

Refugees from Ukraine and the perception of war in Romania

Lătăianu, Gabriel; Burcea, Marin; Stefan, Bruno

Veröffentlichungsversion / Published Version

Forschungsbericht / research report

Empfohlene Zitierung / Suggested Citation:

Lătăianu, G., Burcea, M., & Stefan, B. (2022). *Refugees from Ukraine and the perception of war in Romania*. (Psychosocial studies and research, 1). Bucharest: Biroul de Cercetări Sociale. <https://nbn-resolving.org/urn:nbn:de:0168-ssoar-85025-2>

Nutzungsbedingungen:

Dieser Text wird unter einer Free Digital Peer Publishing Licence zur Verfügung gestellt. Nähere Auskünfte zu den DiPP-Lizenzen finden Sie hier: <http://www.dipp.nrw.de/lizenzen/dppl/service/dppl/>

Terms of use:

This document is made available under a Free Digital Peer Publishing Licence. For more information see: <http://www.dipp.nrw.de/lizenzen/dppl/service/dppl/>

Gabriel Lataianu

Queensborough Community College (City University of New York)

Marin Burcea

University of Bucharest

Bruno Ștefan

Polytechnica University of Bucharest

Refugees from Ukraine and the perception of war in Romania

Psycho-social studies and research

Report no. 1/2022, ISSN 2734-861X

BUREAU FOR SOCIAL RESEARCH

Str. G-ral H. M. Berthelot nr. 84, Sector 1, București

Tel./Fax: 031 422 00 58 Mobil: 0723 364 739

E-mail: bruno.stefan.bcs@gmail.com, www.bcs.com.ro

Photo: www.national.ro



Methodology

- The survey was conducted between March 9-20, 2022 on a national sample of 800 people, representative of the adult population of Romania.
- The interviews were conducted online. An invitation to participate in the survey, accompanied by a link to the questionnaire posted on Google forms, was sent by SMS to people randomly selected from the databases of the Social Research Bureau in each county, respecting the probabilistic principles of their selection.
- The constructed sample was of probabilistic-random type, consisting of 40 strata resulting from the intersection of 8 zones (8 development regions) with 5 types of urban and rural localities.
- The sample was drawn to be nationally representative, with a statistical error of $\pm 3.5\%$ at a 95% confidence interval. In other words, out of a hundred identical samples 95 of them will give the same numbers with an error of $\pm 3.5\%$. The sample reproduces the socio-demographic structure of the population not only by counties, development regions and types of localities (large cities, medium-sized cities, small cities and municipalities), but also by gender and occupation.
- The results were weighted by education levels and age groups, because in online surveys older people and those with elementary education have a harder time answering questions in the questionnaire.
- The interviewed persons live in 220 urban and rural localities in all counties of the country.
- The research was not funded by anyone, the data collection being carried out with the voluntary help of students and master's students of the Politehnica University of Bucharest during sociology classes.
- The results of a similar research carried out between 9-28 October 2021 on a national sample of 653 subjects, compiled according to the same methodology, were also presented (where applicable) in order to highlight similarities or changes in the perception of refugees before and after the war from Ukraine.

Summary

The current survey which was conducted by the Bureau for Social Research (BCS) from Bucharest between March 9-20, 2022 on a national sample of 800 people which is representative of the adult population of Romania. The sample reproduces the socio-demographic structure of the population not only by counties, development regions, and types of localities (large cities, medium-sized cities, small and common cities), but also by sex and occupation. The present survey is the most comprehensive study of refugees in our country. It is focused on refugees in general with a special focus on the refugees from Ukraine and, also, on the Romanians' attitudes toward the war in Ukraine. The BCS study is also valuable because it could be compared with a survey, conducted also by the same institute, between 9-28 October 2021 which was focused on the refugees from Afghanistan and economic immigrants. The October 2021 survey had a national sample of 653 subjects. The two comprehensive studies were carried out according to the same methodology, allowing numerous times to bring to light the changes or similarities in the attitude of Romanians towards refugees before and after the war in Ukraine (see the slides with the rubric "Comparison to October 2021 poll").

- The main highlights of the March 2022 BCS survey:

1. A substantial majority - 73.9% - agree that Romania should receive Ukrainian refugees. We can see that the percentage of Romanians who are in favor of receiving refugees from Ukraine is significantly higher than that of respondents in favor of receiving Afghan refugees in October 2021 - 31.6%. This disproportion is largely due to the cultural, religious and geographical proximity of Ukrainian refugees.
2. Romanians believe that the greatest support should be given to refugees who are victims of hunger (83.8%) and those who are victims of armed conflict (80.1%). Only 51.4% believe that Romanian society should actively support refugees as victims of sexual discrimination - 51.4%.
3. If we compare the current study with the one from October 2021, it can be seen that (see slide no. 4) Romanians are more open to all categories of refugees in March 2022, most likely due to the proximity of the armed conflict in Ukraine.
4. According to the current study, Romanians consider in a significant proportion that refugees from Ukraine (46.8%) and, hypothetically, those from Moldova (56.3%) should have a high priority when entering our country. Other categories of refugees by geographical origin are not considered a priority. Refugees in Afghanistan have also not been considered to have a high priority in entering Romania (15.2% in March 2022 compared to 18.6% in October 2021, just weeks after the great refugee crisis that followed the withdrawal of allied troops from Afghanistan).

Summary (II)

5. Romanians clearly agree with the protection of the most vulnerable people in society regardless of their religious, ethnic or racial affiliation (71.7% in March 2022 and 74.1% in October 2021) and more than half of Romanians consider refugees to be good people and hardworking people who left their country just to save their lives (63.8% in March 2022 compared to 55.9% in October 2021). It should be noted that most Romanians do not agree with the statement that refugees take their jobs (52.3% in March 2022 and 55.6% in October 2021). Romanians also reject the claim that refugees bring diseases and viruses that Romanians are not used to - 51.2% in March 2022 compared to 55.3% in October 2021. The result in October seems surprising as it was recorded in the midst of last autumn's pandemic crisis.

6. Concerning the statement that refugees make up for the lack of labor due to the massive emigration of Romanians to Western countries, opinions are not clearly delineated: 42% agree with the statement and 41.2% do not accept it.

7. On the subject of the special programs that should have priority to help a refugee to get integrated into the Romanian society and economy, most Romanians declare that learning the Romanian language is very important (62.8% in March 2022 compared to 60.8% in October last year). The current study shows that access to education, vocational training and helping refugees find a suitable job are also high priorities.

8. Regarding who should be most involved in helping refugees, Romanians believe that the highest responsibility lies on the shoulders of the Romanian State (29.6%) and the European Union (23.2%). On the other hand, the lowest involvement is expected from ordinary citizens (6.4%) and non-governmental organizations (6.1%). (see slide 49). However, in the context of the Ukrainian refugee crisis on the Romanian borders, respondents consider that Romanians in general mobilized exemplary (86.4%) and that civil society also mobilized exemplary (82.8%) even faster than the state authorities. (80.2%). In the same context, Romanians consider that the presidential administration and politicians displayed the weakest performance. (see slide 65). It should be noted that overwhelmingly - 82% - Romanians think that by the time of the survey Romanians have shown much or very much humanity and solidarity with refugees from Ukraine. (see slide 64). Also, 77.6% of the respondents state that the Romanian people are tolerant people towards refugees and immigrants in general. (see slide 97) Concerning the support of the international actors in the management of the Ukrainian refugee crisis, most Romanians expect the EU and world organizations such as the UN or "Save the Children" to bear the greatest responsibility and then more prosperous states from Western Europe or other parts of the world.

Summary (III)

9. Inquired about the willingness to receive a refugee/ group of refugees in their own homes, if there was such a possibility, a significant segment of respondents - 46.9% - claims that it depends on the situation. Only 28.8% reported clearly they agreed to receive refugees in March 2022. Note that in our October study last year, only 8.7% of respondents said they were willing to accept refugees into their own home. The difference of opinion is given by the fact that the wave of refugees from March 2022 is composed of Ukrainian refugees for whom Romanians feel a greater cultural and geographical affinity than Afghan refugees.

10. When asked about the willingness to receive a refugee or a group of refugees in their own home for a week, Romanians once again demonstrate a much greater solidarity for refugees from Ukraine (40% affirmative) and, hypothetically, from Moldova (39.9 % affirmative) compared to any other geographical category of refugees. It should be noted that about a quarter of respondents claim they do not know what to do about refugees from Africa, Latin America, Asia or the Caucasus.

11. A majority of 67.6% of Romanians states that they would personally help the integration of refugees into Romanian society in March 2022, compared to only 42.6% in October 2021. A visible change is evident in the percentage of those who would not get involved in March 2022 - 8.6% - compared to October 2021 - 23.6%.

12. Asked to what extent Romanians should help mainly the Ukrainians of Romanian ethnic origin and then the other refugees from Ukraine, a significant majority 60.7% say they agree with this statement.

13. Almost 60% (59.7%) of respondents say they agree with the European Union's decision to grant temporary protected status in the EU for at least one year. This implies the right of residence, access to the labor market, access to housing, social assistance, assistance and free access to education for children and adolescents.

14. To a large extent, Romanians state that they are not sure that Ukrainian refugees will increase competition in the labor market, that it would increase the risk of war with Russia or that it will lead to a decrease in the quality of medical services (see slides 77,78,79). A significant percentage claim that refugees from Ukraine are not a risk to Romania in the face of the social problems mentioned above (see slides 77,78,79).

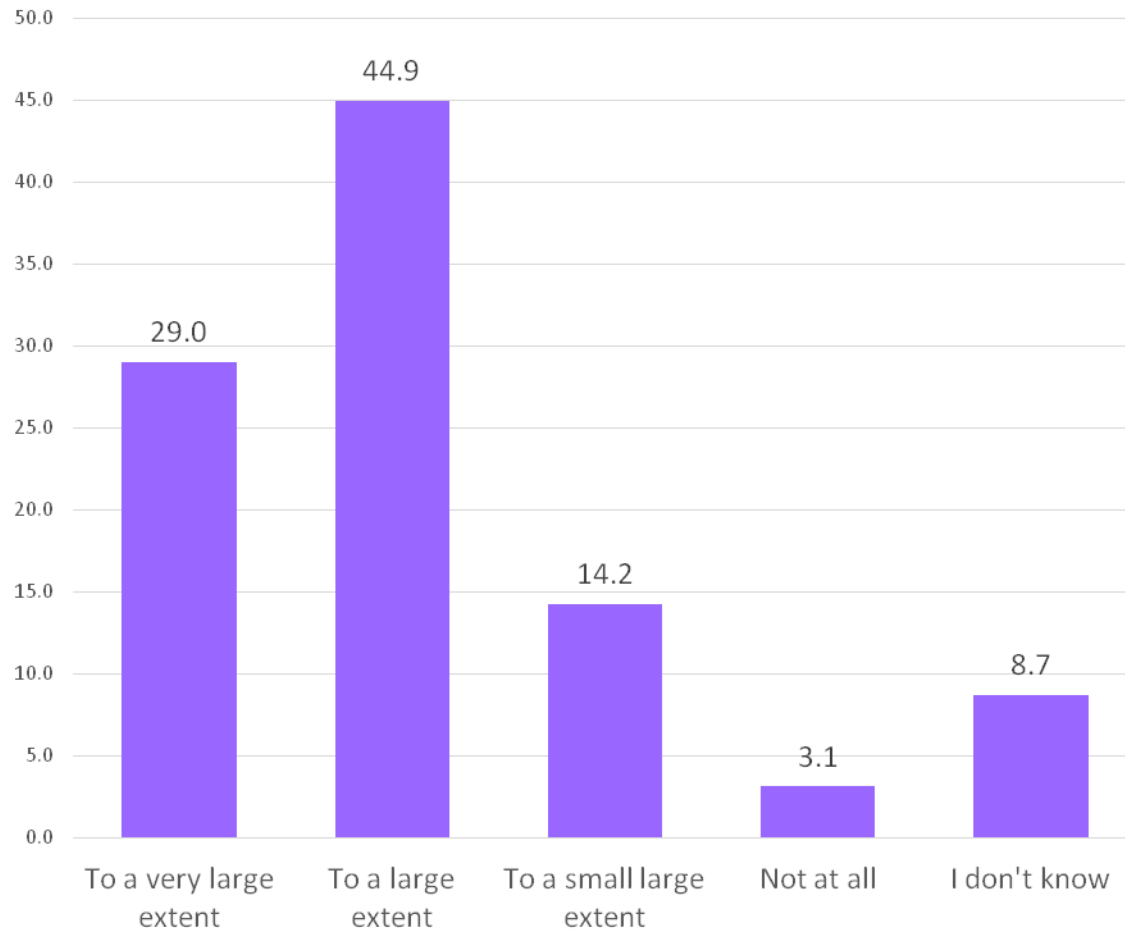
Summary (IV)

15. Most Romanians consider that refugees' assimilation into Romanian society involves taking over Romanian traditions and customs - 57.6% in March 2022 and 58.6% in October 2021. An important segment of Romanian society claims that a true Romanian is only one who was born in Romania, thus refugees would be excluded from the Romanian ethnic national body (see slide 91). Note also the percentage of respondents - 29% - who declare that only children born in Romania to refugee parents can be considered Romanians. (see slide 96) On the other hand, 40.3% of respondents say that "he/she is already Romanian only after less than 10 years of living in our country."

16. In terms of social distance, a significant majority - 69.5% - say they would not mind having a refugee center in their place of residence (city, town, or village). However, a smaller percentage reports that they would not mind having a refugee supervisor (boss) at work - 46.4% - or that a first-degree relative (brother, sister, son, daughter) would marry a refugee - 49.5%.

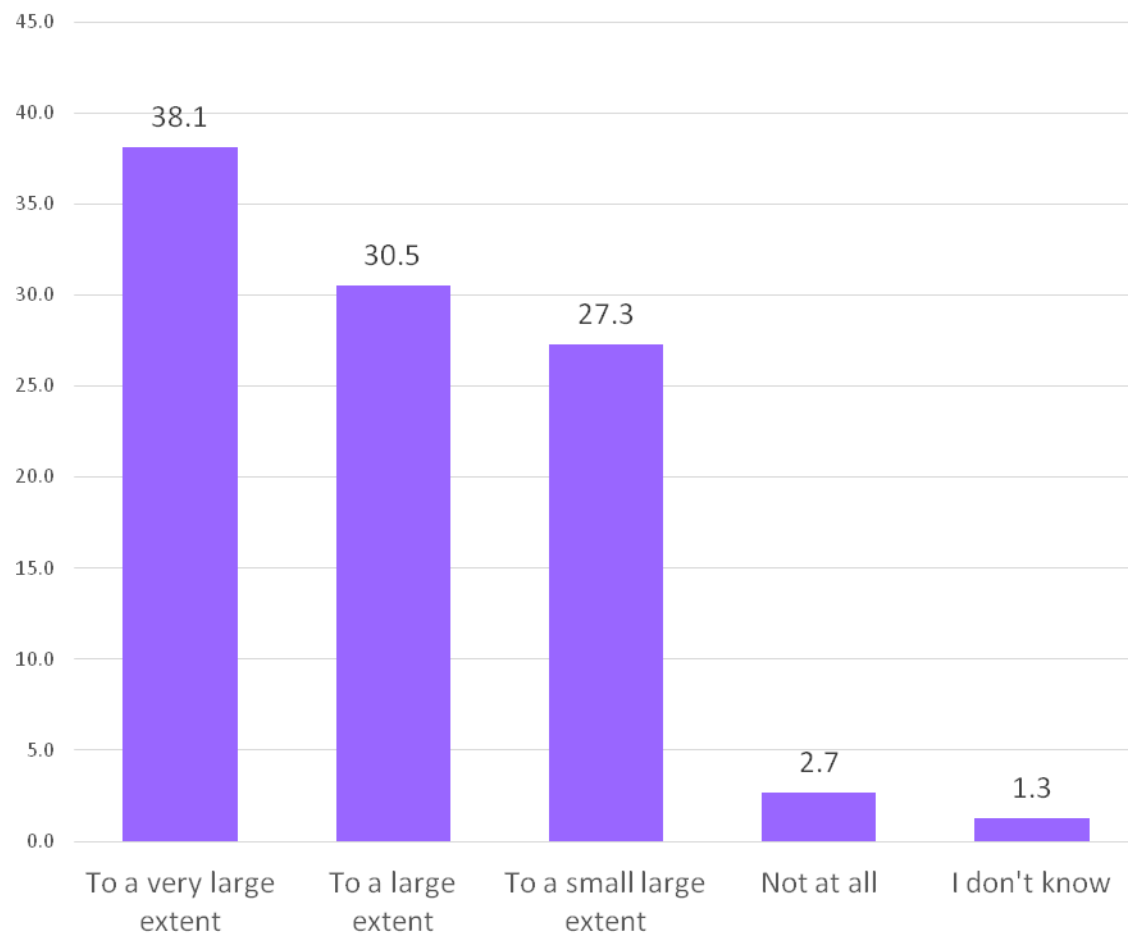
17. Regarding the war in Ukraine, three-quarters of the respondents (more precisely, 75.2%) state that the attack of Ukraine by the Russian Federation made them fearful to a great or very large extent. (see slide 109) Most Romanians fear an explosion at a nuclear power plant, World War III, and a nuclear war. (see slide 108). A majority of Romanians report that the war in Ukraine reminds them of other invasions by the Russian or Soviet army - 50.3%. Also worth mentioning is the percentage of respondents who believe that Russia's attack on Ukraine was not justified at all - 42.8%. About a quarter of respondents say they do not know if the attack was justified. (see slide 117). It should also be noted that the high percentage of Romanians who claim that our country is not prepared militarily and economically to face aggression from Russia - 40.6% (see slide 118). It is worth mentioning that a small segment of the Romanian public - 57.9% - claims that Romania will have to invest more in armament and military training. (see slide 119) Also, a significant percentage of respondents consider the decision to join NATO to be correct - 64.3% (see slide 120) and that Romania must support another NATO ally in case of a NATO aggression - 50.8%. Romanians are in favor of military aid to Ukraine but are less certain that the participation of Romanian volunteers in the Ukrainian army or the participation of Romanian pilots in "no-fly" operations would be beneficial for Romania.

To what extent do you agree that Romania should receive Ukrainian refugees?



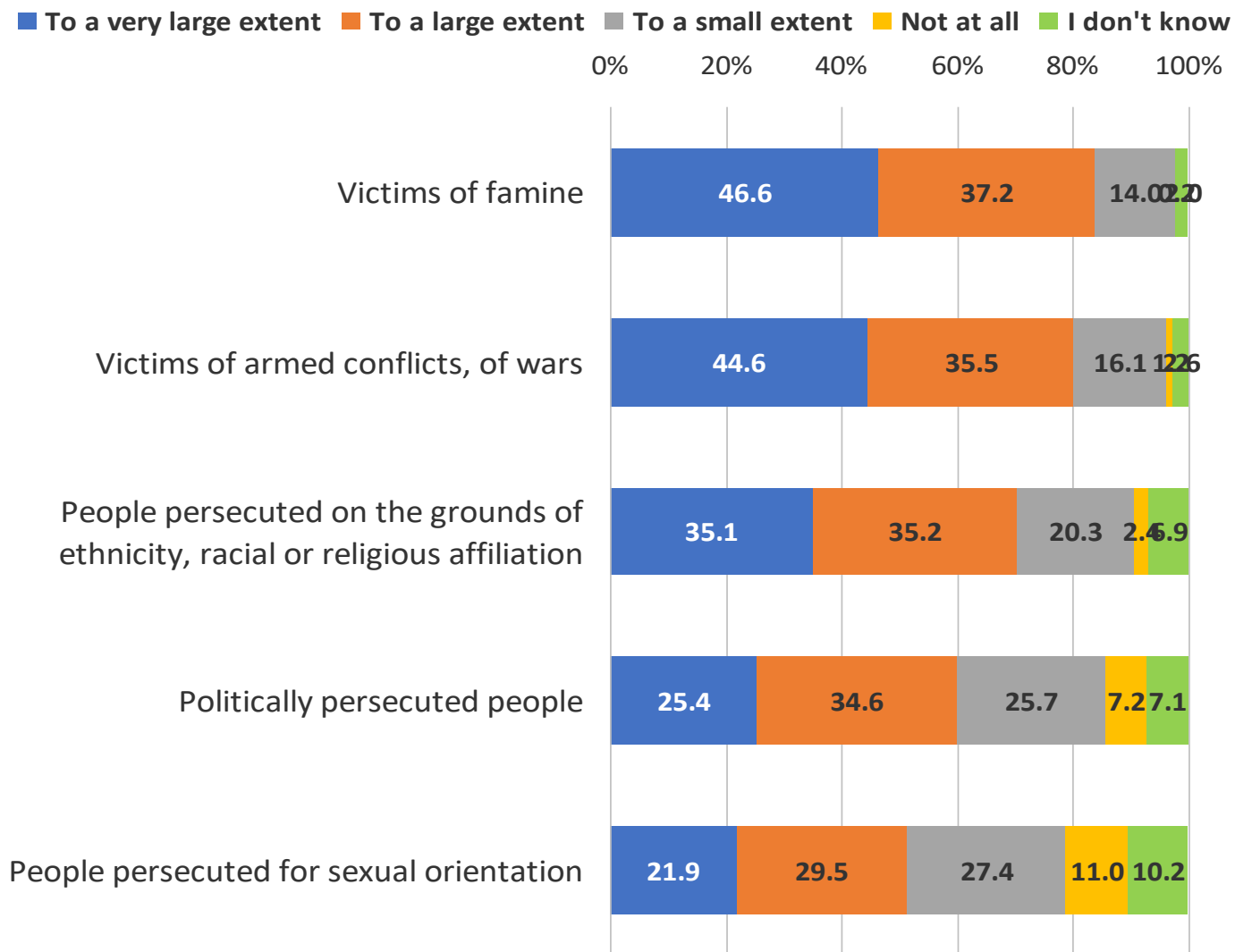
Region	To a very large extent	To a large extent	To a small extent	Not at all	I don't know
Bucharest-Ilfov	40,6%	31,3%	18,8%	9,4%	
Center (AB, BV, CV, HR, MS, SB)	32,6%	53,9%			13,5%
Northeast (BC, BT, IS, NT, SV, VS)	24,4%	56,3%	8,4%	5,0%	5,9%
Northwest (BH, BN, CJ, MM, SJ, SM)	45,7%	47,9%			6,4%
Southeast (BR, BZ, CT, GL, TL, VN)	22,2%	55,6%	14,1%	7,1%	1,0%
South-Muntenia (AG, CL, DB, GR, IL, PH, TR)	25,9%	42,3%	16,6%	1,2%	14,0%
Southwest-Oltenia (DJ, GJ, MH, OT, VL)	30,3%	24,2%	37,4%	7,1%	1,0%
West (AR, CS, HD, TM)	51,7%	36,2%	3,4%		8,6%
Residence					
Cities over 200,000 inhabitants	56,4%	29,5%	9,0%	5,1%	
Cities with 100,000-200,000 inhabitants	43,2%	54,3%	2,5%		
Cities with 30,000-100,000 inhabitants	49,1%	31,6%	15,8%		3,5%
Towns with less than 30,000 inhabitants	19,1%	58,5%	12,2%		10,2%
Rural commune or village	27,8%	39,3%	16,6%	4,9%	11,5%
Sex					
Males	36,7%	42,7%	9,9%	6,2%	4,5%
Females	26,6%	45,4%	15,9%	,9%	11,2%
Age Group					
18-29 years	48,9%	40,4%	9,0%	,5%	1,1%
30-39 years	30,1%	48,4%	5,4%	8,6%	7,5%
40-49 years	21,3%	53,9%	12,1%	5,0%	7,8%
50-59 years	38,8%	37,6%	4,7%	5,9%	12,9%
60-69 years	28,3%	54,5%	7,0%	3,7%	6,4%
Over 70 years	20,2%	34,3%	29,3%		16,1%
Education					
Elementary and middle school, vocational school	19,5%	48,4%	14,2%	4,5%	13,5%
High school and post-secondary school	36,4%	43,0%	13,8%	1,9%	4,9%
Higher education (bachelor, master, doctorate)	47,1%	36,1%	10,1%	,8%	5,9%
Occupation					
State employee	26,9%	48,5%	10,6%	3,8%	10,2%
Private employee	54,8%	32,3%	8,6%	3,2%	1,1%
Farmer, agricultor	80,8%	7,7%		7,7%	3,8%
Business owner, entrepreneur	50,0%	46,4%	3,6%		
Retired	16,0%	48,0%	21,2%		14,8%
Housekeeper, unemployed, without occupation	18,9%	37,7%	18,9%	22,6%	1,9%
High school student, university student	49,6%	44,9%	4,7%		,8%
Comparison to the October 2021 poll					
To what extent do you agree that Romania should receive <u>Afghan refugees</u> (Oct. 2021)	10,9%	20,7%	30,0%	31,9%	6,5%
To what extent do you agree that Romania	29,0%	44,9%	14,2%	3,1%	8,7%

Have you watched the news about the war in Ukraine and the refugees coming from Ukraine?

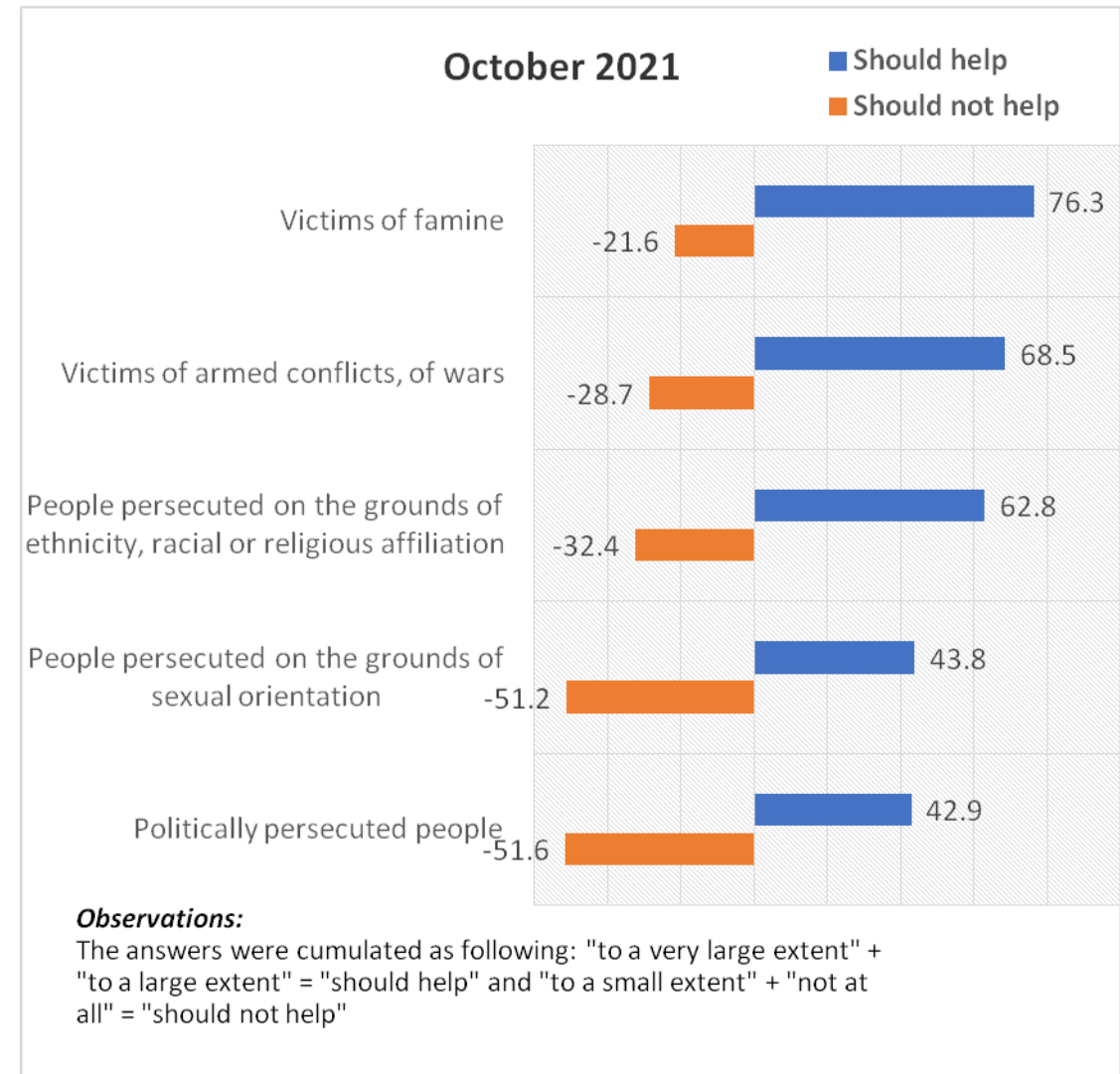
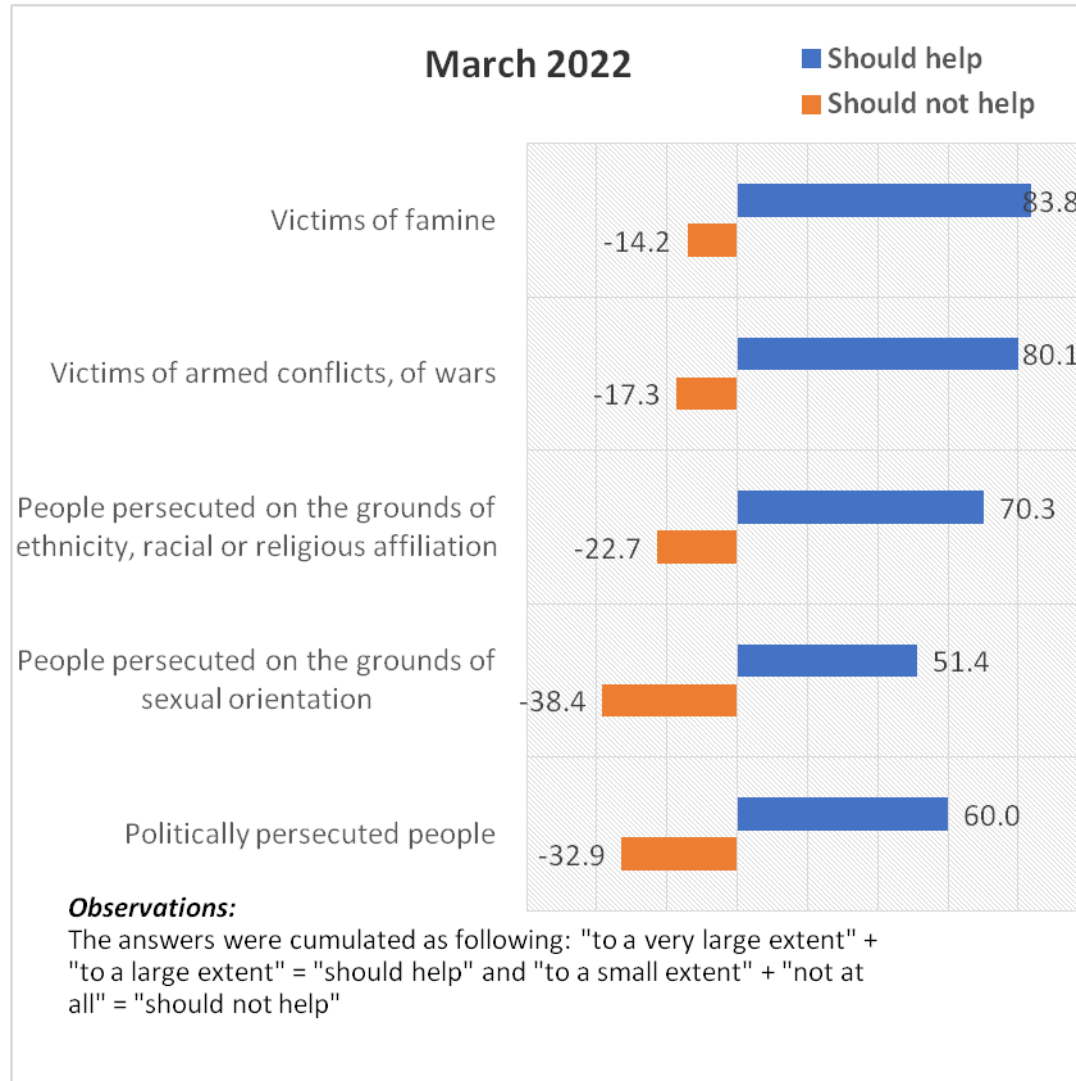


Region	To a very large extent	To a large extent	To a small extent	Not at all	I don't know
Bucharest-Ilfov	25,0%	43,8%	25,0%	6,3%	
Center (AB, BV, CV, HR, MS, SB)	44,9%	10,1%	44,9%		
Northeast (BC, BT, IS, NT, SV, VS)	31,9%	32,8%	26,9%	5,0%	3,4%
Northwest (BH, BN, CJ, MM, SJ, SM)	58,5%	21,3%	13,8%		6,4%
Southeast (BR, BZ, CT, GL, TL, VN)	21,0%	50,0%	14,0%	14,0%	1,0%
South-Muntenia (AG, CL, DB, GR, IL, PH, TR)	43,3%	29,1%	26,7%	,6%	,3%
Southwest-Oltenia (DJ, GJ, MH, OT, VL)	23,0%	35,0%	41,0%	1,0%	
West (AR, CS, HD, TM)	37,9%	34,5%	19,0%		8,6%
Residence					
Cities over 200,000 inhabitants	47,4%	32,1%	17,9%	2,6%	
Cities with 100,000-200,000 inhabitants	22,5%	40,0%	35,0%	2,5%	
Cities with 30,000-100,000 inhabitants	29,8%	38,6%	31,6%		
Towns with less than 30,000 inhabitants	46,8%	37,5%	10,1%	,8%	4,8%
Rural commune or village	35,6%	24,6%	35,2%	3,8%	,8%
Sex					
Males	42,8%	30,4%	23,1%	3,4%	,3%
Females	35,1%	30,9%	29,2%	2,1%	2,8%
Age Group					
18-29 years	33,3%	38,1%	27,5%	,5%	,5%
30-39 years	32,3%	29,0%	30,1%	6,5%	2,2%
40-49 years	26,4%	34,3%	38,6%	,7%	
50-59 years	28,6%	38,1%	19,0%	4,8%	9,5%
60-69 years	50,0%	23,1%	20,4%	6,5%	
Over 70 years	45,2%	27,0%	25,7%		2,1%
Education					
Elementary and middle school, vocational school	46,5%	24,1%	25,4%	4,0%	
High school and post-secondary school	30,5%	33,2%	32,0%	1,7%	2,7%
Higher education (bachelor, master, doctorate)	35,5%	43,8%	14,0%	1,7%	5,0%
Occupation					
State employee	28,0%	33,3%	33,7%	1,5%	3,4%
Private employee	49,5%	28,0%	19,4%	2,2%	1,1%
Farmer, agricultor	12,5%	75,0%		12,5%	
Business owner, entrepreneur	14,3%	78,6%	7,1%		
Retired	50,7%	20,3%	27,0%	,6%	1,4%
Housekeeper, unemployed, without occupation	15,4%	36,5%	23,1%	23,1%	1,9%
High school student, university student	35,9%	34,4%	28,1%	,8%	,8%

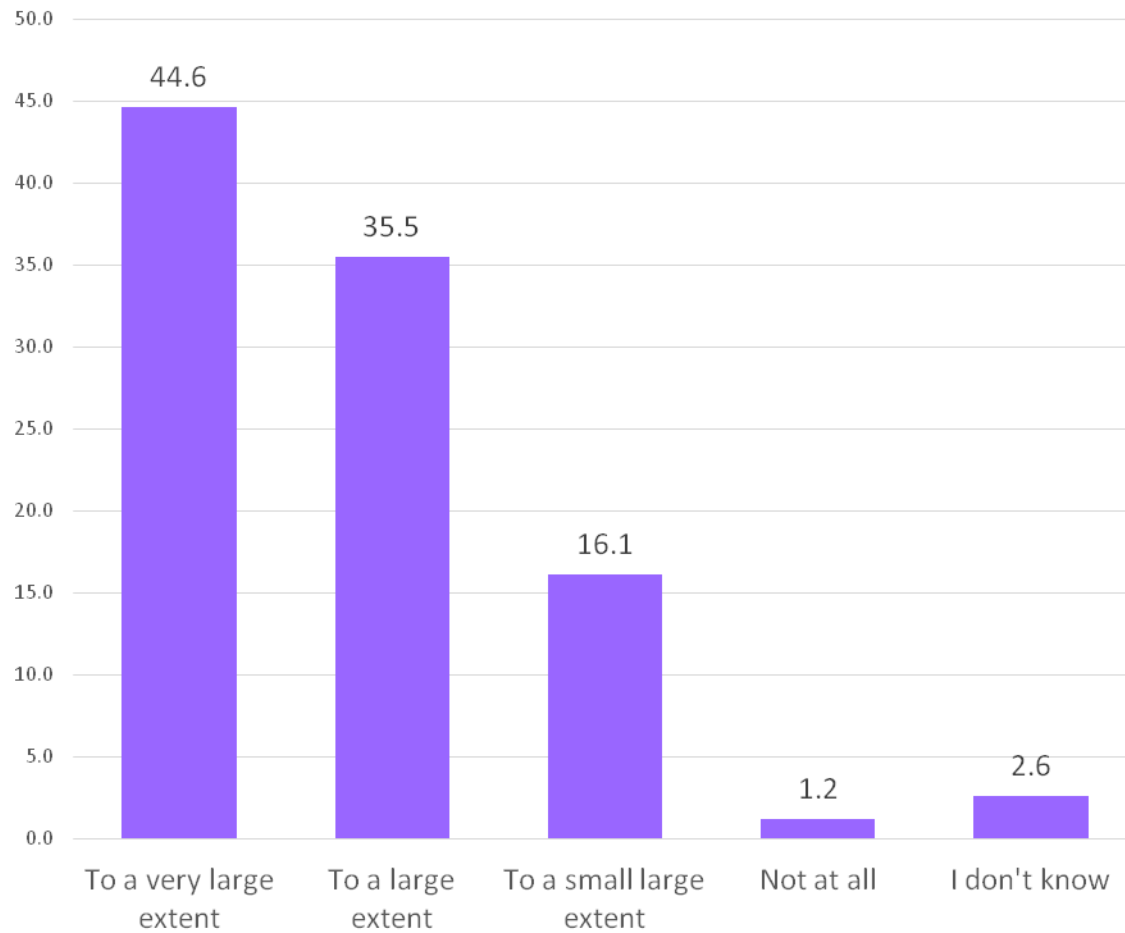
To what extent should Romanian society help the following categories of refugees?



Romanian society should or should not help the following categories of refugees?

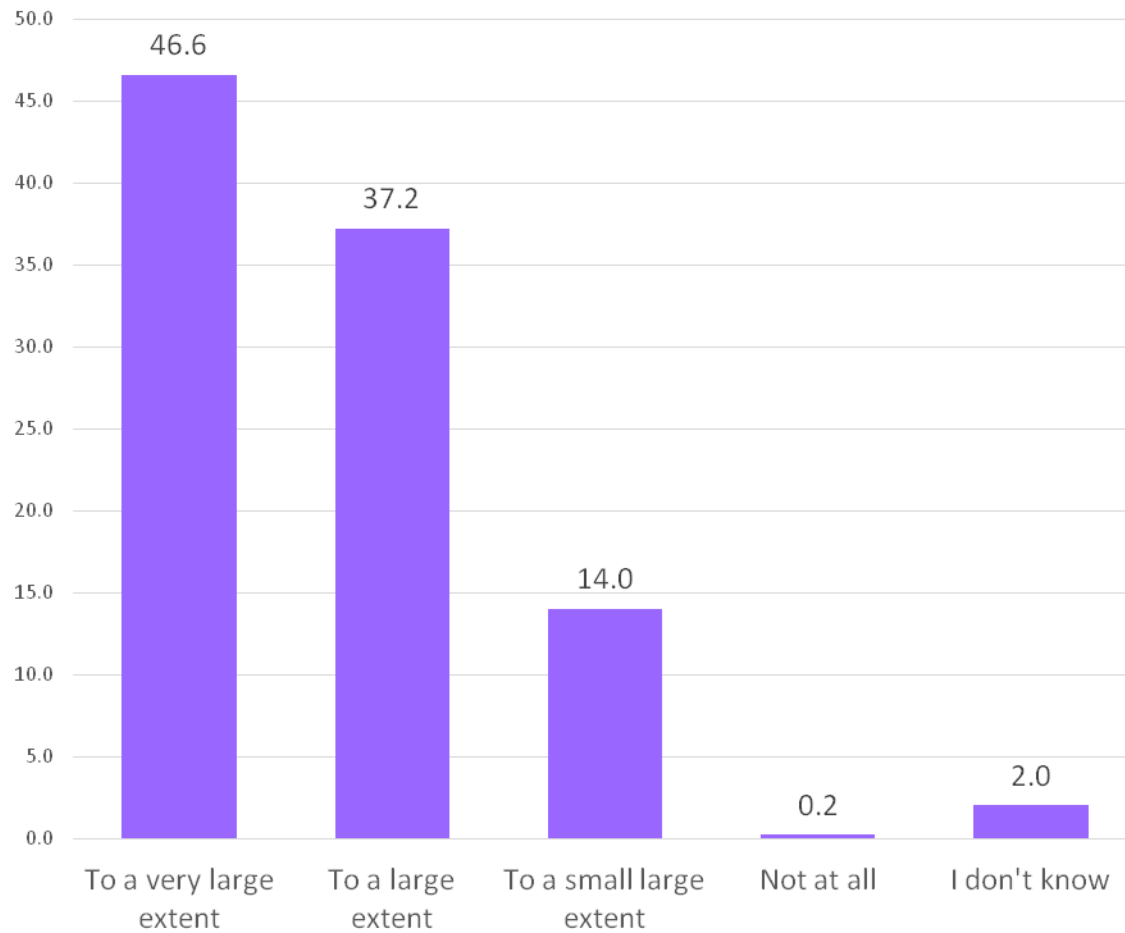


To what extent should Romanian society help the victims of armed conflicts, of wars?



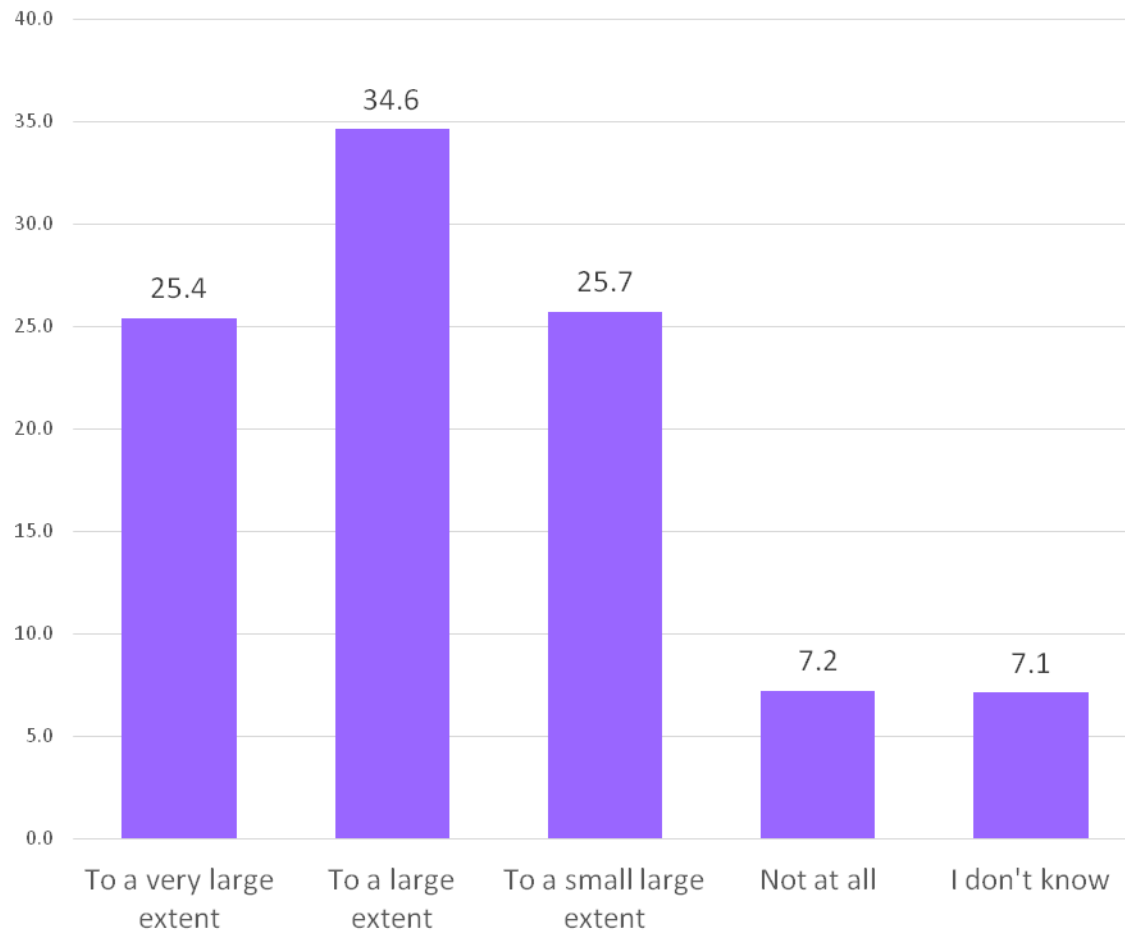
Region	To a very large extent	To a large extent	To a small extent	Not at all	I don't know
Bucharest-Ilfov	61,3%	22,6%	9,7%	6,5%	
Center (AB, BV, CV, HR, MS, SB)	47,7%	40,9%	6,8%	1,1%	3,4%
Northeast (BC, BT, IS, NT, SV, VS)	49,6%	34,5%	10,9%	,8%	4,2%
Northwest (BH, BN, CJ, MM, SJ, SM)	58,5%	35,1%			6,4%
Sourtheast (BR, BZ, CT, GL, TL, VN)	31,0%	48,0%	11,0%	6,0%	4,0%
South-Muntenia (AG, CL, DB, GR, IL, PH, TR)	40,6%	39,8%	18,4%		1,2%
Southwest-Oltenia (DJ, GJ, MH, OT, VL)	45,5%	9,1%	44,4%	1,0%	
West (AR, CS, HD, TM)	59,6%	31,6%			8,8%
Residence					
Cities over 200,000 inhabitants	62,8%	29,5%	3,8%	3,8%	
Cities with 100,000-200,000 inhabitants	53,1%	44,4%	2,5%		
Cities with 30,000-100,000 inhabitants	50,9%	31,6%	17,5%		
Towns with less than 30,000 inhabitants	42,5%	35,2%	16,6%		5,7%
Rural commune or village	42,5%	35,0%	18,3%	1,5%	2,8%
Sex					
Males	51,0%	29,9%	15,5%	1,1%	2,5%
Females	42,1%	38,5%	15,0%	1,0%	3,3%
Age Group					
18-29 years	67,2%	26,5%	4,8%	1,1%	,5%
30-39 years	54,3%	28,3%	10,9%	2,2%	4,3%
40-49 years	37,6%	41,8%	15,6%		5,0%
50-59 years	52,4%	27,4%	8,3%		11,9%
60-69 years	44,4%	40,1%	12,8%	2,7%	
Over 70 years	28,6%	40,2%	29,0%		2,1%
Education					
Elementary and middle school, vocational school	39,5%	38,7%	18,4%	2,0%	1,5%
High school and post-secondary school	47,5%	34,6%	13,6%	,2%	4,1%
Higher education (bachelor, master, doctorate)	57,9%	25,6%	9,9%	1,7%	5,0%
Occupation					
State employee	45,8%	33,0%	13,3%		8,0%
Private employee	71,7%	23,9%	3,3%	1,1%	
Farmer, agricultor	84,0%	8,0%		8,0%	
Business owner, entrepreneur	60,7%	39,3%			
Retired	27,5%	47,0%	23,8%	,3%	1,4%
Housekeeper, unemployed, without occupation	34,6%	21,2%	32,7%	9,6%	1,9%
High school student, university student	68,0%	26,6%	3,9%	,8%	,8%
Comparison to the October 2021 poll					
October 2021	36,1%	32,4%	18,9%	9,8%	2,9%
March 2022	44,6%	35,5%	16,1%	1,2%	2,6%

To what extent should Romanian society help the victims of famine?



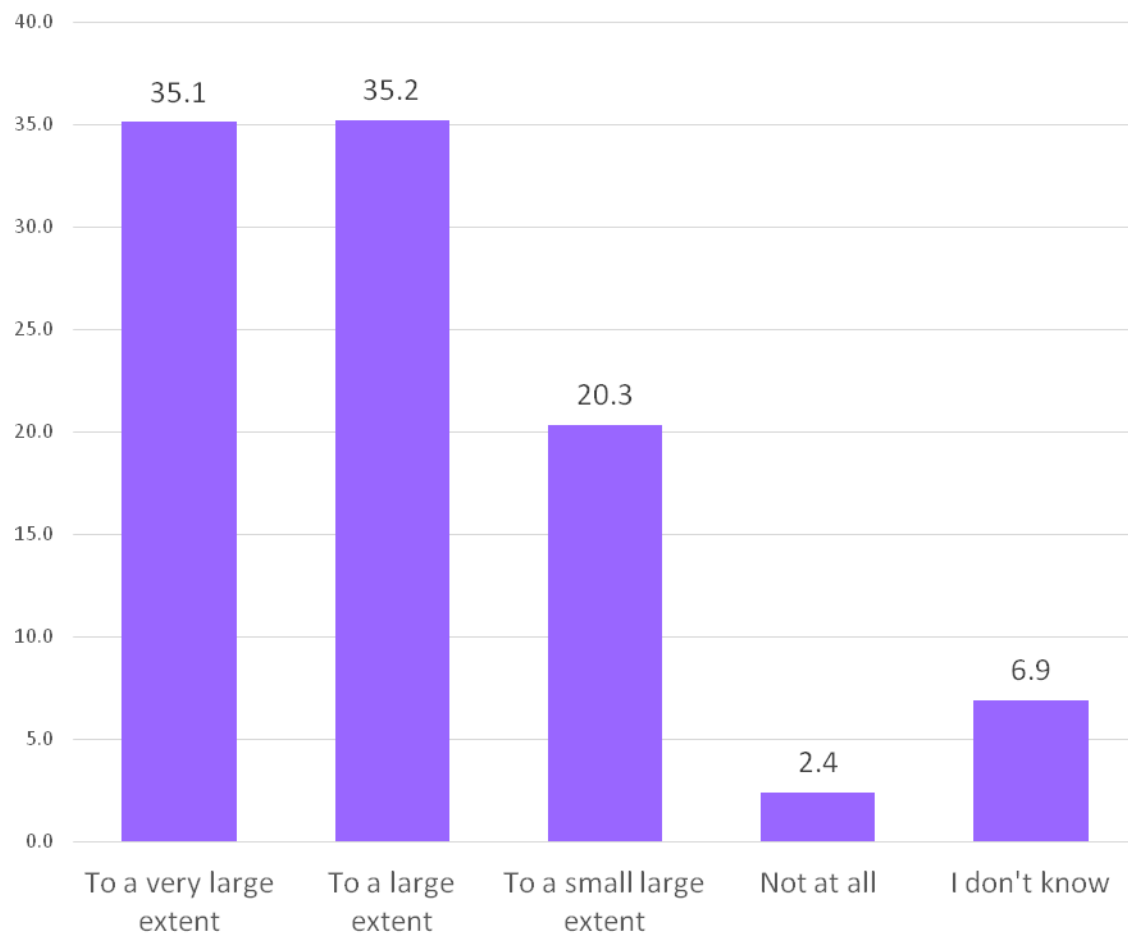
	To a very large extent	To a large extent	To a small extent	Not at all	I don't know
Region					
Bucharest-Ilfov	74,2%	16,1%	9,7%		
Center (AB, BV, CV, HR, MS, SB)	43,8%	43,8%	11,2%	1,1%	
Northeast (BC, BT, IS, NT, SV, VS)	52,1%	37,0%	5,9%	,8%	4,2%
Northwest (BH, BN, CJ, MM, SJ, SM)	56,4%	37,2%			6,4%
Sourtheast (BR, BZ, CT, GL, TL, VN)	48,0%	38,0%	13,0%		1,0%
South-Muntenia (AG, CL, DB, GR, IL, PH, TR)	40,6%	44,7%	13,5%		1,2%
Southwest-Oltenia (DJ, GJ, MH, OT, VL)	44,4%	11,1%	44,4%		
West (AR, CS, HD, TM)	60,3%	31,0%			8,6%
Residence					
Cities over 200,000 inhabitants	69,2%	25,6%	3,8%	1,3%	
Cities with 100,000-200,000 inhabitants	64,2%	33,3%	2,5%		
Cities with 30,000-100,000 inhabitants	54,4%	28,1%	17,5%		
Towns with less than 30,000 inhabitants	42,7%	40,7%	11,8%		4,9%
Rural commune or village	42,4%	38,6%	16,7%	,2%	2,1%
Sex					
Males	47,6%	39,4%	10,4%	,6%	2,0%
Females	47,2%	35,2%	14,9%		2,8%
Age Group					
18-29 years	68,3%	25,9%	4,2%	1,1%	,5%
30-39 years	58,7%	31,5%	5,4%		4,3%
40-49 years	44,0%	35,5%	17,7%		2,8%
50-59 years	50,0%	32,1%	8,3%		9,5%
60-69 years	43,1%	48,9%	8,0%		
Over 70 years	30,8%	40,8%	26,3%		2,1%
Education					
Elementary and middle school, vocational school	43,5%	40,8%	14,9%		,7%
High school and post-secondary school	48,5%	35,9%	12,1%	,2%	3,2%
Higher education (bachelor, master, doctorate)	57,1%	26,1%	10,9%	,8%	5,0%
Occupation					
State employee	49,2%	29,7%	15,0%		6,0%
Private employee	75,8%	20,9%	3,3%		
Farmer, agricultor	92,0%	8,0%			
Business owner, entrepreneur	67,9%	32,1%			
Retired	24,3%	55,1%	18,8%	,3%	1,4%
Housekeeper, unemployed, without occupation	50,0%	26,9%	21,2%		1,9%
High school student, university student	71,7%	24,4%	3,1%		,8%
Comparison to the October 2021 poll					
October 2021	36,1%	32,4%	18,9%	9,8%	2,9%
March 2022	46,6%	37,2%	14,0%	0,2%	2,0%

To what extent should Romanian society help politically persecuted people?



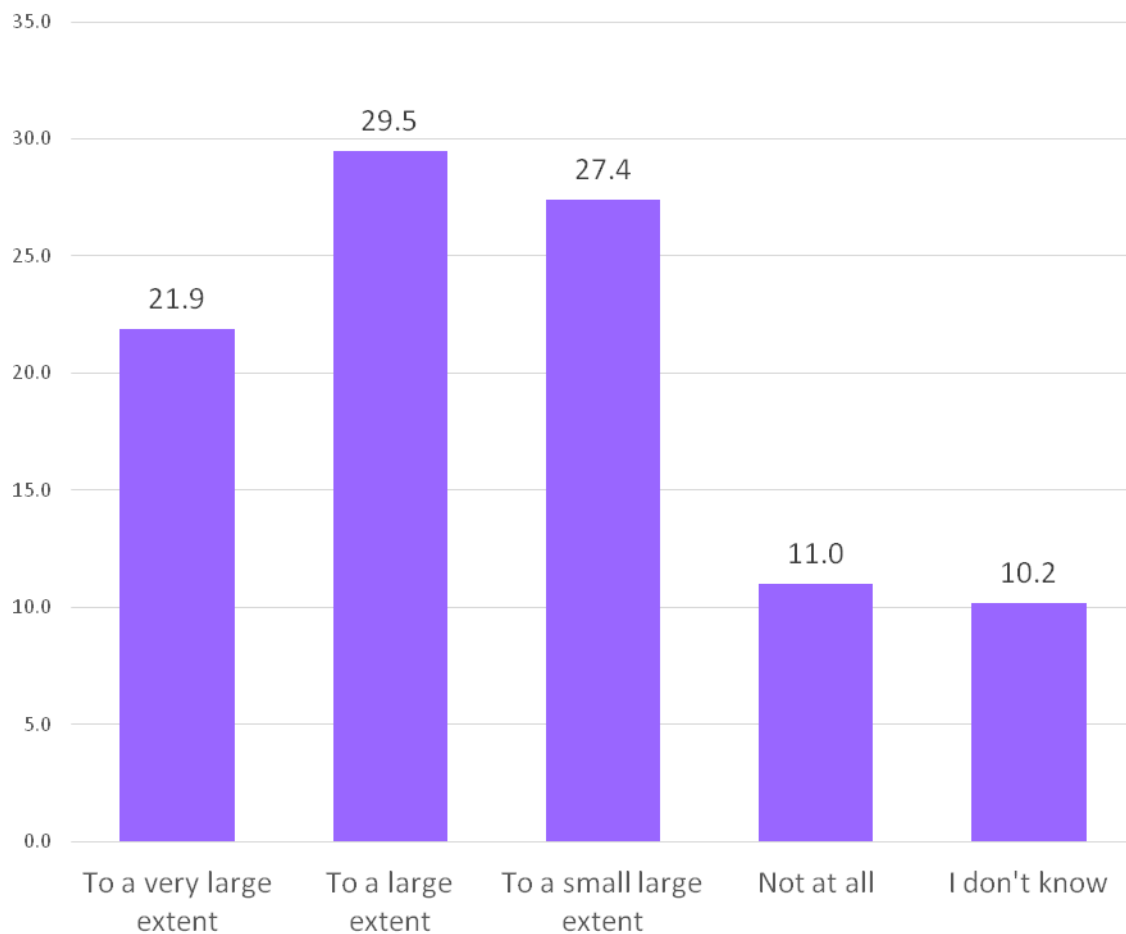
	To a very large extent	To a large extent	To a small extent	Not at all	I don't know
Region					
Bucharest-Ilfov	34,4%	31,3%	15,6%	12,5%	6,3%
Center (AB, BV, CV, HR, MS, SB)	14,8%	36,4%	21,6%	19,3%	8,0%
Northeast (BC, BT, IS, NT, SV, VS)	27,7%	34,5%	21,8%	9,2%	6,7%
Northwest (BH, BN, CJ, MM, SJ, SM)	21,1%	55,8%	10,5%		12,6%
Southeast (BR, BZ, CT, GL, TL, VN)	21,2%	41,4%	31,3%	4,0%	2,0%
South-Muntenia (AG, CL, DB, GR, IL, PH, TR)	30,3%	28,6%	25,4%	7,0%	8,7%
Southwest-Oltenia (DJ, GJ, MH, OT, VL)	20,2%	26,3%	48,5%	3,0%	2,0%
West (AR, CS, HD, TM)	35,6%	30,5%	20,3%	3,4%	10,2%
Residence					
Cities over 200,000 inhabitants	30,8%	35,9%	21,8%	7,7%	3,8%
Cities with 100,000-200,000 inhabitants	35,4%	48,8%	8,5%	3,7%	3,7%
Cities with 30,000-100,000 inhabitants	26,3%	15,8%	49,1%	5,3%	3,5%
Towns with less than 30,000 inhabitants	25,6%	34,6%	22,8%	3,3%	13,8%
Rural commune or village	23,8%	33,6%	27,4%	9,4%	5,7%
Sex					
Males	27,6%	32,7%	25,4%	8,7%	5,6%
Females	25,1%	35,3%	25,3%	6,0%	8,3%
Age Group					
18-29 years	33,9%	38,6%	15,9%	5,8%	5,8%
30-39 years	18,1%	38,3%	24,5%	12,8%	6,4%
40-49 years	13,5%	34,0%	35,5%	7,8%	9,2%
50-59 years	26,2%	38,1%	17,9%	2,4%	15,5%
60-69 years	33,0%	31,9%	22,3%	12,2%	,5%
Over 70 years	24,9%	29,9%	32,0%	2,9%	10,4%
Education					
Elementary and middle school, vocational school	29,4%	31,3%	28,6%	4,7%	6,0%
High school and post-secondary school	21,8%	37,0%	22,8%	9,7%	8,7%
Higher education (bachelor, master, doctorate)	30,0%	35,0%	23,3%	5,0%	6,7%
Occupation					
State employee	21,1%	30,9%	29,1%	8,3%	10,6%
Private employee	34,4%	37,6%	21,5%	3,2%	3,2%
Farmer, agricultor	84,0%	4,0%	4,0%	8,0%	
Business owner, entrepreneur	39,3%	50,0%	7,1%	3,6%	
Retired	20,5%	34,7%	28,3%	9,0%	7,5%
Housekeeper, unemployed, without occupation	27,5%	23,5%	45,1%		3,9%
High school student, university student	30,2%	43,7%	12,7%	5,6%	7,9%
Comparison to the October 2021 poll					
October 2021	46,9%	29,4%	11,1%	10,5%	2,2%
March 2022	25,4%	34,6%	25,7%	7,3%	7,1%

To what extent should Romanian society help people persecuted on the grounds of ethnicity, racial or religious affiliation?



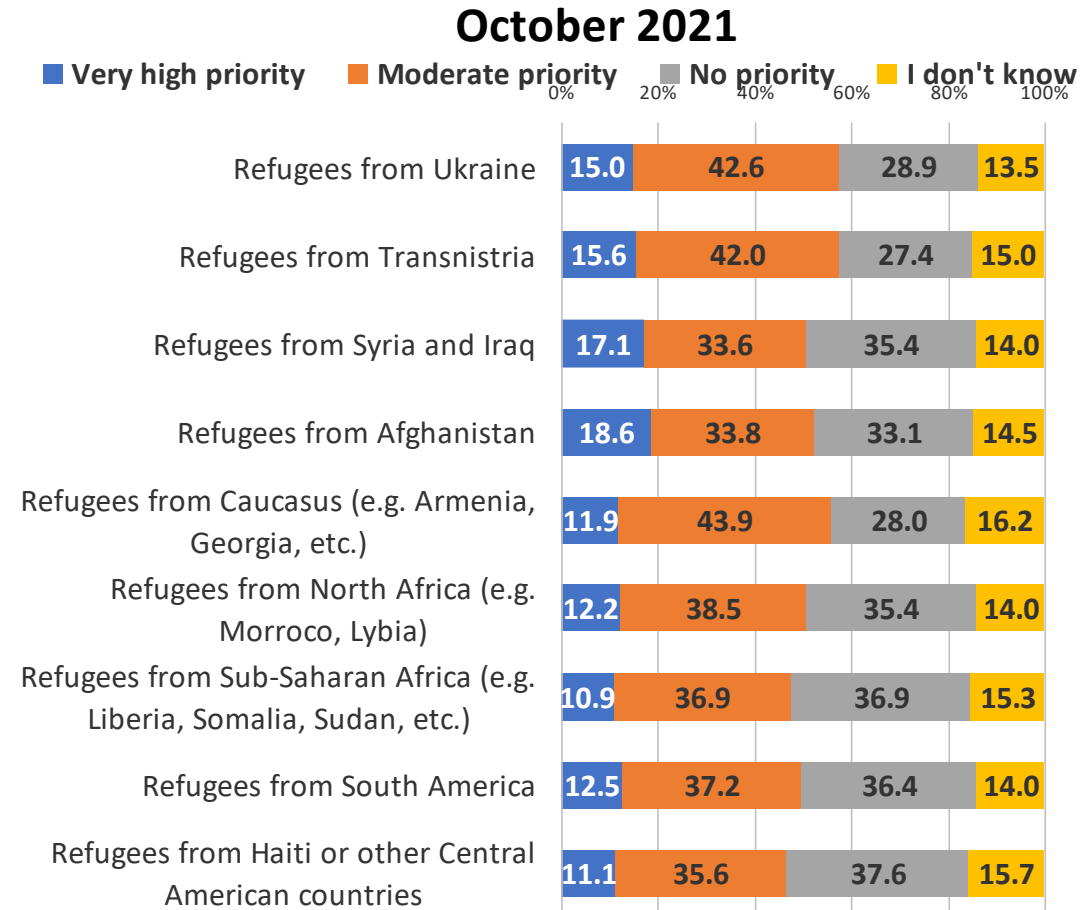
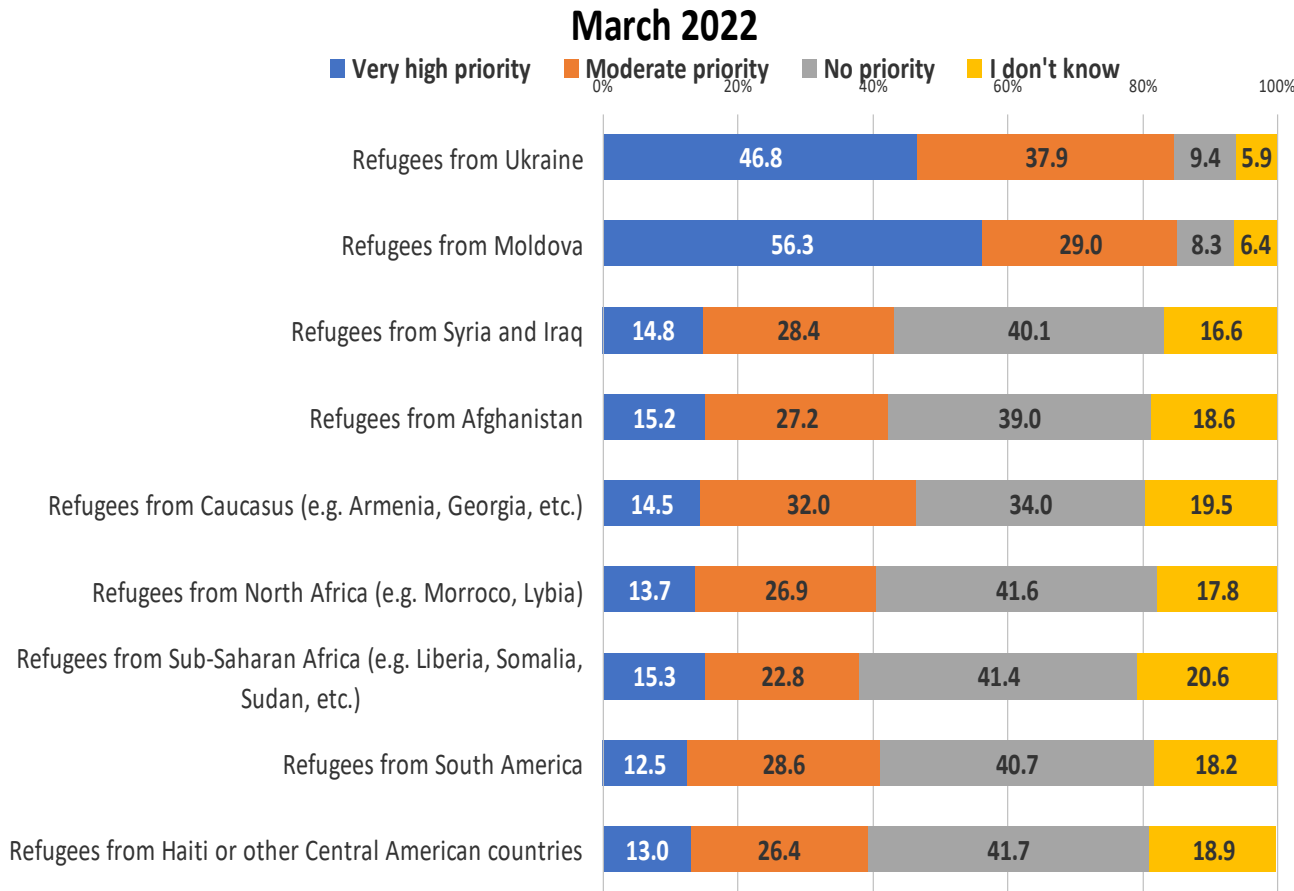
	To a very large extent	To a large extent	To a small extent	Not at all	I don't know
Region					
Bucharest-Ilfov	53,1%	31,3%	9,4%	3,1%	3,1%
Center (AB, BV, CV, HR, MS, SB)	36,0%	41,6%	6,7%	11,2%	4,5%
Northeast (BC, BT, IS, NT, SV, VS)	34,7%	39,0%	16,9%	3,4%	5,9%
Northwest (BH, BN, CJ, MM, SJ, SM)	33,0%	50,0%	10,6%		6,4%
Sourtheast (BR, BZ, CT, GL, TL, VN)	28,0%	39,0%	27,0%	4,0%	2,0%
South-Muntenia (AG, CL, DB, GR, IL, PH, TR)	36,6%	32,0%	19,8%		11,6%
Southwest-Oltenia (DJ, GJ, MH, OT, VL)	33,0%	20,0%	43,0%	3,0%	1,0%
West (AR, CS, HD, TM)	46,6%	43,1%	1,7%		8,6%
Residence					
Cities over 200,000 inhabitants	48,1%	37,7%	13,0%	1,3%	
Cities with 100,000-200,000 inhabitants	45,7%	49,4%	4,9%		
Cities with 30,000-100,000 inhabitants	35,1%	31,6%	31,6%		1,8%
Towns with less than 30,000 inhabitants	36,6%	30,5%	17,9%	1,2%	13,8%
Rural commune or village	32,1%	36,5%	21,4%	3,6%	6,4%
Sex					
Males	38,7%	36,4%	17,5%	1,1%	6,2%
Females	34,1%	35,2%	20,0%	3,1%	7,6%
Age Group					
18-29 years	58,5%	29,8%	8,0%	2,1%	1,6%
30-39 years	35,9%	35,9%	17,4%	3,3%	7,6%
40-49 years	20,6%	45,4%	26,2%	1,4%	6,4%
50-59 years	32,1%	35,7%	17,9%	1,2%	13,1%
60-69 years	39,8%	36,0%	12,9%	5,9%	5,4%
Over 70 years	25,7%	34,4%	29,5%		10,4%
Education					
Elementary and middle school, vocational school	35,4%	35,4%	20,2%		9,0%
High school and post-secondary school	35,4%	35,4%	19,6%	4,1%	5,6%
Higher education (bachelor, master, doctorate)	40,0%	37,5%	13,3%	3,3%	5,8%
Occupation					
State employee	34,0%	34,3%	20,8%	1,9%	9,1%
Private employee	42,9%	31,9%	20,9%	3,3%	1,1%
Farmer, agricultor	92,0%	8,0%			
Business owner, entrepreneur	53,6%	42,9%	3,6%		
Retired	24,3%	39,4%	22,6%	3,5%	10,1%
Housekeeper, unemployed, without occupation	19,2%	36,5%	36,5%		7,7%
High school student, university student	58,7%	34,1%	5,6%		1,6%
Comparison to the October 2021 poll					
October 2021	20,0%	22,9%	33,1%	18,5%	5,4%
March 2022	35,1%	35,2%	20,3%	2,4%	6,9%

To what extent should Romanian society help people persecuted on the grounds of sexual orientation?

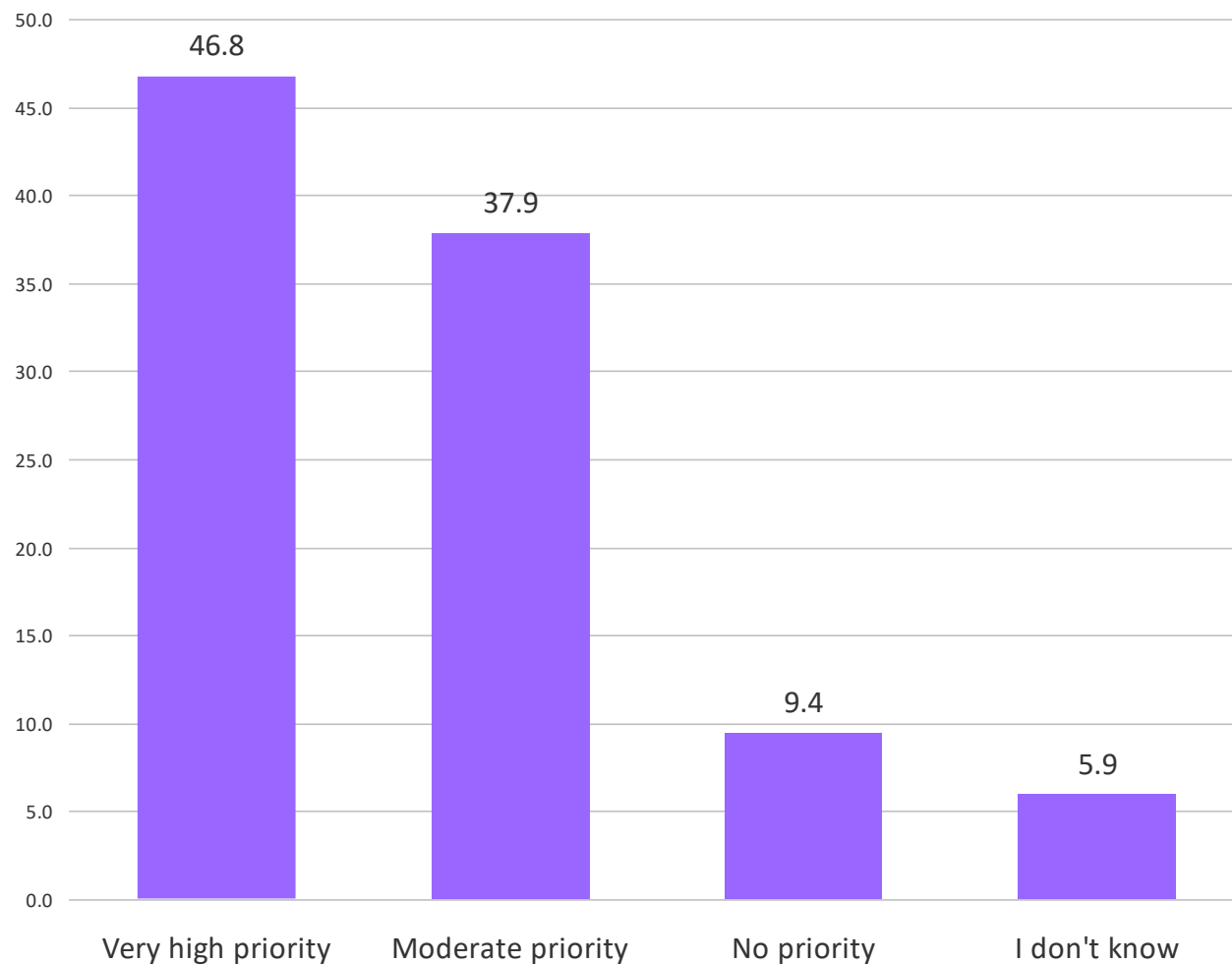


	To a very large extent	To a large extent	To a small extent	Not at all	I don't know
Region					
Bucharest-Ilfov	46,9%	21,9%	18,8%	9,4%	3,1%
Center (AB, BV, CV, HR, MS, SB)	15,7%	23,6%	31,5%	25,8%	3,4%
Northeast (BC, BT, IS, NT, SV, VS)	14,4%	38,1%	17,8%	18,6%	11,0%
Northwest (BH, BN, CJ, MM, SJ, SM)	23,7%	54,8%	15,1%		6,5%
Southeast (BR, BZ, CT, GL, TL, VN)	19,2%	31,3%	33,3%	10,1%	6,1%
South-Muntenia (AG, CL, DB, GR, IL, PH, TR)	22,7%	26,5%	23,3%	10,5%	16,9%
Southwest-Oltenia (DJ, GJ, MH, OT, VL)	26,0%	12,0%	58,0%	3,0%	1,0%
West (AR, CS, HD, TM)	32,8%	17,2%	36,2%	3,4%	10,3%
Residence					
Cities over 200,000 inhabitants	38,5%	24,4%	24,4%	6,4%	6,4%
Cities with 100,000-200,000 inhabitants	37,8%	36,6%	18,3%	4,9%	2,4%
Cities with 30,000-100,000 inhabitants	24,6%	33,3%	35,1%	3,5%	3,5%
Towns with less than 30,000 inhabitants	21,1%	31,2%	15,4%	17,8%	14,6%
Rural commune or village	17,8%	26,1%	35,9%	9,3%	10,8%
Sex					
Males	22,8%	32,7%	27,9%	10,7%	5,9%
Females	22,5%	26,3%	27,8%	10,5%	13,0%
Age Group					
18-29 years	46,6%	32,3%	11,6%	6,3%	3,2%
30-39 years	16,3%	29,3%	22,8%	18,5%	13,0%
40-49 years	9,2%	29,1%	41,1%	14,2%	6,4%
50-59 years	25,9%	28,2%	27,1%	4,7%	14,1%
60-69 years	19,9%	31,2%	28,0%	14,0%	7,0%
Over 70 years	14,9%	23,7%	35,3%	8,3%	17,8%
Education					
Elementary and middle school, vocational school	18,9%	33,3%	22,1%	10,7%	14,9%
High school and post-secondary school	26,6%	26,9%	28,8%	11,4%	6,3%
Higher education (bachelor, master, doctorate)	20,8%	20,0%	44,2%	7,5%	7,5%
Occupation					
State employee	14,8%	25,8%	34,5%	12,1%	12,9%
Private employee	35,9%	25,0%	29,3%	6,5%	3,3%
Farmer, agricultor	16,0%	8,0%	76,0%		
Business owner, entrepreneur	50,0%	39,3%	3,6%	7,1%	
Retired	15,9%	28,7%	26,4%	13,3%	15,7%
Housekeeper, unemployed, without occupation	15,1%	30,2%	39,6%	11,3%	3,8%
High school student, university student	46,1%	38,3%	7,8%	5,5%	2,3%
Comparison to the October 2021 poll					
October 2021	27,0%	16,8%	28,8%	22,4%	5,0%
March 2022	21,9%	29,5%	27,4%	11,0%	10,2%

In case of emergency, which categories of refugees should Romania give priority to entering the country?

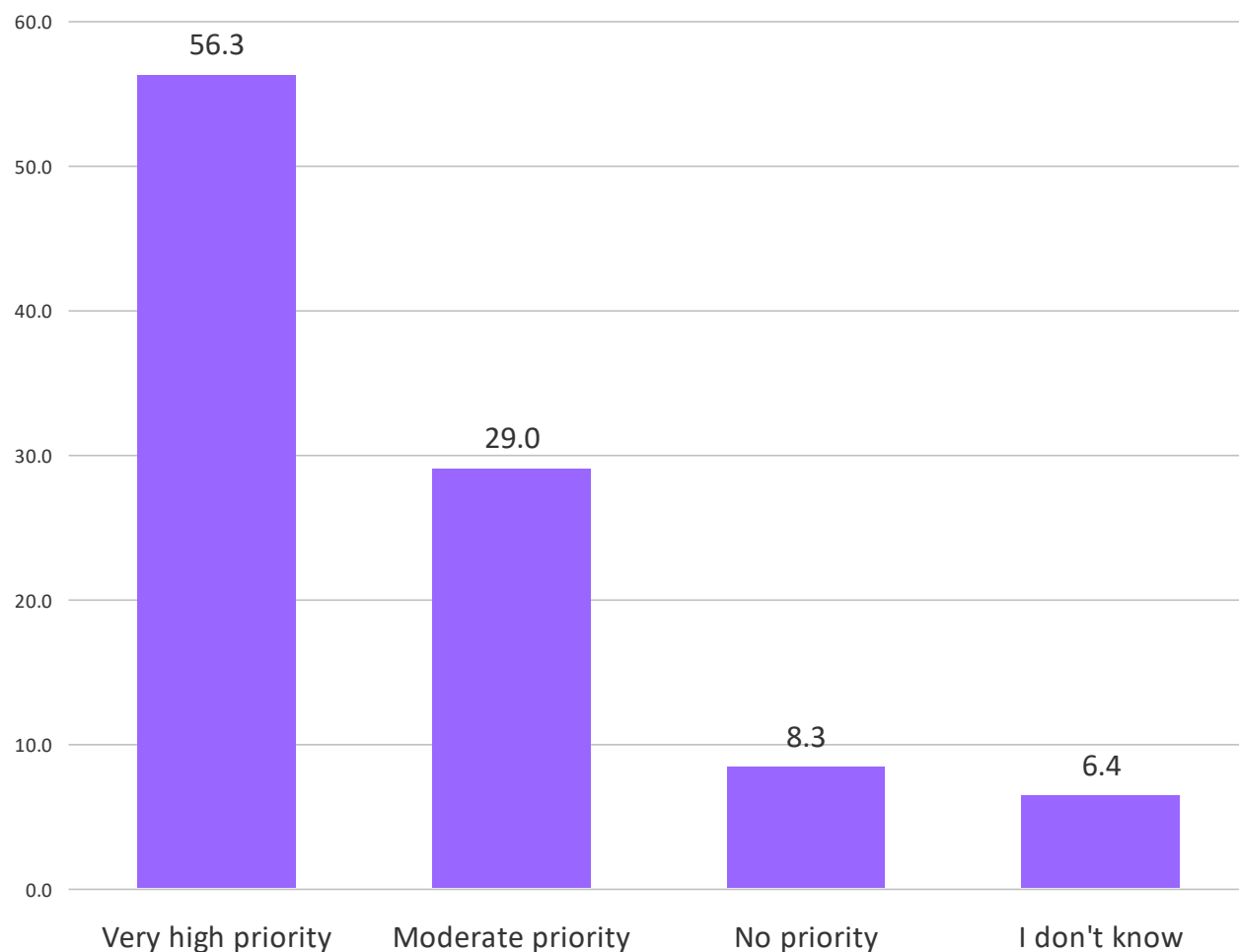


In case of emergency, what priority should Romania give for the entry of refugees from Ukraine?



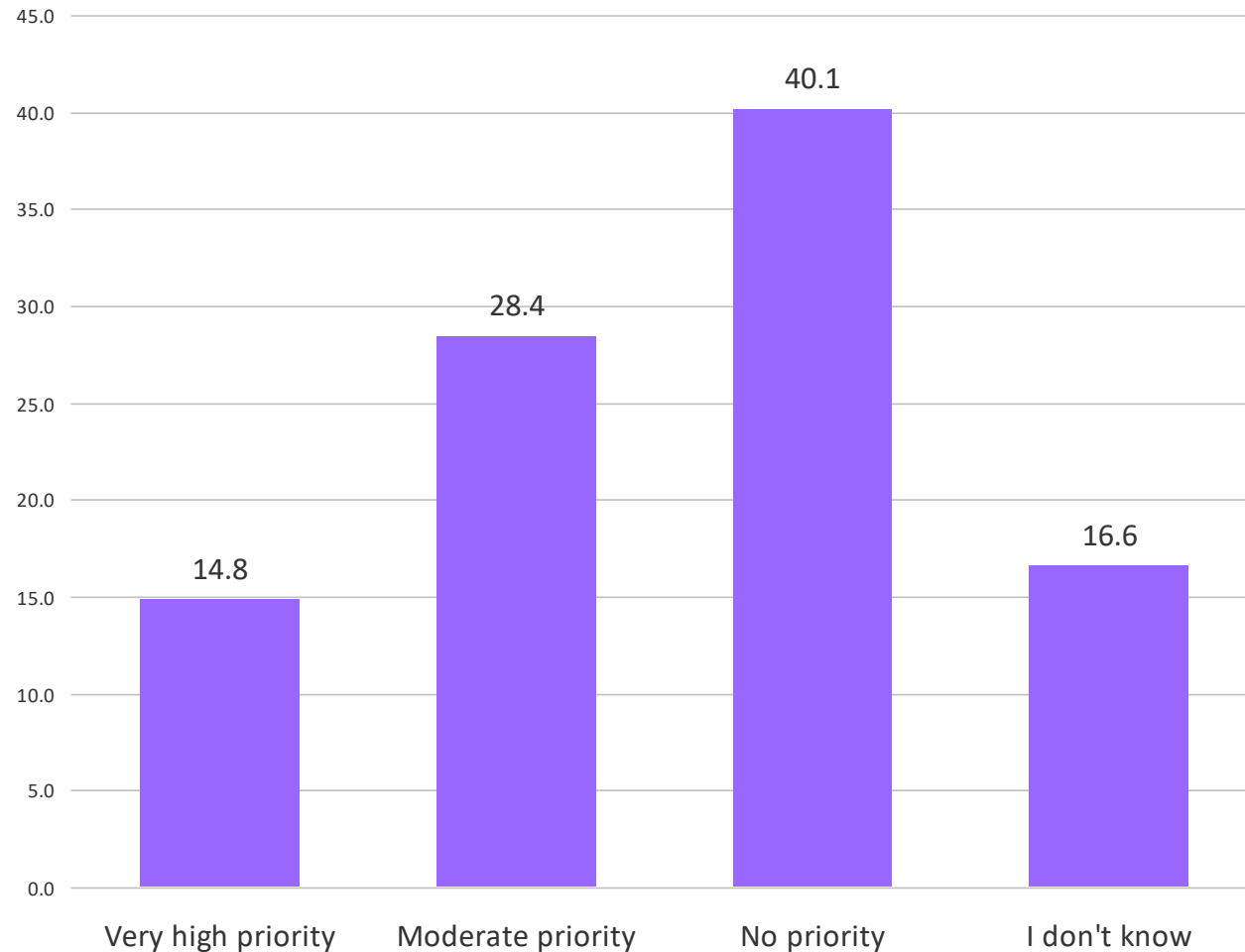
	Very high priority	Moderate priority	No priority	I don't know
Region				
Bucharest-Ilfov	50,0%	34,4%	12,5%	3,1%
Center (AB, BV, CV, HR, MS, SB)	80,7%	17,0%	2,3%	
Northeast (BC, BT, IS, NT, SV, VS)	47,5%	40,7%	5,1%	6,8%
Northwest (BH, BN, CJ, MM, SJ, SM)	55,3%	38,3%		6,4%
Southeast (BR, BZ, CT, GL, TL, VN)	34,0%	28,0%	10,0%	28,0%
South-Muntenia (AG, CL, DB, GR, IL, PH, TR)	39,8%	50,6%	7,6%	2,0%
Southwest-Oltenia (DJ, GJ, MH, OT, VL)	45,5%	20,2%	34,3%	
West (AR, CS, HD, TM)	45,6%	45,6%		8,8%
Residence				
Cities over 200,000 inhabitants	65,8%	26,6%	6,3%	1,3%
Cities with 100,000-200,000 inhabitants	45,7%	51,9%		2,5%
Cities with 30,000-100,000 inhabitants	63,2%	21,1%	14,0%	1,8%
Towns with less than 30,000 inhabitants	40,5%	42,5%	3,2%	13,8%
Rural commune or village	44,8%	37,8%	13,2%	4,2%
Sex				
Males	47,2%	43,2%	7,6%	2,0%
Females	46,5%	35,5%	9,5%	8,5%
Age Group				
18-29 years	63,7%	31,6%	3,2%	1,6%
30-39 years	48,4%	41,9%	3,2%	6,5%
40-49 years	46,1%	37,6%	12,8%	3,5%
50-59 years	43,5%	34,1%	7,1%	15,3%
60-69 years	44,4%	41,2%	7,5%	7,0%
Over 70 years	35,3%	41,9%	14,9%	7,9%
Education				
Elementary and middle school, vocational school	40,9%	43,9%	9,2%	6,0%
High school and post-secondary school	47,6%	36,2%	10,2%	6,1%
Higher education (bachelor, master, doctorate)	63,3%	27,5%	2,5%	6,7%
Occupation				
State employee	52,8%	30,2%	9,8%	7,2%
Private employee	63,0%	31,5%	5,4%	
Farmer, agricultor	80,0%	12,0%	8,0%	
Business owner, entrepreneur	57,1%	42,9%		
Retired	28,8%	52,0%	11,6%	7,6%
Housekeeper, unemployed, without occupation	36,5%	32,7%	13,5%	17,3%
High school student, university student	66,7%	30,2%	1,6%	1,6%
Comparison to the October 2021 poll				
October 2021	15,0%	42,6%	28,9%	13,5%
March 2022	46,8%	37,9%	9,4%	5,9%

In case of emergency, what priority should Romania give for the entry of refugees from Moldova?



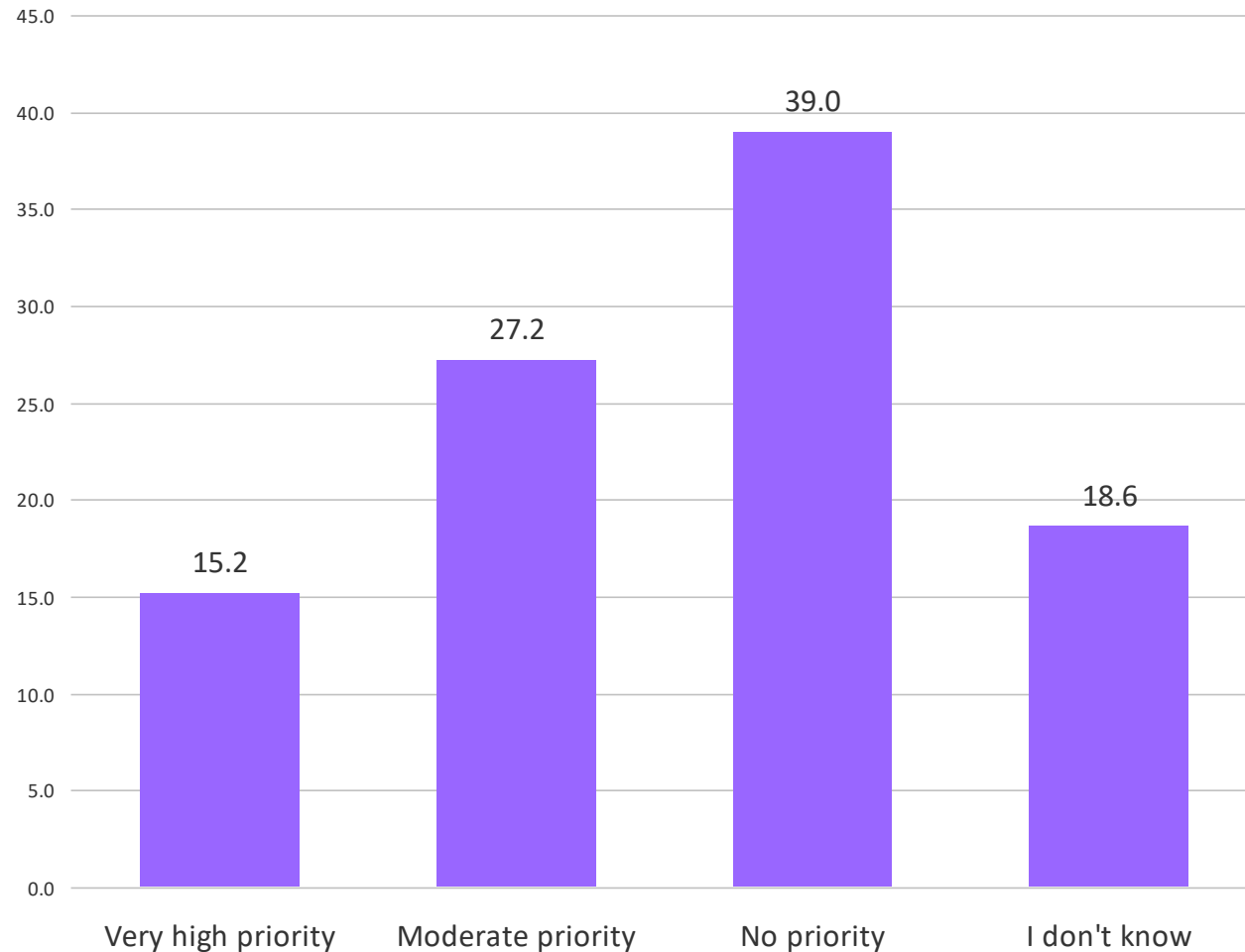
Region	Very high priority	Moderate priority	No priority	I don't know
Bucharest-Ilfov	64,5%	22,6%	9,7%	3,2%
Center (AB, BV, CV, HR, MS, SB)	46,1%	49,4%	4,5%	
Northeast (BC, BT, IS, NT, SV, VS)	61,0%	27,1%	3,4%	8,5%
Northwest (BH, BN, CJ, MM, SJ, SM)	80,9%	12,8%		6,4%
Southeast (BR, BZ, CT, GL, TL, VN)	43,4%	21,2%	9,1%	26,3%
South-Muntenia (AG, CL, DB, GR, IL, PH, TR)	53,1%	37,3%	7,0%	2,6%
Southwest-Oltenia (DJ, GJ, MH, OT, VL)	59,6%	9,1%	28,3%	3,0%
West (AR, CS, HD, TM)	70,7%	20,7%		8,6%
Residence				
Cities over 200,000 inhabitants	75,6%	16,7%	6,4%	1,3%
Cities with 100,000-200,000 inhabitants	63,0%	28,4%	3,7%	4,9%
Cities with 30,000-100,000 inhabitants	67,2%	15,5%	15,5%	1,7%
Towns with less than 30,000 inhabitants	50,6%	35,2%	,4%	13,8%
Rural commune or village	55,0%	28,5%	11,9%	4,7%
Sex				
Males	69,9%	22,3%	5,9%	2,0%
Females	49,4%	32,3%	9,0%	9,3%
Age Group				
18-29 years	66,7%	28,0%	3,7%	1,6%
30-39 years	58,7%	31,5%	2,2%	7,6%
40-49 years	48,6%	38,0%	7,7%	5,6%
50-59 years	54,1%	25,9%	2,4%	17,6%
60-69 years	73,1%	12,9%	8,1%	5,9%
Over 70 years	42,7%	34,4%	14,9%	7,9%
Education				
Elementary and middle school, vocational school	50,7%	34,6%	8,2%	6,5%
High school and post-secondary school	57,5%	27,4%	8,5%	6,6%
Higher education (bachelor, master, doctorate)	77,5%	11,7%	4,2%	6,7%
Occupation				
State employee	53,2%	33,2%	5,3%	8,3%
Private employee	80,4%	14,1%	4,3%	1,1%
Farmer, agricultor	88,0%	4,0%	8,0%	
Business owner, entrepreneur	67,9%	32,1%		
Retired	49,3%	31,3%	11,9%	7,5%
Housekeeper, unemployed, without occupation	37,3%	29,4%	15,7%	17,6%
High school student, university student	70,6%	24,6%	3,2%	1,6%
Comparație cu sondajul din October 2021				
October 2021 (refugiaților din Transnistria)	15,6%	42,0%	27,4%	15,0%
March 2022 (refugiaților din Moldova)	56,3%	29,0%	8,3%	6,4%

In case of emergency, what priority should Romania give for the entry of refugees from Syria and Iraq?



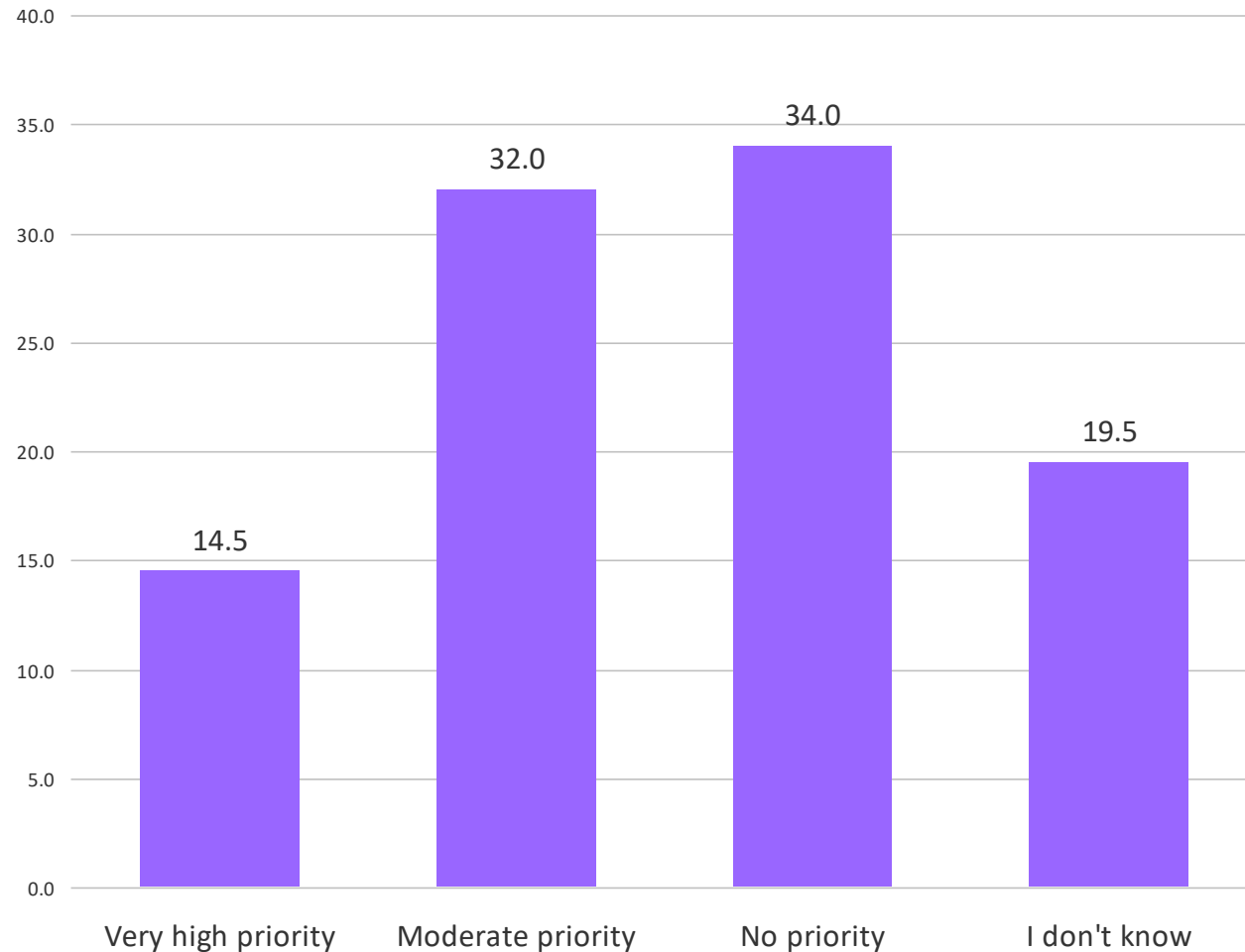
	Very high priority	Moderate priority	No priority	I don't know
Region				
Bucharest-Ilfov	21,9%	34,4%	37,5%	6,3%
Center (AB, BV, CV, HR, MS, SB)	16,9%	13,5%	68,5%	1,1%
Northeast (BC, BT, IS, NT, SV, VS)	10,9%	40,3%	20,2%	28,6%
Northwest (BH, BN, CJ, MM, SJ, SM)	18,9%	22,1%	46,3%	12,6%
Sourtheast (BR, BZ, CT, GL, TL, VN)	19,0%	22,0%	25,0%	34,0%
South-Muntenia (AG, CL, DB, GR, IL, PH, TR)	12,0%	29,4%	42,6%	16,0%
Southwest-Oltenia (DJ, GJ, MH, OT, VL)	17,0%	34,0%	41,0%	8,0%
West (AR, CS, HD, TM)	5,3%	63,2%	3,5%	28,1%
Residence				
Cities over 200,000 inhabitants	29,5%	42,3%	24,4%	3,8%
Cities with 100,000-200,000 inhabitants	18,5%	49,4%	13,6%	18,5%
Cities with 30,000-100,000 inhabitants	19,3%	36,8%	38,6%	5,3%
Towns with less than 30,000 inhabitants	11,0%	16,7%	38,6%	33,7%
Rural commune or village	12,3%	31,8%	43,7%	12,1%
Sex				
Males	15,0%	36,4%	36,4%	12,1%
Females	13,8%	26,9%	38,8%	20,5%
Age Group				
18-29 years	28,6%	39,2%	23,8%	8,5%
30-39 years	14,0%	29,0%	35,5%	21,5%
40-49 years	7,8%	29,8%	45,4%	17,0%
50-59 years	17,9%	33,3%	14,3%	34,5%
60-69 years	12,4%	30,6%	40,3%	16,7%
Over 70 years	7,0%	23,6%	52,1%	17,4%
Education				
Elementary and middle school, vocational school	10,7%	26,9%	43,9%	18,5%
High school and post-secondary school	18,0%	29,4%	36,2%	16,5%
Higher education (bachelor, master, doctorate)	12,6%	47,1%	24,4%	16,0%
Occupation				
State employee	10,6%	34,7%	31,7%	23,0%
Private employee	25,3%	38,5%	30,8%	5,5%
Farmer, agricultor	4,2%	12,5%	83,3%	
Business owner, entrepreneur	14,3%	53,6%	32,1%	
Retired	9,0%	21,7%	49,4%	19,9%
Housekeeper, unemployed, without occupation	7,7%	28,8%	34,6%	28,8%
High school student, university student	32,3%	39,4%	18,9%	9,4%
Comparison to the October 2021 poll				
October 2021	17,1%	33,6%	35,4%	14,0%
March 2022	14,8%	28,4%	40,1%	16,6%

In case of emergency, what priority should Romania give for the entry of refugees from Afghanistan?



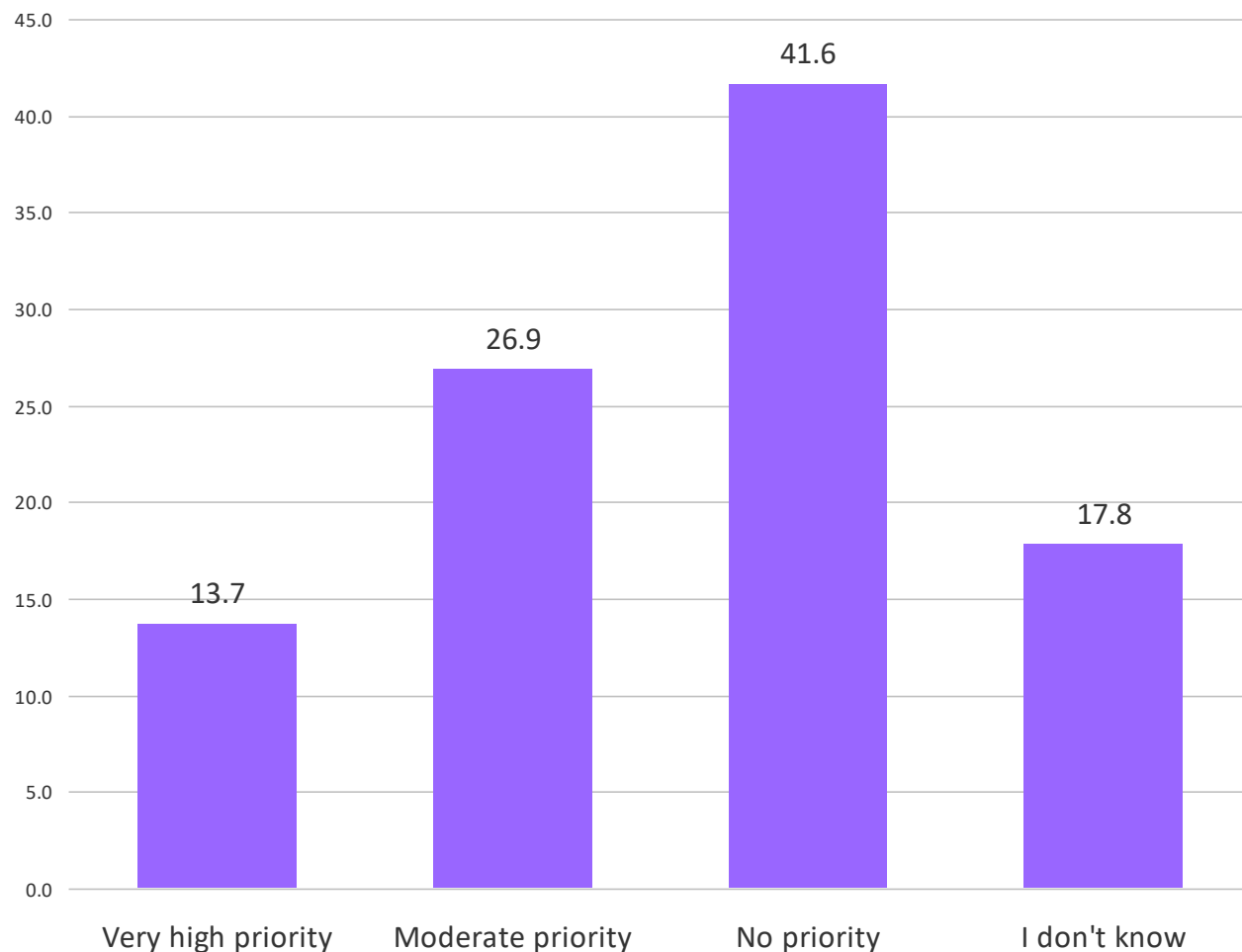
	Very high priority	Moderate priority	No priority	I don't know
Region				
Bucharest-Ilfov	21,9%	31,3%	34,4%	12,5%
Center (AB, BV, CV, HR, MS, SB)	17,0%	15,9%	63,6%	3,4%
Northeast (BC, BT, IS, NT, SV, VS)	9,3%	39,0%	24,6%	27,1%
Northwest (BH, BN, CJ, MM, SJ, SM)	19,1%	20,2%	54,3%	6,4%
Southeast (BR, BZ, CT, GL, TL, VN)	19,0%	21,0%	25,0%	35,0%
South-Muntenia (AG, CL, DB, GR, IL, PH, TR)	13,4%	28,2%	36,6%	21,8%
Southwest-Oltenia (DJ, GJ, MH, OT, VL)	17,2%	31,3%	43,4%	8,1%
West (AR, CS, HD, TM)	5,2%	50,0%	15,5%	29,3%
Residence				
Cities over 200,000 inhabitants	28,2%	41,0%	23,1%	7,7%
Cities with 100,000-200,000 inhabitants	16,3%	33,8%	31,3%	18,8%
Cities with 30,000-100,000 inhabitants	19,3%	36,8%	38,6%	5,3%
Towns with less than 30,000 inhabitants	11,0%	17,5%	29,7%	41,9%
Rural commune or village	13,4%	30,4%	45,0%	11,3%
Sex				
Males	14,6%	35,5%	38,6%	11,3%
Females	14,4%	24,4%	37,0%	24,2%
Age Group				
18-29 years	27,5%	39,2%	26,5%	6,9%
30-39 years	14,1%	23,9%	42,4%	19,6%
40-49 years	9,3%	20,7%	52,1%	17,9%
50-59 years	14,5%	37,3%	13,3%	34,9%
60-69 years	12,3%	31,6%	38,5%	17,6%
Over 70 years	9,1%	21,2%	43,6%	26,1%
Education				
Elementary and middle school, vocational school	10,2%	23,6%	43,8%	22,4%
High school and post-secondary school	19,2%	27,4%	35,9%	17,5%
Higher education (bachelor, master, doctorate)	13,2%	48,8%	22,3%	15,7%
Occupation				
State employee	10,9%	30,8%	35,0%	23,3%
Private employee	26,1%	38,0%	29,3%	6,5%
Farmer, agricultor	4,0%	16,0%	80,0%	
Business owner, entrepreneur	14,3%	25,0%	60,7%	
Retired	9,9%	21,5%	42,7%	25,9%
Housekeeper, unemployed, without occupation	7,7%	28,8%	34,6%	28,8%
High school student, university student	30,7%	40,2%	22,8%	6,3%
Comparison to the October 2021 poll				
October 2021	18,6%	33,8%	33,1%	14,5%
March 2022	15,2%	27,2%	39,0%	18,6%

In case of emergency, what priority should Romania give for the entry of refugees Caucasus (e.g. Armenia, Georgia, etc)?



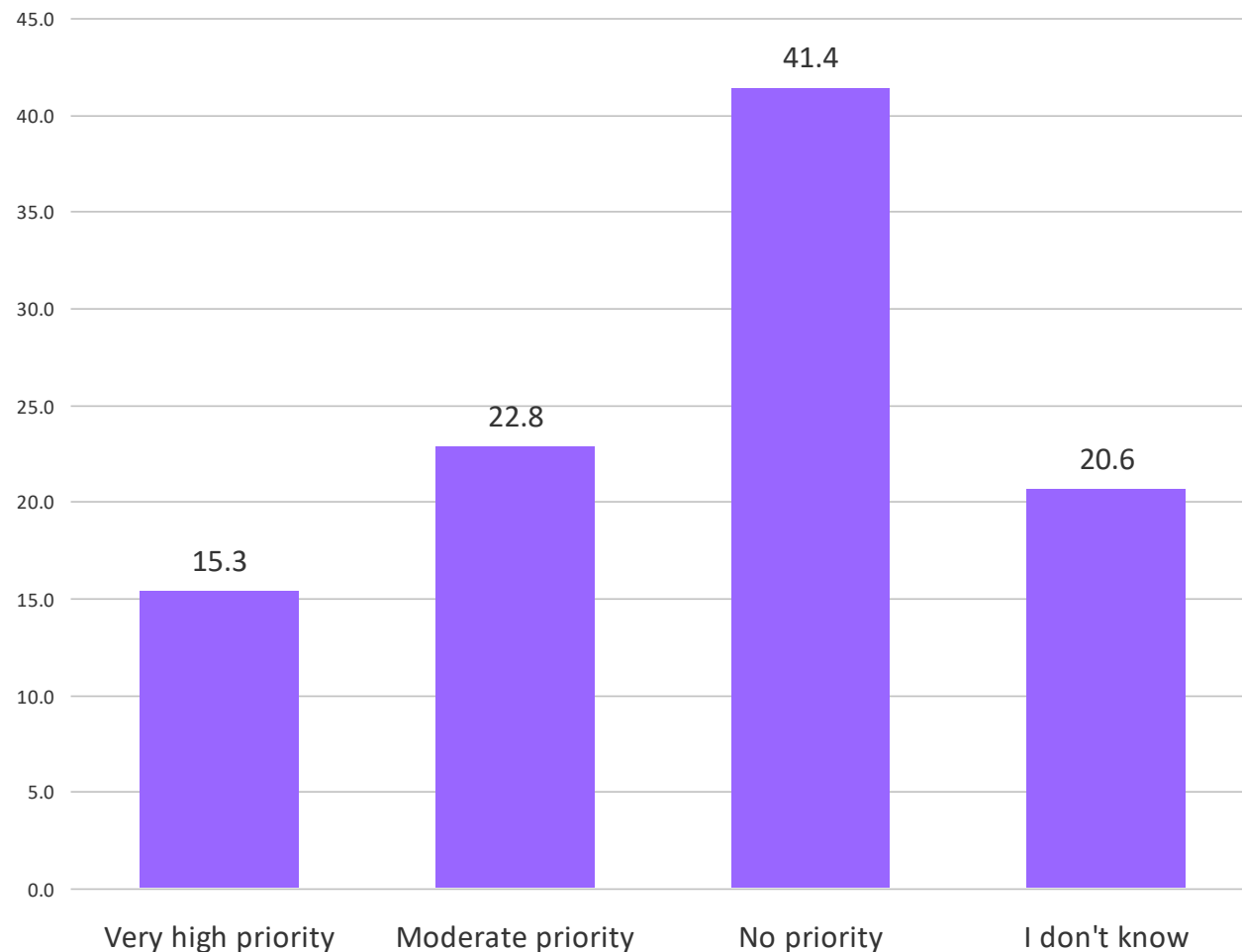
	Very high priority	Moderate priority	No priority	I don't know
Region				
Bucharest-Ilfov	25,0%	31,3%	34,4%	9,4%
Center (AB, BV, CV, HR, MS, SB)	18,0%	21,3%	56,2%	4,5%
Northeast (BC, BT, IS, NT, SV, VS)	10,9%	38,7%	19,3%	31,1%
Northwest (BH, BN, CJ, MM, SJ, SM)	15,8%	43,2%	28,4%	12,6%
Southeast (BR, BZ, CT, GL, TL, VN)	19,2%	21,2%	25,3%	34,3%
South-Muntenia (AG, CL, DB, GR, IL, PH, TR)	12,2%	33,7%	32,6%	21,5%
Southwest-Oltenia (DJ, GJ, MH, OT, VL)	14,1%	26,3%	51,5%	8,1%
West (AR, CS, HD, TM)	5,3%	70,2%	1,8%	22,8%
Residence				
Cities over 200,000 inhabitants	30,8%	43,6%	20,5%	5,1%
Cities with 100,000-200,000 inhabitants	16,0%	50,6%	18,5%	14,8%
Cities with 30,000-100,000 inhabitants	15,8%	35,1%	38,6%	10,5%
Towns with less than 30,000 inhabitants	11,0%	17,9%	29,7%	41,5%
Rural commune or village	12,1%	38,4%	36,5%	13,0%
Sex				
Males	14,6%	43,9%	29,9%	11,5%
Females	13,4%	28,3%	33,4%	24,8%
Age Group				
18-29 years	26,5%	34,4%	28,0%	11,1%
30-39 years	15,1%	28,0%	32,3%	24,7%
40-49 years	7,8%	31,2%	42,6%	18,4%
50-59 years	19,0%	40,5%	10,7%	29,8%
60-69 years	12,4%	40,3%	30,6%	16,7%
Over 70 years	7,0%	31,8%	37,2%	24,0%
Education				
Elementary and middle school, vocational school	10,2%	28,9%	36,8%	24,1%
High school and post-secondary school	17,7%	33,9%	31,0%	17,4%
Higher education (bachelor, master, doctorate)	14,3%	53,8%	19,3%	12,6%
Occupation				
State employee	11,3%	31,7%	33,6%	23,4%
Private employee	25,0%	37,0%	31,5%	6,5%
Farmer, agricultor	4,0%	84,0%	12,0%	
Business owner, entrepreneur	17,9%	53,6%	28,6%	
Retired	9,0%	30,4%	35,9%	24,6%
Housekeeper, unemployed, without occupation	7,7%	30,8%	34,6%	26,9%
High school student, university student	28,3%	35,4%	22,0%	14,2%
Comparison to the October 2021 poll				
October 2021	11,9%	43,9%	28,0%	16,2%
March 2022	14,5%	32,0%	34,0%	19,5%

In case of emergency, what priority should Romania give for the entry of refugees North Africa (e.g. Morocco, Lybia, etc)?



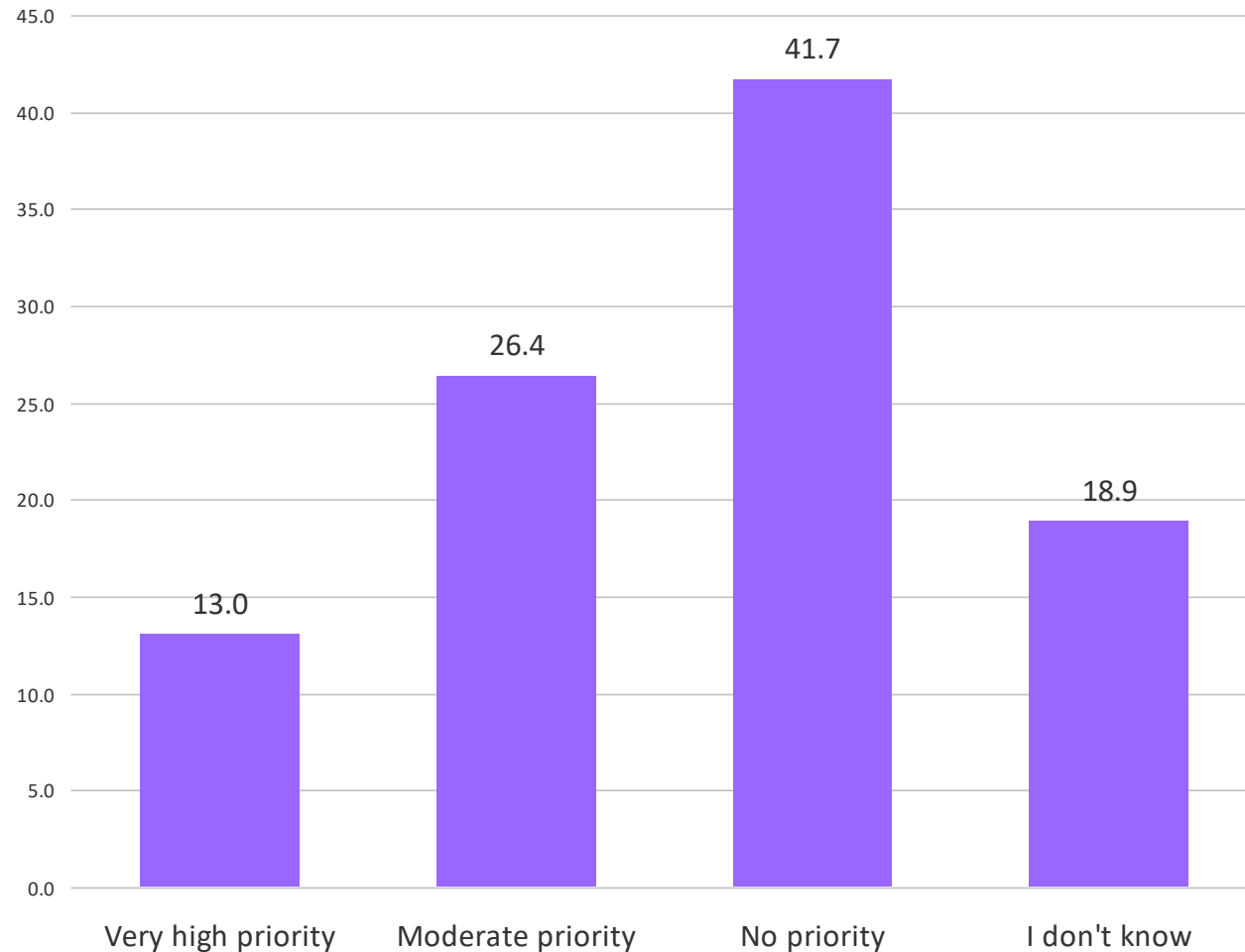
	Very high priority	Moderate priority	No priority	I don't know
Region				
Bucharest-Ilfov	22,6%	32,3%	35,5%	9,7%
Center (AB, BV, CV, HR, MS, SB)	14,8%	22,7%	56,8%	5,7%
Northeast (BC, BT, IS, NT, SV, VS)	10,1%	38,7%	20,2%	31,1%
Northwest (BH, BN, CJ, MM, SJ, SM)	14,7%	18,9%	53,7%	12,6%
Southeast (BR, BZ, CT, GL, TL, VN)	18,8%	21,8%	24,8%	34,7%
South-Muntenia (AG, CL, DB, GR, IL, PH, TR)	12,2%	27,4%	44,0%	16,3%
Southwest-Oltenia (DJ, GJ, MH, OT, VL)	13,3%	26,5%	52,0%	8,2%
West (AR, CS, HD, TM)	8,5%	47,5%	15,3%	28,8%
Residence				
Cities over 200,000 inhabitants	27,3%	44,2%	20,8%	7,8%
Cities with 100,000-200,000 inhabitants	16,0%	45,7%	19,8%	18,5%
Cities with 30,000-100,000 inhabitants	13,8%	29,3%	44,8%	12,1%
Towns with less than 30,000 inhabitants	10,9%	14,6%	40,1%	34,4%
Rural commune or village	11,9%	29,7%	45,8%	12,7%
Sex				
Males	15,0%	33,9%	38,4%	12,7%
Females	12,4%	24,7%	40,8%	22,1%
Age Group				
18-29 years	25,5%	34,6%	28,7%	11,2%
30-39 years	14,1%	28,3%	32,6%	25,0%
40-49 years	5,7%	33,3%	41,8%	19,1%
50-59 years	14,3%	40,5%	14,3%	31,0%
60-69 years	13,4%	23,5%	45,5%	17,6%
Over 70 years	7,5%	19,5%	55,2%	17,8%
Education				
Elementary and middle school, vocational school	9,5%	24,6%	46,5%	19,4%
High school and post-secondary school	16,5%	28,6%	36,9%	18,0%
Higher education (bachelor, master, doctorate)	15,1%	38,7%	28,6%	17,6%
Occupation				
State employee	10,2%	30,6%	34,7%	24,5%
Private employee	26,1%	35,9%	31,5%	6,5%
Farmer, agricultor	4,0%	16,0%	80,0%	
Business owner, entrepreneur	14,3%	53,6%	32,1%	
Retired	8,7%	20,3%	50,6%	20,3%
Housekeeper, unemployed, without occupation	7,5%	30,2%	34,0%	28,3%
High school student, university student	26,8%	35,4%	24,4%	13,4%
Comparison to the October 2021 poll				
October 2021	12,2%	38,5%	35,4%	14,0%
March 2022	13,7%	26,9%	41,6%	17,8%

In case of emergency, what priority should Romania give for the entry of refugees from Sub-Saharan Africa (e.g. Liberia, Somalia, Sudan, etc.)?



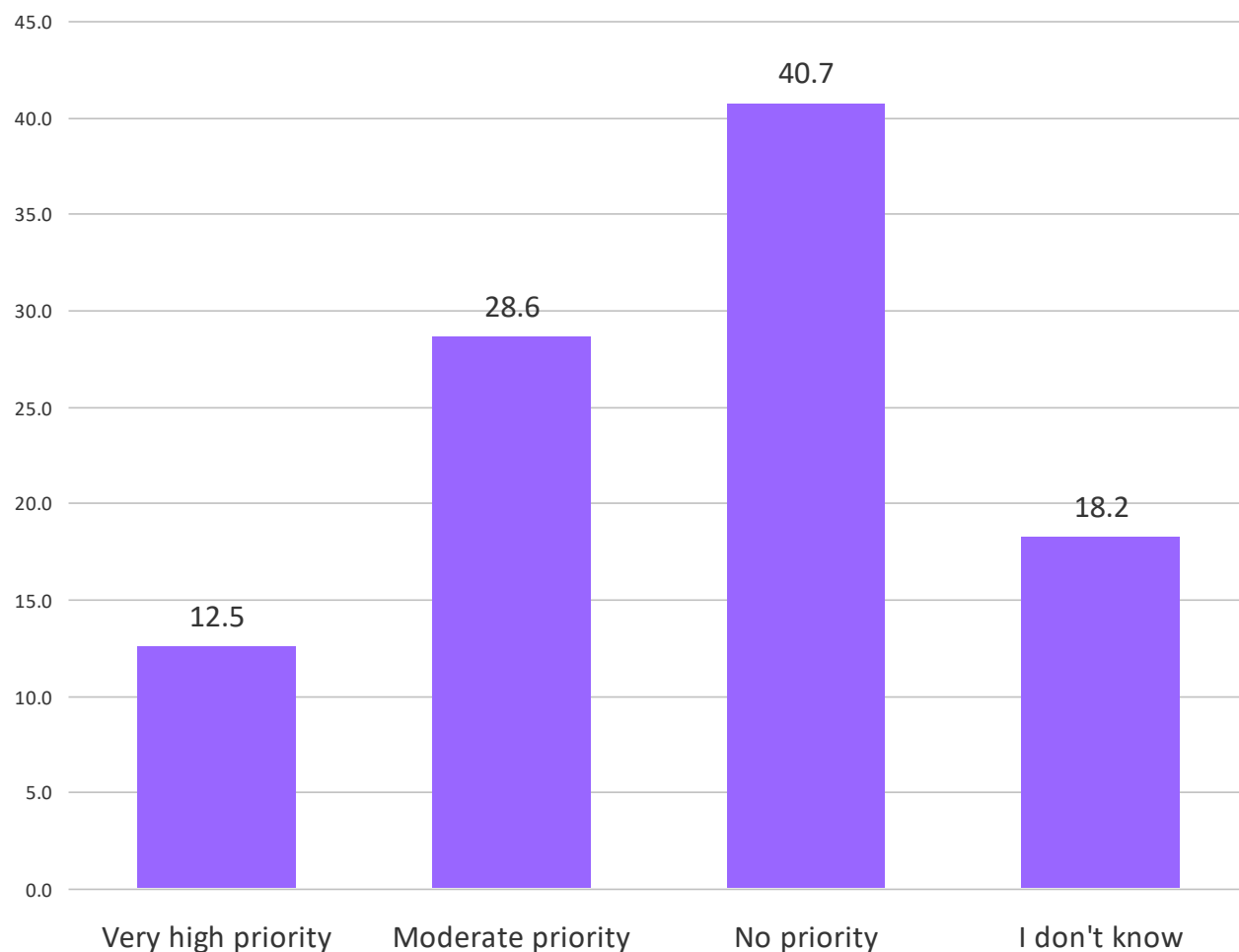
	Very high priority	Moderate priority	No priority	I don't know
Region				
Bucharest-Ilfov	25,0%	34,4%	28,1%	12,5%
Center (AB, BV, CV, HR, MS, SB)	14,8%	12,5%	63,6%	9,1%
Northeast (BC, BT, IS, NT, SV, VS)	11,0%	35,6%	26,3%	27,1%
Northwest (BH, BN, CJ, MM, SJ, SM)	14,7%	18,9%	53,7%	12,6%
Southeast (BR, BZ, CT, GL, TL, VN)	18,0%	19,0%	26,0%	37,0%
South-Muntenia (AG, CL, DB, GR, IL, PH, TR)	16,6%	22,1%	39,5%	21,8%
Southwest-Oltenia (DJ, GJ, MH, OT, VL)	11,1%	24,2%	52,5%	12,1%
West (AR, CS, HD, TM)	8,5%	47,5%	15,3%	28,8%
Residence				
Cities over 200,000 inhabitants	27,3%	41,6%	23,4%	7,8%
Cities with 100,000-200,000 inhabitants	16,0%	42,0%	22,2%	19,8%
Cities with 30,000-100,000 inhabitants	12,3%	26,3%	47,4%	14,0%
Towns with less than 30,000 inhabitants	10,9%	13,7%	32,7%	42,7%
Rural commune or village	14,9%	23,8%	48,2%	13,2%
Sex				
Males	13,5%	33,8%	39,2%	13,5%
Females	15,7%	18,7%	39,9%	25,7%
Age Group				
18-29 years	23,9%	36,2%	28,7%	11,2%
30-39 years	14,1%	23,9%	38,0%	23,9%
40-49 years	5,7%	27,7%	47,5%	19,1%
50-59 years	16,7%	31,0%	17,9%	34,5%
60-69 years	13,4%	22,5%	45,5%	18,7%
Over 70 years	14,0%	12,8%	47,1%	26,0%
Education				
Elementary and middle school, vocational school	14,2%	19,9%	42,8%	23,1%
High school and post-secondary school	16,0%	24,5%	39,2%	20,3%
Higher education (bachelor, master, doctorate)	13,3%	38,3%	30,8%	17,5%
Occupation				
State employee	9,8%	24,2%	40,5%	25,4%
Private employee	24,7%	40,9%	28,0%	6,5%
Farmer, agricultor	4,2%	12,5%	83,3%	
Business owner, entrepreneur	14,8%	51,9%	33,3%	
Retired	13,7%	14,2%	45,3%	26,7%
Housekeeper, unemployed, without occupation	7,7%	26,9%	38,5%	26,9%
High school student, university student	26,0%	34,6%	25,2%	14,2%
Comparison to the October 2021 poll				
October 2021	10,9%	36,9%	36,9%	15,3%
March 2022	15,3%	22,8%	41,4%	20,6%

In case of emergency, what priority should Romania give for the entry of refugees from Haiti or other Central American countries?



Region	Very high priority	Moderate priority	No priority	I don't know
Bucharest-Ilfov	31,3%	31,3%	25,0%	12,5%
Center (AB, BV, CV, HR, MS, SB)	13,5%	21,3%	58,4%	6,7%
Northeast (BC, BT, IS, NT, SV, VS)	10,1%	39,5%	17,6%	32,8%
Northwest (BH, BN, CJ, MM, SJ, SM)	7,4%	25,5%	54,3%	12,8%
Sourtheast (BR, BZ, CT, GL, TL, VN)	18,2%	20,2%	24,2%	37,4%
South-Muntenia (AG, CL, DB, GR, IL, PH, TR)	12,5%	26,2%	45,3%	16,0%
Southwest-Oltenia (DJ, GJ, MH, OT, VL)	12,0%	23,0%	53,0%	12,0%
West (AR, CS, HD, TM)	8,6%	51,7%	27,6%	12,1%
Residence				
Cities over 200,000 inhabitants	25,6%	41,0%	24,4%	9,0%
Cities with 100,000-200,000 inhabitants	15,0%	48,8%	21,3%	15,0%
Cities with 30,000-100,000 inhabitants	13,8%	24,1%	48,3%	13,8%
Towns with less than 30,000 inhabitants	8,2%	14,7%	43,7%	33,5%
Rural commune or village	12,5%	29,7%	44,3%	13,6%
Sex				
Males	13,0%	36,4%	37,9%	12,7%
Females	12,6%	22,9%	42,4%	22,1%
Age Group				
18-29 years	22,8%	38,6%	27,5%	11,1%
30-39 years	14,3%	34,1%	26,4%	25,3%
40-49 years	5,7%	30,7%	44,3%	19,3%
50-59 years	17,6%	28,2%	17,6%	36,5%
60-69 years	12,4%	21,0%	47,3%	19,4%
Over 70 years	7,0%	21,1%	57,9%	14,0%
Education				
Elementary and middle school, vocational school	10,7%	25,1%	44,8%	19,4%
High school and post-secondary school	14,1%	27,7%	38,0%	20,2%
Higher education (bachelor, master, doctorate)	14,2%	39,2%	37,5%	9,2%
Occupation				
State employee	10,2%	28,6%	35,0%	26,3%
Private employee	28,0%	35,5%	30,1%	6,5%
Farmer, agricultor	4,2%	8,3%	87,5%	
Business owner, entrepreneur	10,7%	53,6%	32,1%	3,6%
Retired	8,7%	19,2%	53,5%	18,6%
Housekeeper, unemployed, without occupation	7,7%	38,5%	26,9%	26,9%
High school student, university student	22,0%	39,4%	25,2%	13,4%
Comparison to the October 2021 poll				
October 2021	11,1%	35,6%	37,6%	15,7%
March 2022	13,0%	26,4%	41,7%	18,9%

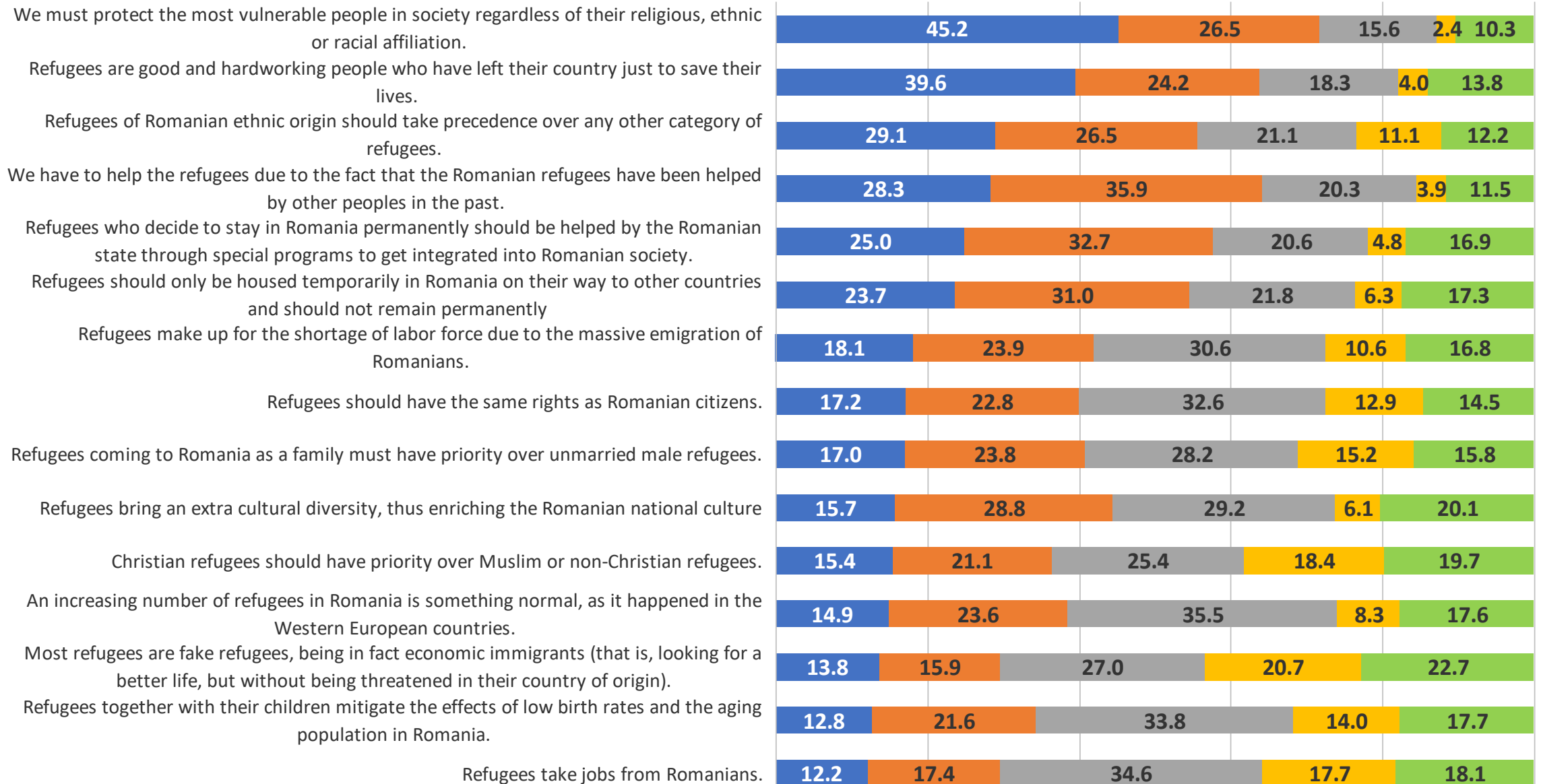
In case of emergency, what priority should Romania give for the entry of refugees from South America?



	Very high priority	Moderate priority	No priority	I don't know
Region				
Bucharest-Ilfov	22,6%	29,0%	38,7%	9,7%
Center (AB, BV, CV, HR, MS, SB)	13,6%	20,5%	59,1%	6,8%
Northeast (BC, BT, IS, NT, SV, VS)	7,7%	45,3%	17,1%	29,9%
Northwest (BH, BN, CJ, MM, SJ, SM)	7,4%	33,7%	46,3%	12,6%
Southeast (BR, BZ, CT, GL, TL, VN)	20,0%	18,0%	24,0%	38,0%
South-Muntenia (AG, CL, DB, GR, IL, PH, TR)	12,0%	27,1%	45,2%	15,7%
Southwest-Oltenia (DJ, GJ, MH, OT, VL)	12,0%	27,0%	49,0%	12,0%
West (AR, CS, HD, TM)	8,6%	51,7%	17,2%	22,4%
Residence				
Cities over 200,000 inhabitants	25,6%	42,3%	23,1%	9,0%
Cities with 100,000-200,000 inhabitants	12,3%	59,3%	13,6%	14,8%
Cities with 30,000-100,000 inhabitants	14,3%	23,2%	48,2%	14,3%
Towns with less than 30,000 inhabitants	8,2%	16,7%	40,4%	34,7%
Rural commune or village	11,7%	30,7%	44,7%	12,9%
Sex				
Males	12,1%	38,7%	36,7%	12,4%
Females	12,7%	24,8%	40,4%	22,1%
Age Group				
18-29 years	20,7%	45,7%	23,4%	10,1%
30-39 years	14,1%	32,6%	28,3%	25,0%
40-49 years	6,4%	31,2%	44,0%	18,4%
50-59 years	14,3%	33,3%	19,0%	33,3%
60-69 years	12,4%	22,6%	45,7%	19,4%
Over 70 years	7,1%	21,2%	55,6%	16,2%
Education				
Elementary and middle school, vocational school	9,7%	27,3%	43,7%	19,4%
High school and post-secondary school	14,3%	29,5%	37,3%	18,9%
Higher education (bachelor, master, doctorate)	14,0%	41,3%	30,6%	14,0%
Occupation				
State employee	10,6%	28,7%	35,1%	25,7%
Private employee	25,0%	35,9%	34,8%	4,3%
Farmer, agricultor	4,0%	12,0%	84,0%	
Business owner, entrepreneur	10,7%	53,6%	32,1%	3,6%
Retired	8,1%	20,6%	51,0%	20,3%
Housekeeper, unemployed, without occupation	7,7%	40,4%	25,0%	26,9%
High school student, university student	21,3%	48,8%	17,3%	12,6%
Comparison to the October 2021 poll				
October 2021	12,5%	37,2%	36,4%	14,0%
March 2022	12,5%	28,6%	40,7%	18,2%

To what extent do you agree with the following statements?

■ To a very large extent ■ To a large extent ■ To a small extent ■ Not at all ■ I don't know

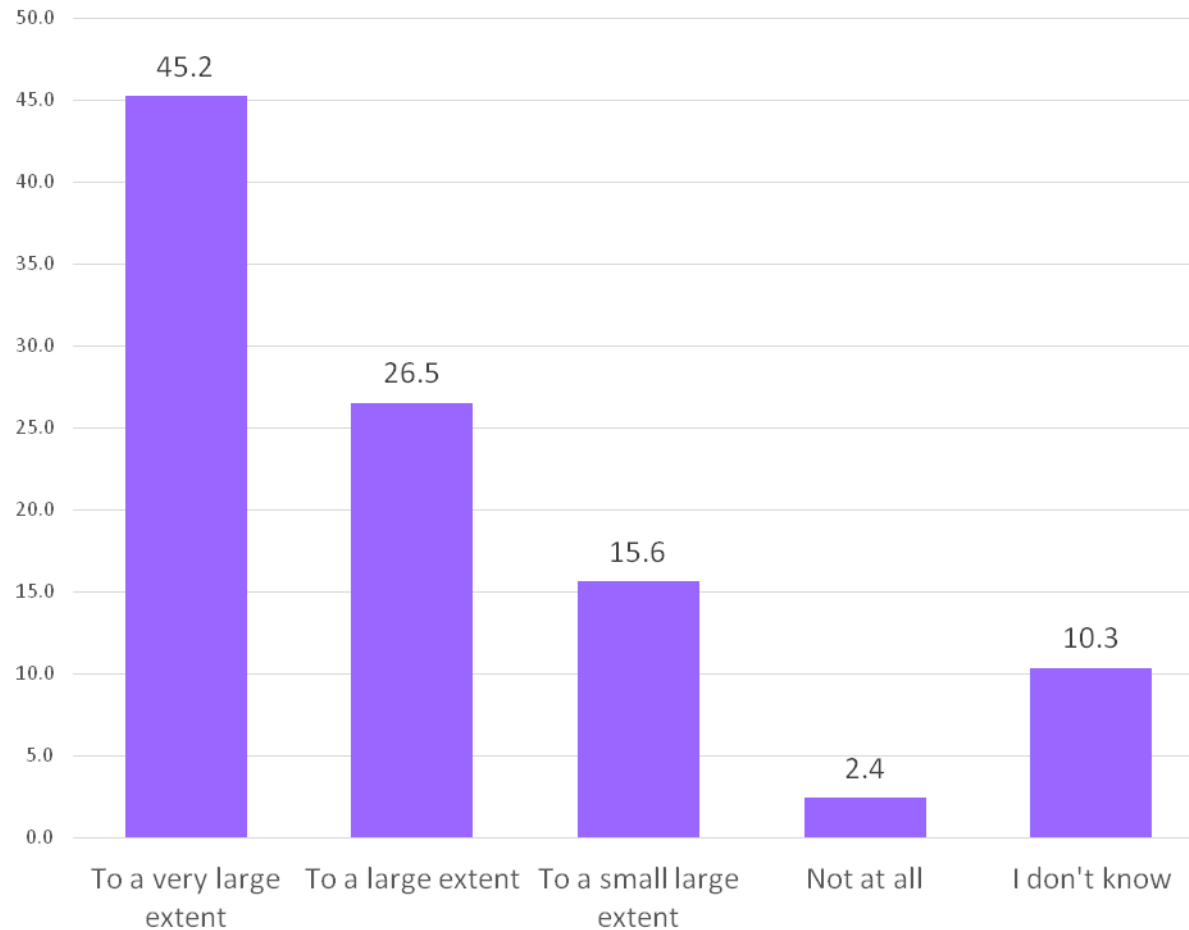


Do you agree with the following statements?

	Period	I agree	I don't agree	I don't know
We must protect the most vulnerable people in society regardless of their religious, ethnic or racial affiliation.	March 2022	71,7	18,0	10,3
	October 2021	74,1	20,7	5,2
Refugees are good and hardworking people who have left their country just to save their lives.	March 2022	63,8	22,3	13,8
	October 2021	55,9	36,7	7,3
Refugees of Romanian ethnic origin should take precedence over any other category of refugees.	March 2022	55,6	32,2	12,2
	October 2021	-	-	-
We have to help the refugees due to the fact that the Romanian refugees have been helped by other peoples in the past.	March 2022	64,2	24,2	11,5
	October 2021	55,4	39,5	5,1
Refugees who decide to stay in Romania permanently should be helped by the Romanian state through special programs to get integrated into Romanian society.	March 2022	57,7	25,4	16,9
	October 2021	60,4	42,7	6,8
Refugees should only be housed temporarily in Romania on their way to other countries and should not remain permanently	March 2022	54,7	28,1	17,3
	October 2021	44,0	47,3	8,7
Refugees make up for the shortage of labor force due to the massive emigration of Romanians.	March 2022	42,0	41,2	16,8
	October 2021	60,3	28,3	11,4
Refugees should have the same rights as Romanian citizens.	March 2022	40,0	45,5	14,5
	October 2021	36,9	55,7	7,4
Refugees coming to Romania as a family must have priority over unmarried male refugees.	March 2022	40,8	43,4	15,8
	October 2021	41,2	52,3	6,5
Refugees bring an extra cultural diversity, thus enriching the Romanian national culture	March 2022	44,5	35,3	20,1
	October 2021	44,1	44,3	11,6
Christian refugees should have priority over Muslim or non-Christian refugees.	March 2022	36,5	43,8	19,7
	October 2021	33,8	56,9	9,3
An increasing number of refugees in Romania is something normal, as it happened in the Western European countries.	March 2022	38,5	43,8	17,6
	October 2021	46,9	41,0	12,1
Most refugees are fake refugees, being in fact economic immigrants (that is, looking for a better life, but without being threatened in their country of origin).	March 2022	29,7	47,7	22,7
	October 2021	36,2	51,0	12,8
Refugees together with their children mitigate the effects of low birth rates and the aging population in Romania.	March 2022	34,4	47,8	17,7
	October 2021	41,2	42,2	16,7
Refugees take jobs from Romanians.	March 2022	29,6	52,3	18,1
	October 2021	30,5	55,6	13,9
Refugees bring diseases and viruses with which Romanians are not accustomed.	March 2022	25,5	51,2	23,3
	October 2021	29,5	55,3	15,1

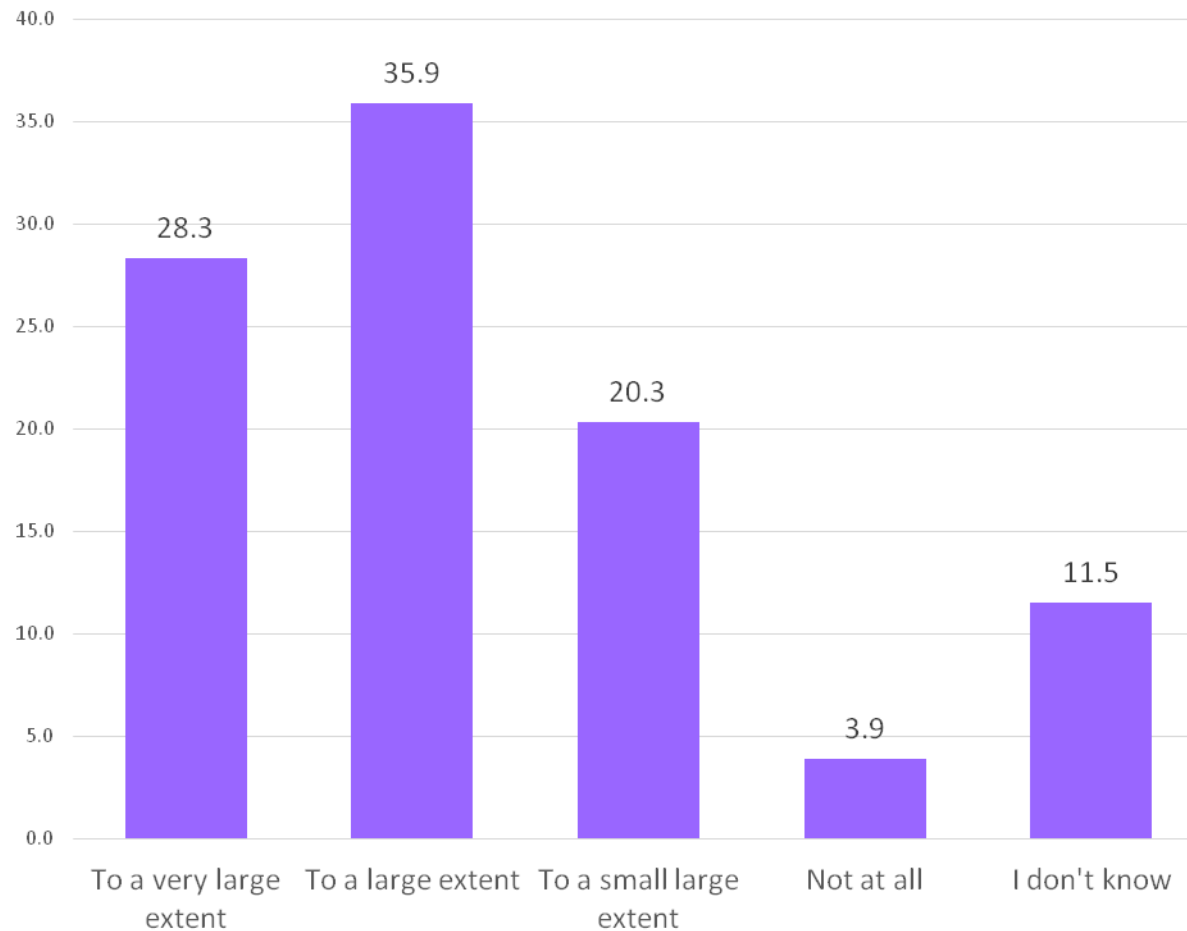
Observations: The answers were cumulated as following: "to a very large extent" + "to a large extent" = "I agree" and "to a small extent" + "not at all" = "I don't agree"

To what extent do you agree that we must protect the most vulnerable people in society regardless of their religious, ethnic or racial affiliation?



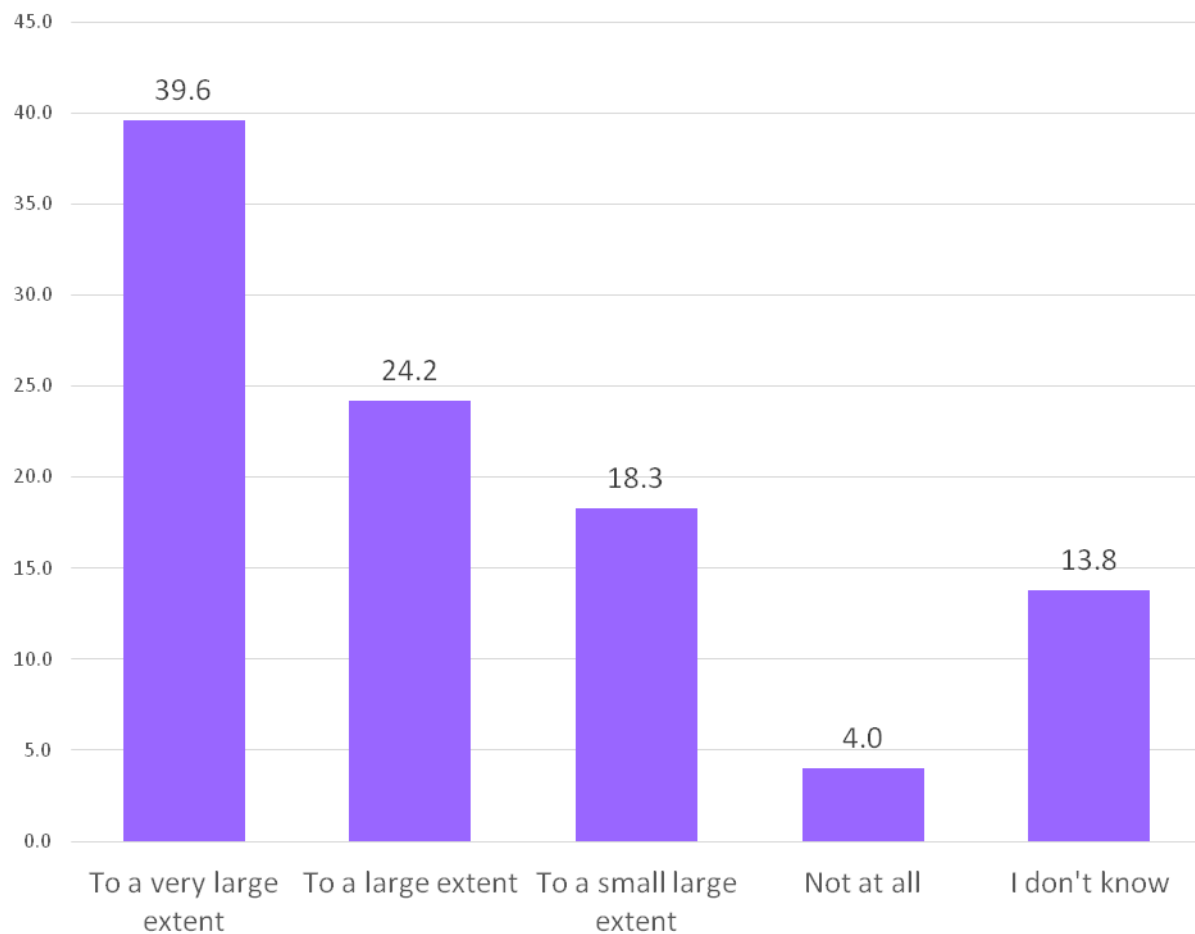
	To a very large extent	To a large extent	To a small extent	Not at all	I don't know
Region					
Bucharest-Ilfov	54,8%	19,4%	25,8%		
Center (AB, BV, CV, HR, MS, SB)	40,4%	22,5%	32,6%		4,5%
Northeast (BC, BT, IS, NT, SV, VS)	37,3%	43,2%	3,4%	,8%	15,3%
Northwest (BH, BN, CJ, MM, SJ, SM)	56,4%	37,2%			6,4%
Southeast (BR, BZ, CT, GL, TL, VN)	40,0%	23,0%	12,0%	1,0%	24,0%
South-Muntenia (AG, CL, DB, GR, IL, PH, TR)	48,2%	21,3%	14,0%	5,3%	11,1%
Southwest-Oltenia (DJ, GJ, MH, OT, VL)	41,4%	22,2%	36,4%		
West (AR, CS, HD, TM)	51,7%	37,9%	1,7%		8,6%
Residence					
Cities over 200,000 inhabitants	67,1%	21,5%	8,9%	1,3%	1,3%
Cities with 100,000-200,000 inhabitants	58,0%	34,6%	7,4%		
Cities with 30,000-100,000 inhabitants	58,6%	29,3%	10,3%	1,7%	
Towns with less than 30,000 inhabitants	53,0%	16,2%	10,1%	6,5%	14,2%
Rural commune or village	34,1%	32,4%	20,1%	,6%	12,7%
Sex					
Males	43,8%	39,5%	8,2%	5,1%	3,4%
Females	46,7%	19,7%	18,8%	,3%	14,5%
Age Group					
18-29 years	65,6%	23,3%	7,9%	2,6%	,5%
30-39 years	53,3%	25,0%	12,0%		9,8%
40-49 years	38,0%	28,9%	17,6%	2,1%	13,4%
50-59 years	44,0%	34,5%	8,3%		13,1%
60-69 years	32,8%	46,2%	11,8%	6,5%	2,7%
Over 70 years	41,9%	12,4%	24,1%		21,6%
Education					
Elementary and middle school, vocational school	46,0%	18,2%	15,2%	3,7%	16,9%
High school and post-secondary school	42,6%	34,8%	16,3%	1,2%	5,1%
Higher education (bachelor, master, doctorate)	54,2%	31,7%	8,3%	,8%	5,0%
Occupation					
State employee	36,8%	32,0%	16,2%	1,9%	13,2%
Private employee	58,7%	28,3%	12,0%	1,1%	
Farmer, agricultor	95,8%	4,2%			
Business owner, entrepreneur	55,2%	41,4%	3,4%		
Retired	35,2%	26,2%	20,1%	3,5%	15,1%
Housekeeper, unemployed, without occupation	41,5%	22,6%	18,9%	1,9%	15,1%
High school student, university student	71,9%	22,7%	3,1%	1,6%	,8%
Comparison to the October 2021 poll					
October 2021	42,0%	32,1%	12,1%	8,6%	5,2%
March 2022	45,2%	26,5%	15,6%	2,4%	10,3%

To what extent do you agree that we have to help the refugees due to the fact that the Romanian refugees have been helped by other peoples in the past?



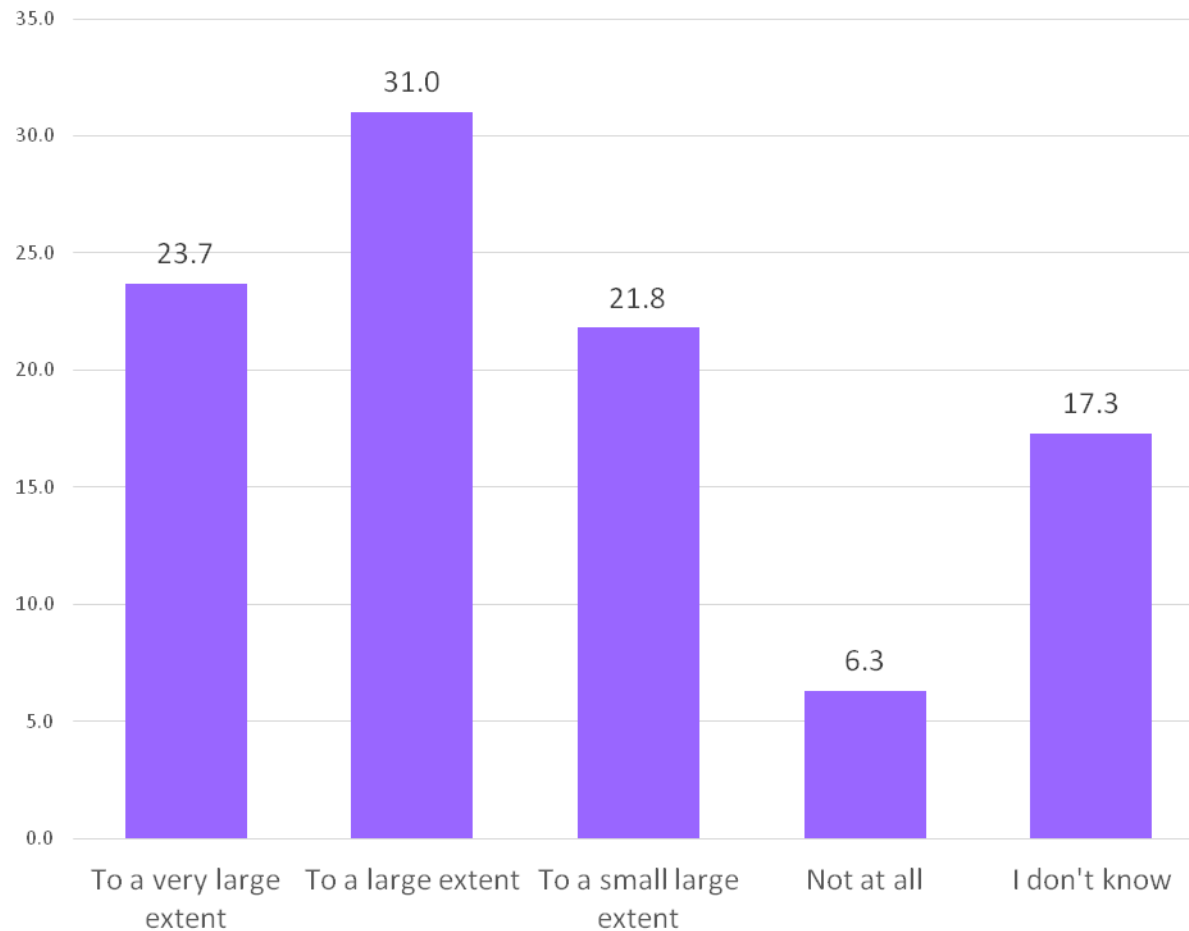
	To a very large extent	To a large extent	To a small extent	Not at all	I don't know
Region					
Bucharest-Ilfov	27,3%	27,3%	21,2%	18,2%	6,1%
Center (AB, BV, CV, HR, MS, SB)	42,0%	26,1%	20,5%		11,4%
Northeast (BC, BT, IS, NT, SV, VS)	25,6%	40,2%	18,8%	4,3%	11,1%
Northwest (BH, BN, CJ, MM, SJ, SM)	35,1%	37,2%	21,3%		6,4%
Southeast (BR, BZ, CT, GL, TL, VN)	26,7%	25,7%	19,8%	1,0%	26,7%
South-Muntenia (AG, CL, DB, GR, IL, PH, TR)	24,4%	44,2%	12,8%	6,1%	12,5%
Southwest-Oltenia (DJ, GJ, MH, OT, VL)	29,3%	23,2%	46,5%	1,0%	
West (AR, CS, HD, TM)	26,3%	36,8%	24,6%	3,5%	8,8%
Residence					
Cities over 200,000 inhabitants	38,5%	29,5%	23,1%	5,1%	3,8%
Cities with 100,000-200,000 inhabitants	32,1%	30,9%	32,1%	3,7%	1,2%
Cities with 30,000-100,000 inhabitants	35,1%	35,1%	26,3%	3,5%	
Towns with less than 30,000 inhabitants	36,8%	33,6%	13,0%	2,8%	13,8%
Rural commune or village	20,4%	39,1%	21,7%	4,5%	14,4%
Sex					
Males	25,7%	43,8%	23,2%	3,1%	4,2%
Females	29,8%	31,1%	19,0%	4,3%	15,7%
Age Group					
18-29 years	42,3%	27,5%	23,8%	4,8%	1,6%
30-39 years	36,3%	26,4%	22,0%	3,3%	12,1%
40-49 years	31,2%	30,5%	22,7%	3,5%	12,1%
50-59 years	38,1%	34,5%	11,9%	1,2%	14,3%
60-69 years	18,2%	51,9%	24,6%	,5%	4,8%
Over 70 years	16,1%	37,6%	16,5%	7,0%	22,7%
Education					
Elementary and middle school, vocational school	23,1%	41,3%	12,2%	7,2%	16,2%
High school and post-secondary school	32,8%	31,3%	27,2%	,7%	8,0%
Higher education (bachelor, master, doctorate)	30,0%	33,3%	25,8%	4,2%	6,7%
Occupation					
State employee	30,6%	33,6%	18,1%	3,4%	14,3%
Private employee	50,5%	32,3%	10,8%	5,4%	1,1%
Farmer, agricultor	8,0%	80,0%	4,0%	8,0%	
Business owner, entrepreneur	42,9%	42,9%	7,1%	7,1%	
Retired	15,7%	41,4%	21,4%	4,9%	16,5%
Housekeeper, unemployed, without occupation	19,2%	21,2%	40,4%	1,9%	17,3%
High school student, university student	44,1%	23,6%	29,1%	1,6%	1,6%
Comparison to the October 2021 poll					
October 2021	27,9%	27,5%	27,4%	12,1%	5,1%
March 2022	28,3%	35,9%	20,3%	3,9%	11,5%

To what extent do you agree that refugees are good and hardworking people who have left their country just to save their lives?



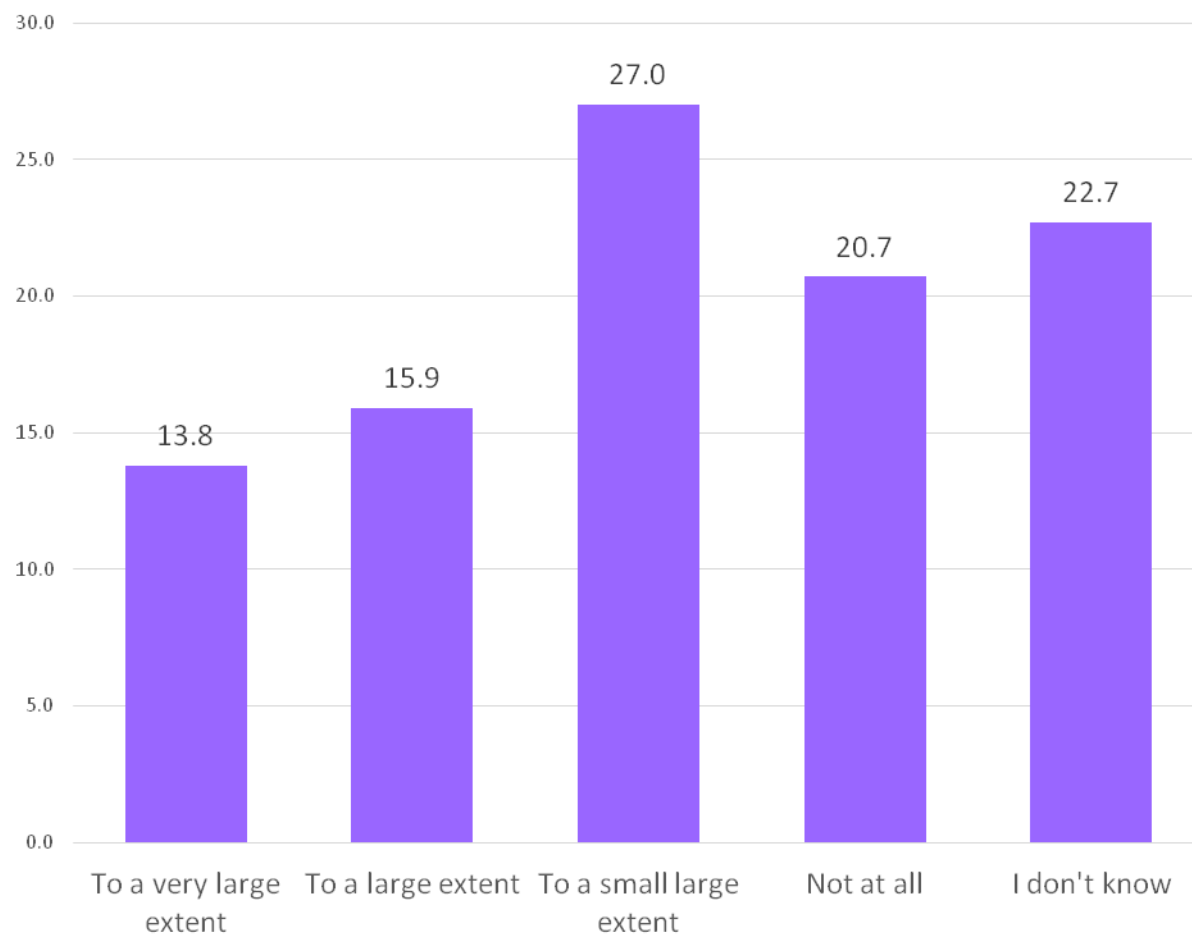
	To a very large extent	To a large extent	To a small extent	Not at all	I don't know
Region					
Bucharest-Ilfov	40,6%	34,4%	18,8%	6,3%	
Center (AB, BV, CV, HR, MS, SB)	40,4%	27,0%	7,9%		24,7%
Northeast (BC, BT, IS, NT, SV, VS)	22,0%	46,6%	14,4%	5,1%	11,9%
Northwest (BH, BN, CJ, MM, SJ, SM)	67,4%	9,5%	14,7%		8,4%
Southeast (BR, BZ, CT, GL, TL, VN)	28,3%	29,3%	15,2%	2,0%	25,3%
South-Muntenia (AG, CL, DB, GR, IL, PH, TR)	45,3%	17,4%	15,4%	7,6%	14,2%
Southwest-Oltenia (DJ, GJ, MH, OT, VL)	23,0%	24,0%	49,0%		4,0%
West (AR, CS, HD, TM)	24,1%	55,2%	1,7%	1,7%	17,2%
Residence					
Cities over 200,000 inhabitants	38,5%	33,3%	19,2%	5,1%	3,8%
Cities with 100,000-200,000 inhabitants	37,8%	40,2%	12,2%	1,2%	8,5%
Cities with 30,000-100,000 inhabitants	41,4%	27,6%	17,2%	10,3%	3,4%
Towns with less than 30,000 inhabitants	52,8%	17,3%	12,1%	3,6%	14,1%
Rural commune or village	31,0%	27,0%	20,6%	3,6%	17,8%
Sex					
Males	39,7%	29,9%	19,4%	2,5%	8,5%
Females	38,0%	23,8%	15,9%	4,8%	17,4%
Age Group					
18-29 years	46,0%	29,6%	16,4%	3,2%	4,8%
30-39 years	33,7%	31,5%	20,7%	2,2%	12,0%
40-49 years	31,2%	28,4%	14,9%	4,3%	21,3%
50-59 years	36,9%	36,9%	9,5%	1,2%	15,5%
60-69 years	35,5%	39,8%	20,4%	1,6%	2,7%
Over 70 years	42,3%	5,8%	18,3%	7,5%	26,1%
Education					
Elementary and middle school, vocational school	42,2%	14,9%	18,6%	7,4%	16,9%
High school and post-secondary school	36,7%	34,5%	15,8%	1,2%	11,9%
Higher education (bachelor, master, doctorate)	33,3%	35,8%	18,3%	1,7%	10,8%
Occupation					
State employee	31,4%	32,2%	14,8%	3,8%	17,8%
Private employee	51,1%	32,6%	12,0%		4,3%
Farmer, agricultor	76,9%	11,5%	3,8%	7,7%	
Business owner, entrepreneur	39,3%	57,1%	3,6%		
Retired	38,6%	16,2%	20,9%	6,1%	18,3%
Housekeeper, unemployed, without occupation	21,2%	34,6%	28,8%		15,4%
High school student, university student	44,9%	29,1%	17,3%	2,4%	6,3%
Comparație cu sondajul din October 2021					
Comparison to the October 2021 poll					
October 2021	39,6%	24,2%	18,3%	4,0%	13,8%

To what extent do you agree that refugees should only be housed temporarily in Romania on their way to other countries and should not remain permanently?



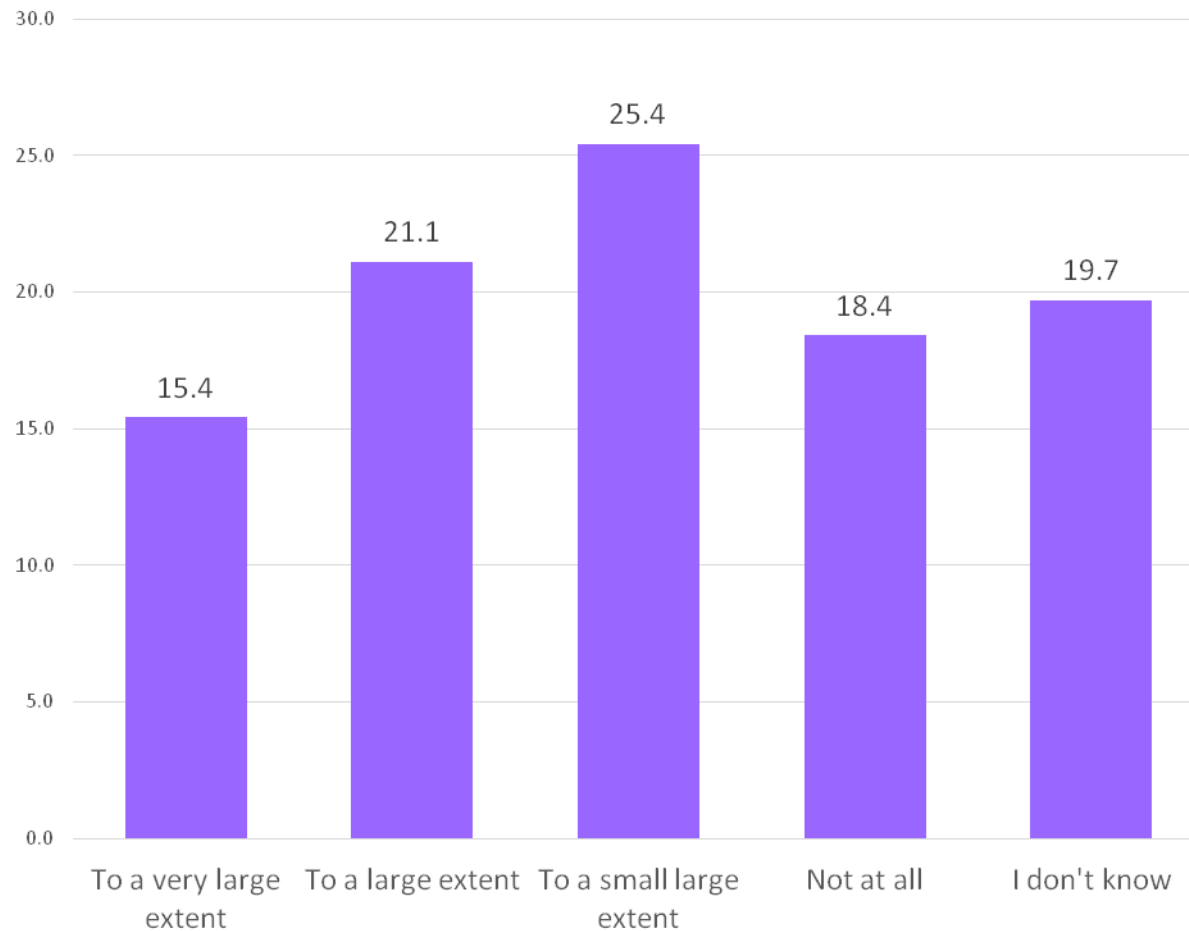
	To a very large extent	To a large extent	To a small extent	Not at all	I don't know
Region					
Bucharest-Ilfov	22,6%	22,6%	25,8%	22,6%	6,5%
Center (AB, BV, CV, HR, MS, SB)	28,4%	20,5%	22,7%	6,8%	21,6%
Northeast (BC, BT, IS, NT, SV, VS)	13,6%	53,4%	13,6%	2,5%	16,9%
Northwest (BH, BN, CJ, MM, SJ, SM)	51,1%	16,0%	17,0%	3,2%	12,8%
Southeast (BR, BZ, CT, GL, TL, VN)	21,0%	26,0%	21,0%	5,0%	27,0%
South-Muntenia (AG, CL, DB, GR, IL, PH, TR)	22,7%	34,1%	16,9%	6,4%	19,8%
Southwest-Oltenia (DJ, GJ, MH, OT, VL)	12,1%	25,3%	51,5%	8,1%	3,0%
West (AR, CS, HD, TM)	19,0%	37,9%	17,2%	15,5%	10,3%
Residence					
Cities over 200,000 inhabitants	25,6%	21,8%	34,6%	12,8%	5,1%
Cities with 100,000-200,000 inhabitants	21,0%	40,7%	19,8%	17,3%	1,2%
Cities with 30,000-100,000 inhabitants	32,8%	19,0%	32,8%	10,3%	5,2%
Towns with less than 30,000 inhabitants	31,2%	22,3%	22,7%		23,9%
Rural commune or village	18,2%	37,5%	17,8%	7,2%	19,3%
Sex					
Males	22,9%	41,2%	23,7%	5,9%	6,2%
Females	23,7%	25,6%	20,1%	7,3%	23,4%
Age Group					
18-29 years	28,7%	29,3%	23,4%	12,2%	6,4%
30-39 years	22,8%	44,6%	12,0%	10,9%	9,8%
40-49 years	23,9%	29,6%	21,8%	1,4%	23,2%
50-59 years	20,2%	41,7%	16,7%	2,4%	19,0%
60-69 years	25,1%	36,9%	24,6%	4,3%	9,1%
Over 70 years	19,1%	21,2%	22,4%	7,5%	29,9%
Education					
Elementary and middle school, vocational school	22,4%	31,7%	14,0%	6,7%	25,2%
High school and post-secondary school	26,2%	30,0%	25,9%	7,0%	10,9%
Higher education (bachelor, master, doctorate)	16,7%	35,8%	31,7%	6,7%	9,2%
Occupation					
State employee	17,7%	38,9%	19,6%	3,0%	20,8%
Private employee	44,0%	24,2%	19,8%	11,0%	1,1%
Farmer, agricultor	8,0%	76,0%	8,0%	8,0%	
Business owner, entrepreneur	39,3%	35,7%	14,3%	10,7%	
Retired	23,2%	22,0%	23,8%	7,2%	23,8%
Housekeeper, unemployed, without occupation	5,8%	44,2%	30,8%	1,9%	17,3%
High school student, university student	27,8%	31,7%	21,4%	11,1%	7,9%
Comparison to the October 2021 poll					
October 2021	18,2%	25,8%	30,3%	17,0%	8,7%
March 2022	23,7%	31,0%	21,8%	6,3%	17,3%

To what extent do you agree that most refugees are fake refugees, being in fact economic immigrants (that is, looking for a better life, but without being threatened in their country of origin).



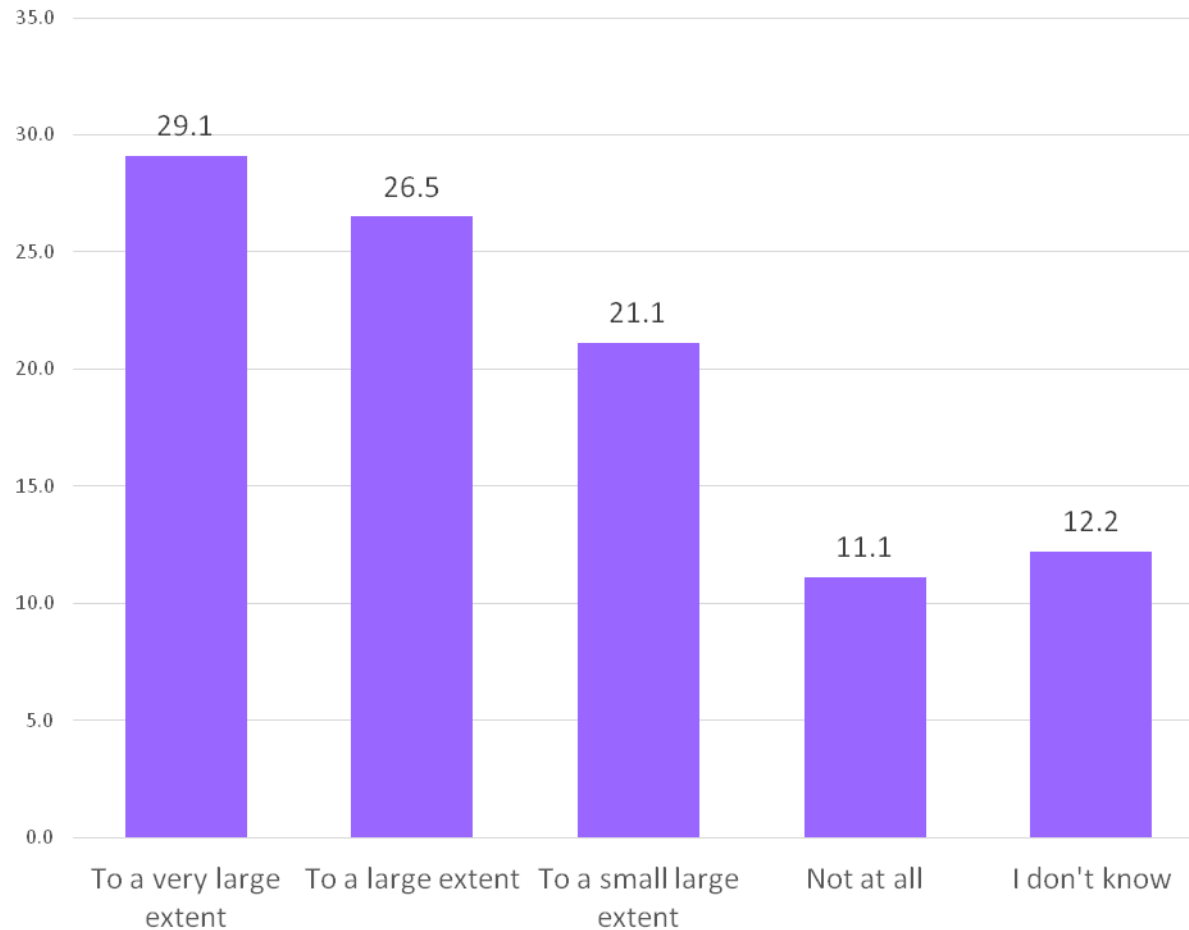
	To a very large extent	To a large extent	To a small extent	Not at all	I don't know
Region					
Bucharest-Ilfov	15,2%	15,2%	27,3%	33,3%	9,1%
Center (AB, BV, CV, HR, MS, SB)	8,0%	9,1%	38,6%	9,1%	35,2%
Northeast (BC, BT, IS, NT, SV, VS)	8,5%	32,2%	22,0%	16,1%	21,2%
Northwest (BH, BN, CJ, MM, SJ, SM)	29,5%	6,3%	40,0%	4,2%	20,0%
Sourtheast (BR, BZ, CT, GL, TL, VN)	17,0%	10,0%	25,0%	18,0%	30,0%
South-Muntenia (AG, CL, DB, GR, IL, PH, TR)	14,6%	19,8%	14,9%	26,8%	23,9%
Southwest-Oltenia (DJ, GJ, MH, OT, VL)	3,0%	4,0%	53,5%	29,3%	10,1%
West (AR, CS, HD, TM)	5,3%	21,1%	28,1%	31,6%	14,0%
Residence					
Cities over 200,000 inhabitants	22,1%	10,4%	31,2%	20,8%	15,6%
Cities with 100,000-200,000 inhabitants	23,2%	18,3%	31,7%	22,0%	4,9%
Cities with 30,000-100,000 inhabitants	22,8%	7,0%	26,3%	21,1%	22,8%
Towns with less than 30,000 inhabitants	17,8%	17,0%	15,8%	22,7%	26,7%
Rural commune or village	6,4%	17,7%	31,7%	20,6%	23,6%
Sex					
Males	13,8%	23,2%	34,2%	19,2%	9,6%
Females	12,8%	12,1%	22,8%	22,6%	29,8%
Age Group					
18-29 years	19,6%	18,0%	21,2%	22,8%	18,5%
30-39 years	6,5%	20,7%	29,3%	22,8%	20,7%
40-49 years	13,5%	14,2%	31,2%	11,3%	29,8%
50-59 years	12,9%	16,5%	28,2%	21,2%	21,2%
60-69 years	12,3%	15,5%	43,9%	17,1%	11,2%
Over 70 years	11,2%	15,3%	15,3%	28,5%	29,8%
Education					
Elementary and middle school, vocational school	16,7%	22,2%	12,2%	21,2%	27,7%
High school and post-secondary school	11,6%	12,1%	37,0%	20,3%	19,1%
Higher education (bachelor, master, doctorate)	6,7%	10,9%	42,9%	25,2%	14,3%
Occupation					
State employee	8,7%	16,6%	27,5%	19,6%	27,5%
Private employee	28,3%	15,2%	22,8%	22,8%	10,9%
Farmer, agricultor	4,2%	4,2%	8,3%	83,3%	
Business owner, entrepreneur	35,7%	32,1%	21,4%	7,1%	3,6%
Retired	11,3%	15,4%	28,8%	20,3%	24,1%
Housekeeper, unemployed, without occupation	5,7%	22,6%	35,8%	9,4%	26,4%
High school student, university student	15,7%	15,0%	26,0%	22,8%	20,5%
Comparison to the October 2021 poll					
October 2021	16,2%	20,0%	31,7%	19,3%	12,8%

To what extent do you agree that Christian refugees should have priority over Muslim or non-Christian refugees?



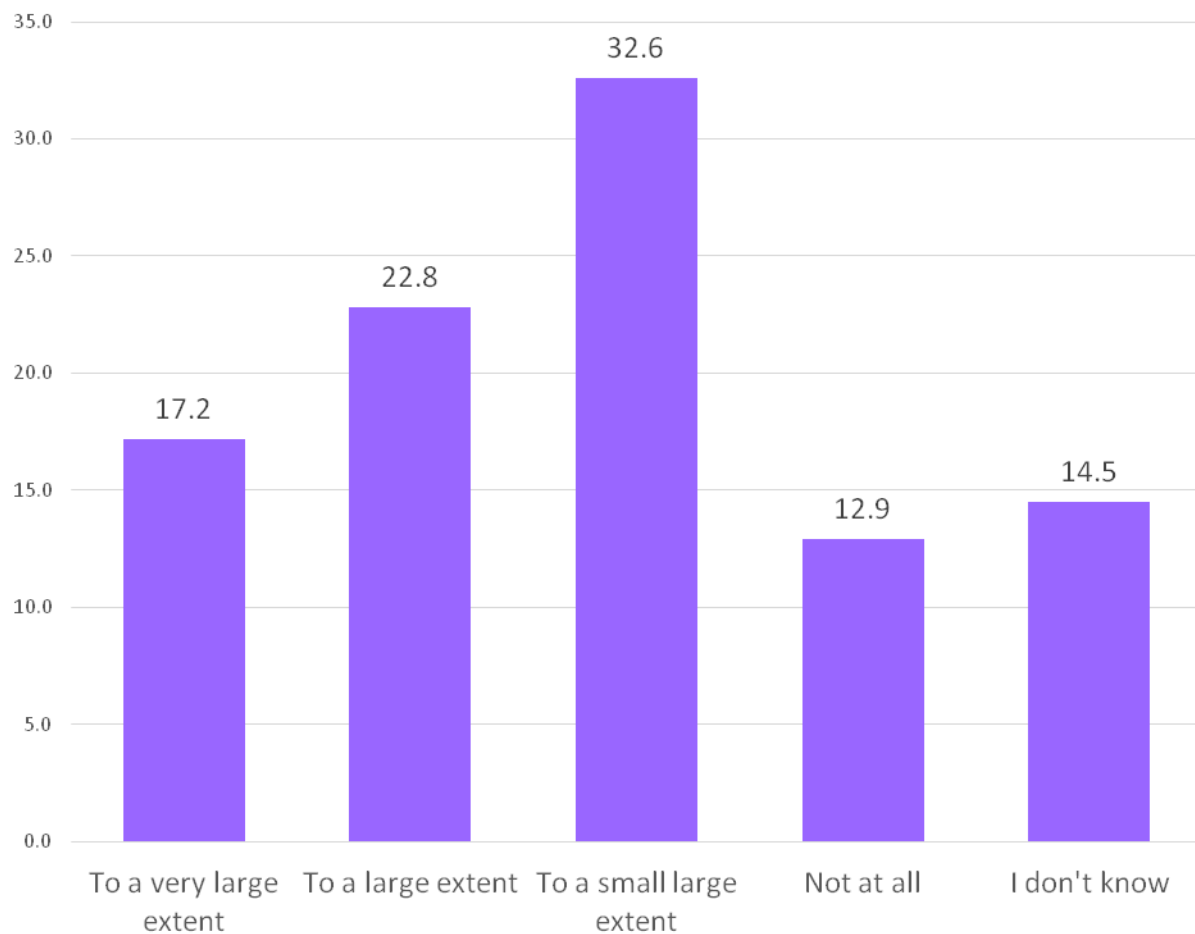
	To a very large extent	To a large extent	To a small extent	Not at all	I don't know
Region					
Bucharest-Ilfov	15,6%	31,3%	15,6%	34,4%	3,1%
Center (AB, BV, CV, HR, MS, SB)	27,3%	6,8%	30,7%	25,0%	10,2%
Northeast (BC, BT, IS, NT, SV, VS)	5,0%	29,4%	31,1%	12,6%	21,8%
Northwest (BH, BN, CJ, MM, SJ, SM)	21,1%	10,5%	28,4%	28,4%	11,6%
Sourtheast (BR, BZ, CT, GL, TL, VN)	11,1%	11,1%	32,3%	17,2%	28,3%
South-Muntenia (AG, CL, DB, GR, IL, PH, TR)	19,2%	31,5%	8,7%	15,5%	25,1%
Southwest-Oltenia (DJ, GJ, MH, OT, VL)	2,0%	5,1%	64,6%	17,2%	11,1%
West (AR, CS, HD, TM)	5,2%	27,6%	15,5%	34,5%	17,2%
Residence					
Cities over 200,000 inhabitants	18,2%	14,3%	18,2%	37,7%	11,7%
Cities with 100,000-200,000 inhabitants	12,2%	28,0%	22,0%	26,8%	11,0%
Cities with 30,000-100,000 inhabitants	24,1%	6,9%	22,4%	36,2%	10,3%
Towns with less than 30,000 inhabitants	26,8%	17,5%	8,5%	14,2%	32,9%
Rural commune or village	7,2%	25,2%	35,2%	15,9%	16,5%
Sex					
Males	12,4%	26,8%	25,9%	24,5%	10,4%
Females	16,2%	18,1%	24,2%	16,4%	25,0%
Age Group					
18-29 years	15,3%	17,5%	14,3%	41,3%	11,6%
30-39 years	7,6%	14,1%	38,0%	19,6%	20,7%
40-49 years	24,1%	18,4%	25,5%	13,5%	18,4%
50-59 years	7,1%	27,1%	21,2%	21,2%	23,5%
60-69 years	11,8%	20,9%	43,9%	12,3%	11,2%
Over 70 years	16,7%	27,9%	13,8%	10,4%	31,3%
Education					
Elementary and middle school, vocational school	22,4%	29,2%	10,0%	10,0%	28,4%
High school and post-secondary school	9,0%	14,6%	37,9%	26,5%	12,1%
Higher education (bachelor, master, doctorate)	9,0%	19,7%	29,5%	26,2%	15,6%
Occupation					
State employee	14,0%	14,4%	34,1%	18,2%	19,3%
Private employee	29,3%	14,1%	27,2%	16,3%	13,0%
Farmer, agricultor	4,0%	72,0%	8,0%	16,0%	
Business owner, entrepreneur	28,6%	35,7%	21,4%	7,1%	7,1%
Retired	14,2%	25,3%	22,4%	12,8%	25,3%
Housekeeper, unemployed, without occupation	5,7%	30,2%	28,3%	11,3%	24,5%
High school student, university student	10,2%	14,2%	13,4%	48,8%	13,4%
Comparison to the October 2021 poll					
October 2021	16,7%	17,1%	25,8%	31,1%	9,3%

To what extent do you agree that refugees of Romanian ethnic origin should take precedence over any other category of refugees?



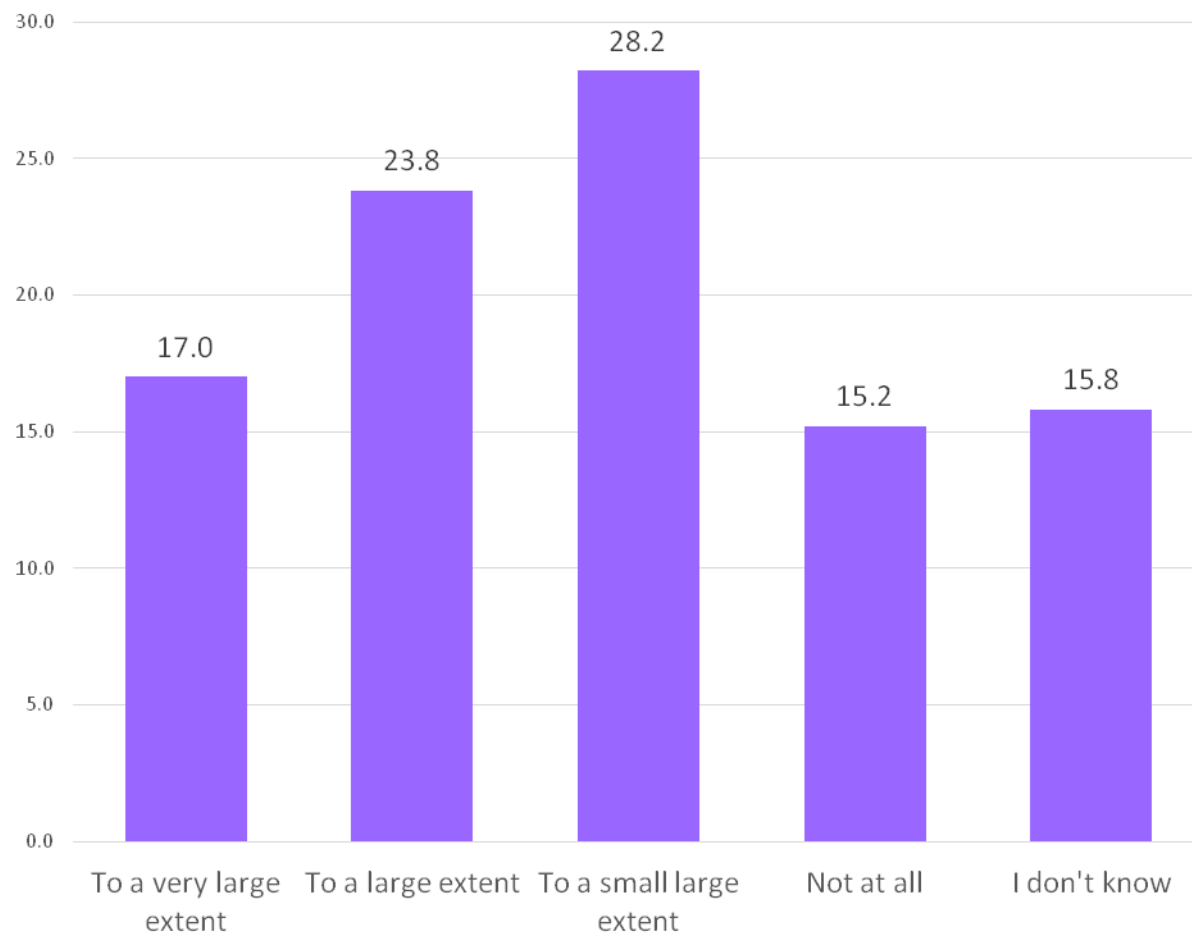
Region	To a very large extent	To a large extent	To a small extent	Not at all	I don't know
Bucharest-Ilfov	37,5%	25,0%	21,9%	12,5%	3,1%
Center (AB, BV, CV, HR, MS, SB)	24,7%	16,9%	36,0%	13,5%	9,0%
Northeast (BC, BT, IS, NT, SV, VS)	24,6%	30,5%	21,2%	9,3%	14,4%
Northwest (BH, BN, CJ, MM, SJ, SM)	61,7%	16,0%	8,5%	5,3%	8,5%
Sourtheast (BR, BZ, CT, GL, TL, VN)	23,0%	21,0%	21,0%	10,0%	25,0%
South-Muntenia (AG, CL, DB, GR, IL, PH, TR)	24,0%	36,8%	14,0%	11,7%	13,5%
Southwest-Oltenia (DJ, GJ, MH, OT, VL)	28,3%	11,1%	43,4%	15,2%	2,0%
West (AR, CS, HD, TM)	41,4%	27,6%	17,2%	3,4%	10,3%
Residence					
Cities over 200,000 inhabitants	41,6%	20,8%	15,6%	18,2%	3,9%
Cities with 100,000-200,000 inhabitants	35,4%	32,9%	22,0%	4,9%	4,9%
Cities with 30,000-100,000 inhabitants	44,8%	20,7%	22,4%	8,6%	3,4%
Towns with less than 30,000 inhabitants	30,1%	25,6%	16,3%	12,6%	15,4%
Rural commune or village	25,1%	27,6%	23,6%	9,8%	14,0%
Sex					
Males	37,5%	29,3%	17,2%	10,7%	5,4%
Females	25,2%	24,8%	23,1%	10,7%	16,2%
Age Group					
18-29 years	35,1%	25,5%	17,0%	18,1%	4,3%
30-39 years	33,7%	25,0%	14,1%	14,1%	13,0%
40-49 years	29,8%	25,5%	23,4%	5,7%	15,6%
50-59 years	25,0%	23,8%	27,4%	9,5%	14,3%
60-69 years	32,8%	25,8%	28,0%	10,2%	3,2%
Over 70 years	24,0%	30,2%	16,9%	7,4%	21,5%
Education					
Elementary and middle school, vocational school	26,2%	27,7%	17,5%	11,5%	17,2%
High school and post-secondary school	29,6%	26,5%	26,2%	9,7%	8,0%
Higher education (bachelor, master, doctorate)	43,0%	23,1%	14,0%	10,7%	9,1%
Occupation					
State employee	27,2%	21,1%	28,3%	9,1%	14,3%
Private employee	45,7%	18,5%	16,3%	10,9%	8,7%
Farmer, agricultor	79,2%	4,2%	8,3%	8,3%	
Business owner, entrepreneur	53,6%	32,1%	7,1%	3,6%	3,6%
Retired	22,3%	33,9%	18,3%	10,4%	15,1%
Housekeeper, unemployed, without occupation	25,0%	26,9%	28,8%	1,9%	17,3%

To what extent do you agree that refugees should have the same rights as Romanian citizens?



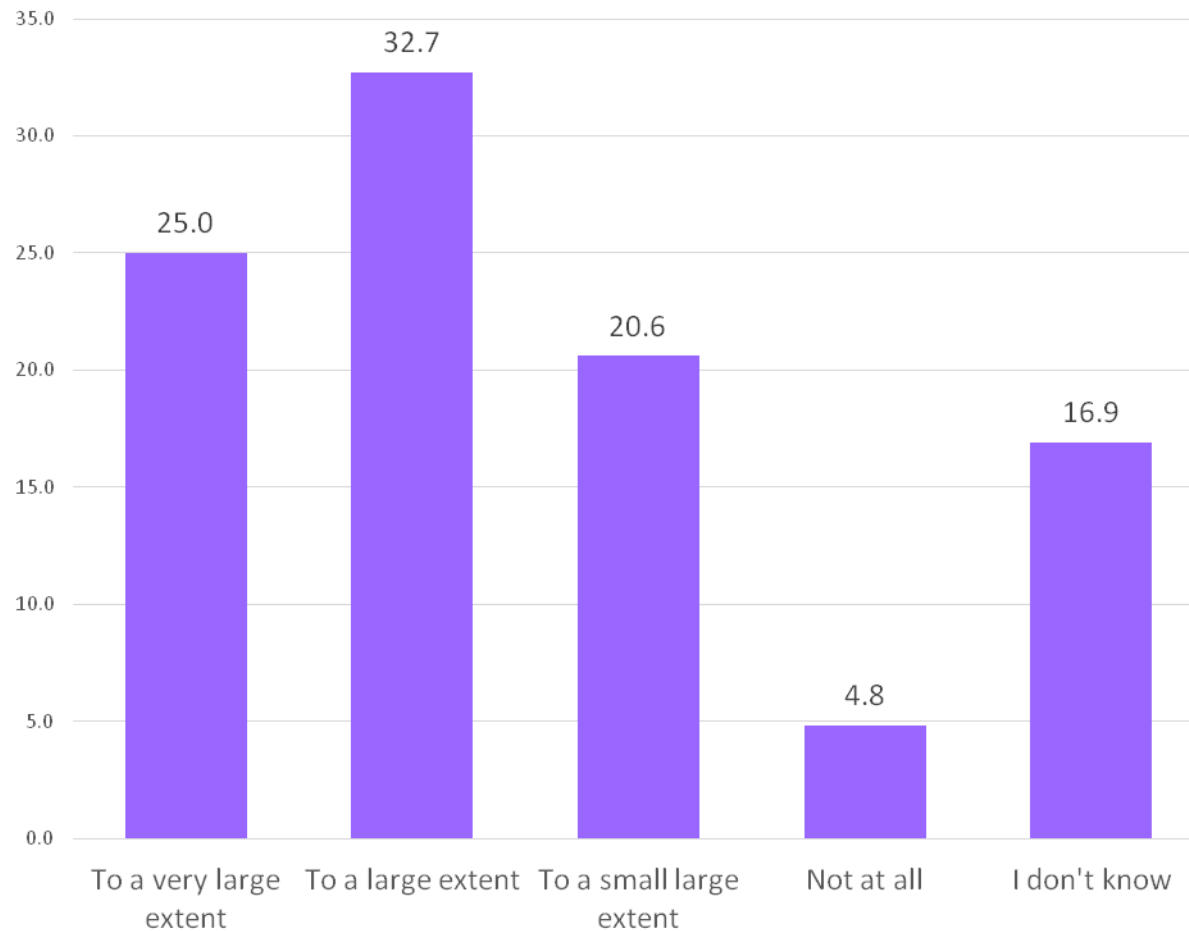
	To a very large extent	To a large extent	To a small extent	Not at all	I don't know
Region					
Bucharest-Ilfov	27,3%	24,2%	33,3%	12,1%	3,0%
Center (AB, BV, CV, HR, MS, SB)	14,6%	21,3%	27,0%	29,2%	7,9%
Northeast (BC, BT, IS, NT, SV, VS)	14,4%	39,0%	11,0%	16,9%	18,6%
Northwest (BH, BN, CJ, MM, SJ, SM)	18,9%	27,4%	47,4%		6,3%
Sourtheast (BR, BZ, CT, GL, TL, VN)	14,9%	21,8%	29,7%	7,9%	25,7%
South-Muntenia (AG, CL, DB, GR, IL, PH, TR)	19,8%	14,9%	31,5%	15,5%	18,4%
Southwest-Oltenia (DJ, GJ, MH, OT, VL)	12,0%	29,0%	55,0%	2,0%	2,0%
West (AR, CS, HD, TM)	20,7%	43,1%	20,7%	3,4%	12,1%
Residence					
Cities over 200,000 inhabitants	32,1%	33,3%	21,8%	10,3%	2,6%
Cities with 100,000-200,000 inhabitants	35,8%	37,0%	22,2%	2,5%	2,5%
Cities with 30,000-100,000 inhabitants	12,1%	29,3%	43,1%	12,1%	3,4%
Towns with less than 30,000 inhabitants	17,5%	22,8%	28,0%	11,4%	20,3%
Rural commune or village	12,5%	20,3%	36,0%	14,6%	16,5%
Sex					
Males	13,5%	36,1%	35,5%	7,9%	7,0%
Females	19,9%	16,8%	29,7%	14,9%	18,8%
Age Group					
18-29 years	27,0%	39,2%	25,9%	4,8%	3,2%
30-39 years	15,2%	15,2%	38,0%	17,4%	14,1%
40-49 years	11,3%	22,0%	35,5%	17,7%	13,5%
50-59 years	15,3%	38,8%	21,2%	3,5%	21,2%
60-69 years	17,6%	30,3%	28,2%	10,1%	13,8%
Over 70 years	14,9%	7,1%	39,0%	17,4%	21,6%
Education					
Elementary and middle school, vocational school	14,9%	18,9%	28,6%	16,4%	21,1%
High school and post-secondary school	20,3%	24,2%	36,8%	9,9%	8,7%
Higher education (bachelor, master, doctorate)	15,1%	41,2%	26,1%	6,7%	10,9%
Occupation					
State employee	10,9%	29,4%	28,7%	14,3%	16,6%
Private employee	31,5%	22,8%	38,0%	4,3%	3,3%
Farmer, agricultor	76,9%	11,5%	3,8%	7,7%	
Business owner, entrepreneur	33,3%	40,7%	14,8%	11,1%	
Retired	10,7%	12,8%	38,6%	16,8%	21,2%
Housekeeper, unemployed, without occupation	13,7%	19,6%	39,2%	9,8%	17,6%
High school student, university student	24,4%	46,5%	22,0%	3,9%	3,1%
Comparison to the October 2021 poll					
October 2021	16,5%	20,4%	28,9%	26,8%	7,4%

To what extent do you agree that refugees coming to Romania as a family must have priority over unmarried male refugees?



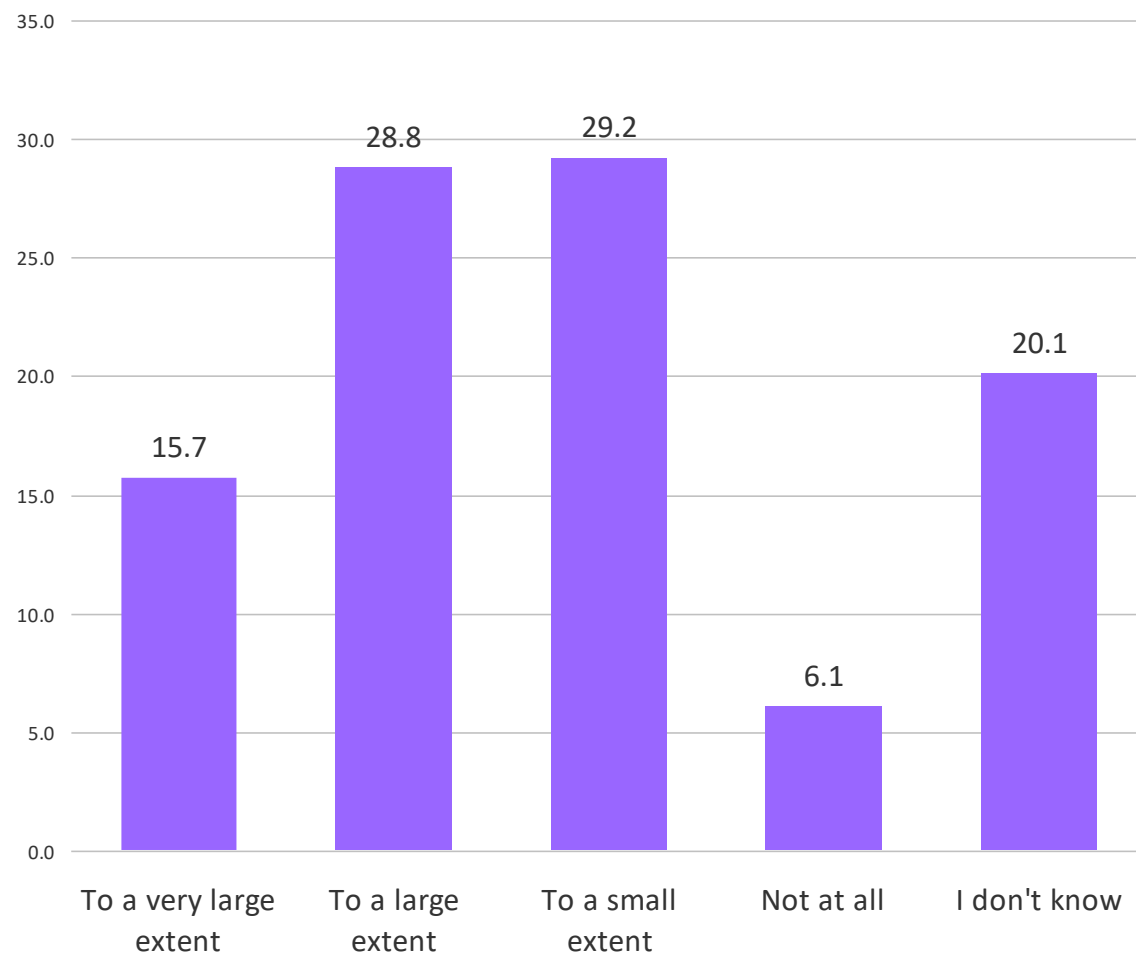
	To a very large extent	To a large extent	To a small extent	Not at all	I don't know
Region					
Bucharest-Ilfov	21,9%	31,3%	28,1%	15,6%	3,1%
Center (AB, BV, CV, HR, MS, SB)	22,2%	12,2%	35,6%	12,2%	17,8%
Northeast (BC, BT, IS, NT, SV, VS)	10,1%	26,1%	32,8%	10,9%	20,2%
Northwest (BH, BN, CJ, MM, SJ, SM)	27,4%	50,5%	4,2%	7,4%	10,5%
Southeast (BR, BZ, CT, GL, TL, VN)	17,2%	16,2%	28,3%	11,1%	27,3%
South-Muntenia (AG, CL, DB, GR, IL, PH, TR)	16,0%	23,0%	25,4%	19,5%	16,0%
Southwest-Oltenia (DJ, GJ, MH, OT, VL)	11,0%	12,0%	49,0%	21,0%	7,0%
West (AR, CS, HD, TM)	5,2%	34,5%	32,8%	17,2%	10,3%
Residence					
Cities over 200,000 inhabitants	29,5%	23,1%	16,7%	24,4%	6,4%
Cities with 100,000-200,000 inhabitants	16,0%	35,8%	28,4%	17,3%	2,5%
Cities with 30,000-100,000 inhabitants	29,3%	20,7%	17,2%	20,7%	12,1%
Towns with less than 30,000 inhabitants	21,1%	28,9%	16,3%	15,9%	17,9%
Rural commune or village	9,7%	21,0%	38,1%	12,5%	18,6%
Sex					
Males	19,5%	34,7%	23,7%	15,5%	6,5%
Females	14,3%	18,3%	31,4%	15,0%	20,9%
Age Group					
18-29 years	22,3%	28,2%	16,5%	25,5%	7,4%
30-39 years	21,7%	18,5%	29,3%	15,2%	15,2%
40-49 years	15,6%	26,2%	29,1%	7,1%	22,0%
50-59 years	18,8%	20,0%	25,9%	14,1%	21,2%
60-69 years	13,4%	26,9%	32,3%	18,8%	8,6%
Over 70 years	11,2%	22,3%	35,1%	9,9%	21,5%
Education					
Elementary and middle school, vocational school	14,6%	21,1%	26,1%	16,1%	22,1%
High school and post-secondary school	17,2%	25,7%	30,8%	16,2%	10,2%
Higher education (bachelor, master, doctorate)	19,2%	31,7%	28,3%	9,2%	11,7%
Occupation					
State employee	13,2%	19,5%	34,2%	13,2%	19,9%
Private employee	37,0%	18,5%	23,9%	12,0%	8,7%
Farmer, agricultor	7,7%	3,8%	76,9%	7,7%	3,8%
Business owner, entrepreneur	35,7%	42,9%	14,3%	3,6%	3,6%
Retired	11,3%	29,3%	25,2%	15,9%	18,3%
Housekeeper, unemployed, without occupation	13,5%	15,4%	44,2%	7,7%	19,2%
High school student, university student	19,7%	30,7%	15,7%	26,8%	7,1%
Comparison to the October 2021 poll					
October 2021	19,9%	21,3%	28,7%	23,6%	6,5%

To what extent do you agree that refugees who decide to stay in Romania permanently should be helped by the Romanian state through special programs to get integrated into Romanian society?



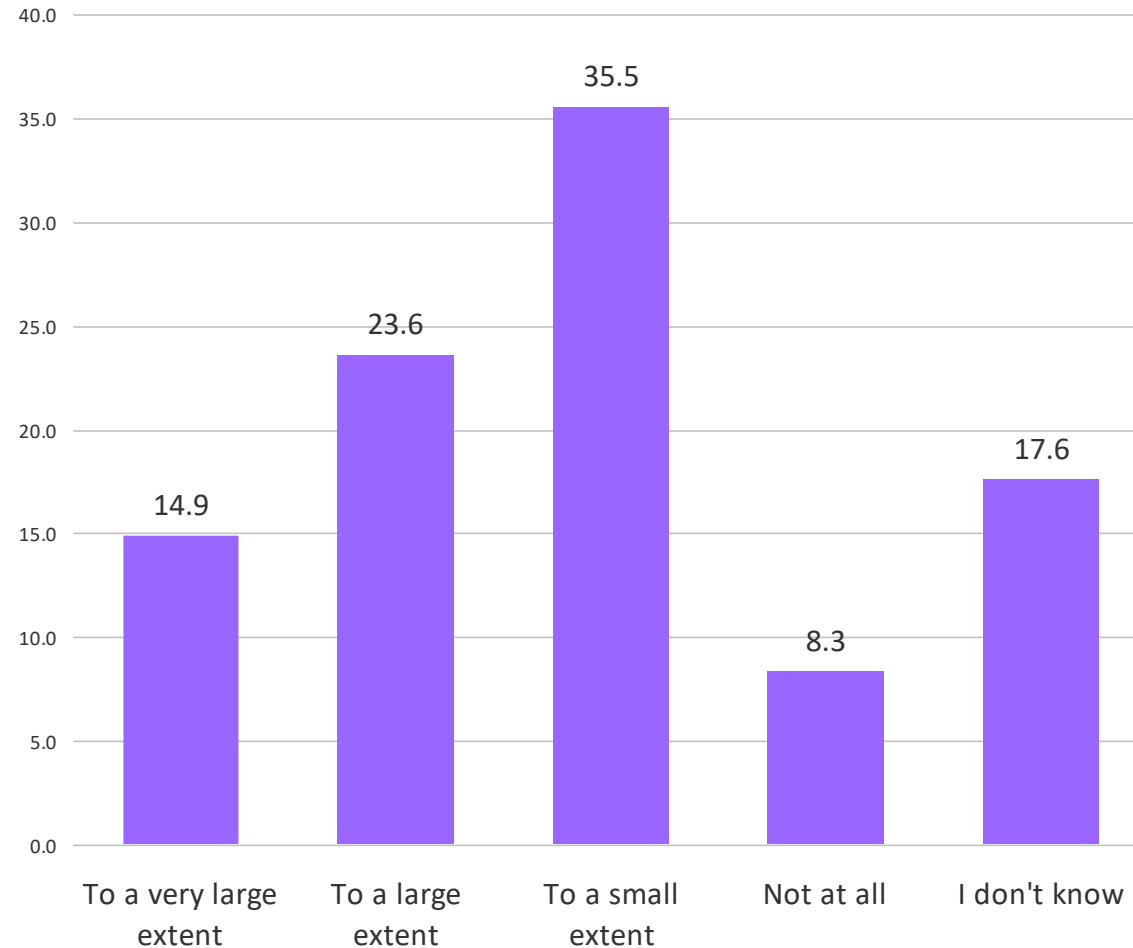
	To a very large extent	To a large extent	To a small extent	Not at all	I don't know
Region					
Bucharest-Ilfov	38,7%	32,3%	22,6%	6,5%	
Center (AB, BV, CV, HR, MS, SB)	19,1%	39,3%	21,3%	5,6%	14,6%
Northeast (BC, BT, IS, NT, SV, VS)	20,3%	40,7%	15,3%	8,5%	15,3%
Northwest (BH, BN, CJ, MM, SJ, SM)	38,3%	44,7%	10,6%		6,4%
Sourtheast (BR, BZ, CT, GL, TL, VN)	21,0%	24,0%	23,0%	5,0%	27,0%
South-Muntenia (AG, CL, DB, GR, IL, PH, TR)	23,9%	28,9%	18,1%	5,8%	23,3%
Southwest-Oltenia (DJ, GJ, MH, OT, VL)	26,3%	30,3%	40,4%		3,0%
West (AR, CS, HD, TM)	34,5%	41,4%	12,1%	1,7%	10,3%
Residence					
Cities over 200,000 inhabitants	53,8%	32,1%	9,0%	3,8%	1,3%
Cities with 100,000-200,000 inhabitants	40,7%	35,8%	22,2%	1,2%	
Cities with 30,000-100,000 inhabitants	39,0%	32,2%	20,3%	3,4%	5,1%
Towns with less than 30,000 inhabitants	23,1%	27,1%	18,2%	3,6%	27,9%
Rural commune or village	18,0%	36,3%	22,3%	5,9%	17,4%
Sex					
Males	27,6%	44,5%	18,0%	3,1%	6,8%
Females	24,4%	26,3%	21,3%	5,5%	22,4%
Age Group					
18-29 years	41,0%	35,6%	18,6%	2,7%	2,1%
30-39 years	29,0%	30,1%	17,2%	9,7%	14,0%
40-49 years	17,0%	36,2%	24,1%	5,0%	17,7%
50-59 years	30,1%	36,1%	16,9%	2,4%	14,5%
60-69 years	25,7%	42,8%	15,0%	1,6%	15,0%
Over 70 years	15,7%	22,3%	25,2%	7,0%	29,8%
Education					
Elementary and middle school, vocational school	19,4%	30,6%	16,2%	5,7%	28,1%
High school and post-secondary school	31,5%	33,2%	24,5%	3,6%	7,3%
Higher education (bachelor, master, doctorate)	26,7%	41,7%	18,3%	5,0%	8,3%
Occupation					
State employee	21,9%	32,8%	21,1%	6,8%	17,4%
Private employee	54,3%	29,3%	13,0%	1,1%	2,2%
Farmer, agricultor	80,8%	7,7%	3,8%	7,7%	
Business owner, entrepreneur	48,1%	48,1%	3,7%		
Retired	10,7%	34,5%	21,7%	5,8%	27,2%
Housekeeper, unemployed, without occupation	17,3%	28,8%	36,5%		17,3%
High school student, university student	40,2%	37,0%	18,9%	1,6%	2,4%
Comparison to the October 2021 poll					
October 2021	34,5%	25,9%	17,3%	25,4%	6,8%

To what extent do you agree that refugees bring an extra cultural diversity, thus enriching the Romanian national culture?



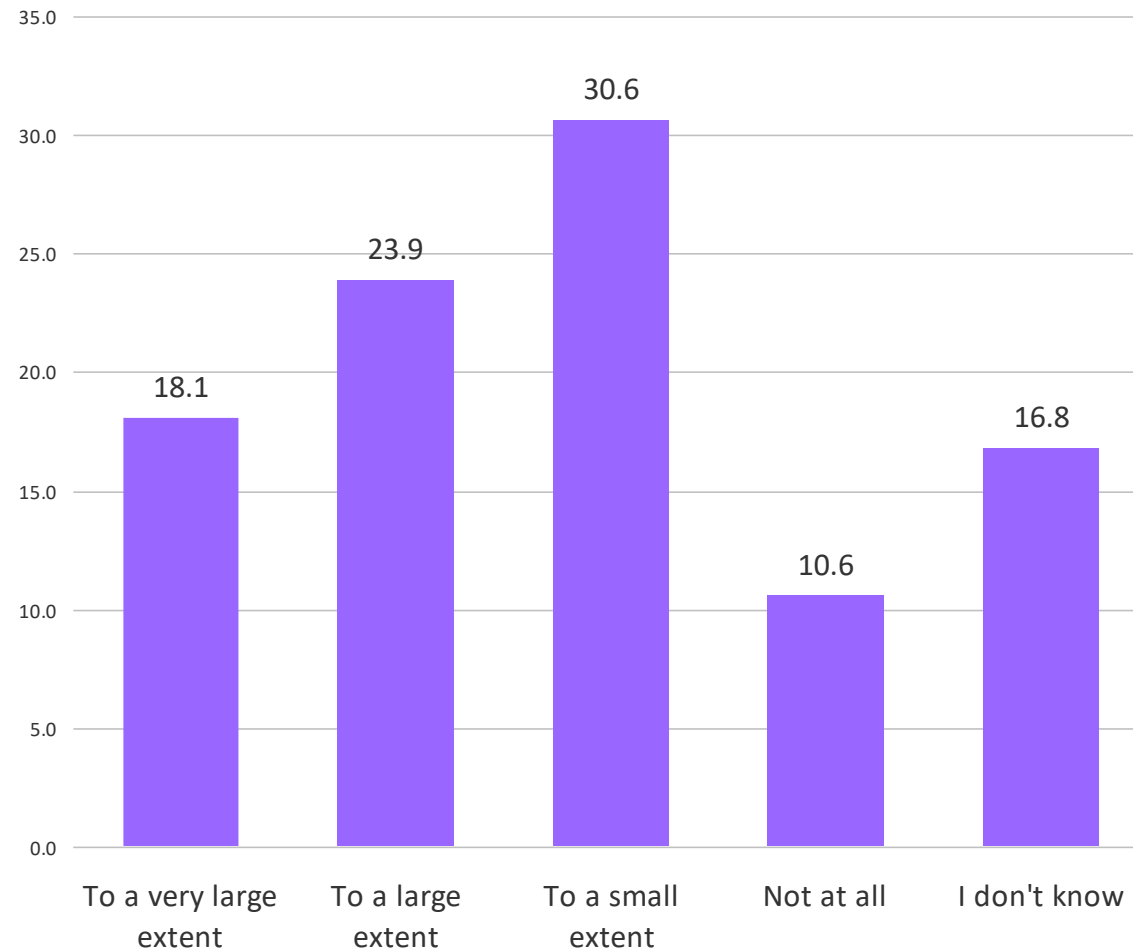
	To a very large extent	To a large extent	To a small extent	Not at all	I don't know
Region					
Bucharest-Ilfov	28,1%	28,1%	28,1%	6,3%	9,4%
Center (AB, BV, CV, HR, MS, SB)	13,5%	18,0%	40,4%	5,6%	22,5%
Northeast (BC, BT, IS, NT, SV, VS)	8,5%	21,2%	30,5%	17,8%	22,0%
Northwest (BH, BN, CJ, MM, SJ, SM)	35,8%	31,6%	22,1%	3,2%	7,4%
Southeast (BR, BZ, CT, GL, TL, VN)	16,8%	19,8%	26,7%	8,9%	27,7%
South-Muntenia (AG, CL, DB, GR, IL, PH, TR)	14,3%	35,9%	20,4%	3,2%	26,2%
Southwest-Oltenia (DJ, GJ, MH, OT, VL)	8,1%	30,3%	56,6%	2,0%	3,0%
West (AR, CS, HD, TM)	20,3%	39,0%	27,1%	3,4%	10,2%
Residence					
Cities over 200,000 inhabitants	33,8%	18,2%	33,8%	7,8%	6,5%
Cities with 100,000-200,000 inhabitants	32,1%	28,4%	29,6%	8,6%	1,2%
Cities with 30,000-100,000 inhabitants	29,3%	32,8%	22,4%	10,3%	5,2%
Towns with less than 30,000 inhabitants	21,5%	30,5%	14,6%	4,5%	28,9%
Rural commune or village	5,7%	30,6%	36,9%	5,3%	21,4%
Sex					
Males	19,4%	35,2%	29,9%	5,6%	9,9%
Females	14,0%	25,9%	28,8%	6,2%	25,2%
Age Group					
18-29 years	31,2%	24,3%	32,3%	5,8%	6,3%
30-39 years	16,1%	19,4%	25,8%	22,6%	16,1%
40-49 years	11,3%	24,1%	30,5%	6,4%	27,7%
50-59 years	13,1%	35,7%	29,8%	4,8%	16,7%
60-69 years	15,5%	33,2%	30,5%	4,8%	16,0%
Over 70 years	8,3%	35,1%	26,4%	,4%	29,8%
Education					
Elementary and middle school, vocational school	13,5%	30,7%	22,2%	4,7%	28,9%
High school and post-secondary school	18,9%	27,1%	34,6%	6,8%	12,6%
Higher education (bachelor, master, doctorate)	14,3%	34,5%	33,6%	6,7%	10,9%
Occupation					
State employee	7,9%	24,5%	34,7%	9,8%	23,0%
Private employee	45,7%	22,8%	23,9%	3,3%	4,3%
Farmer, agricultor	7,7%	76,9%	3,8%	7,7%	3,8%
Business owner, entrepreneur	37,0%	40,7%	14,8%	7,4%	
Retired	10,2%	33,1%	27,0%	2,0%	27,6%
Housekeeper, unemployed, without occupation	5,7%	30,2%	26,4%	13,2%	24,5%
High school student, university student	28,3%	22,0%	36,2%	6,3%	7,1%
Comparison to the October 2021 poll					
October 2021	23,3%	20,8%	29,5%	14,8%	11,6%

To what extent do you agree that an increasing number of refugees in Romania is something normal, as it happened in the Western European countries?



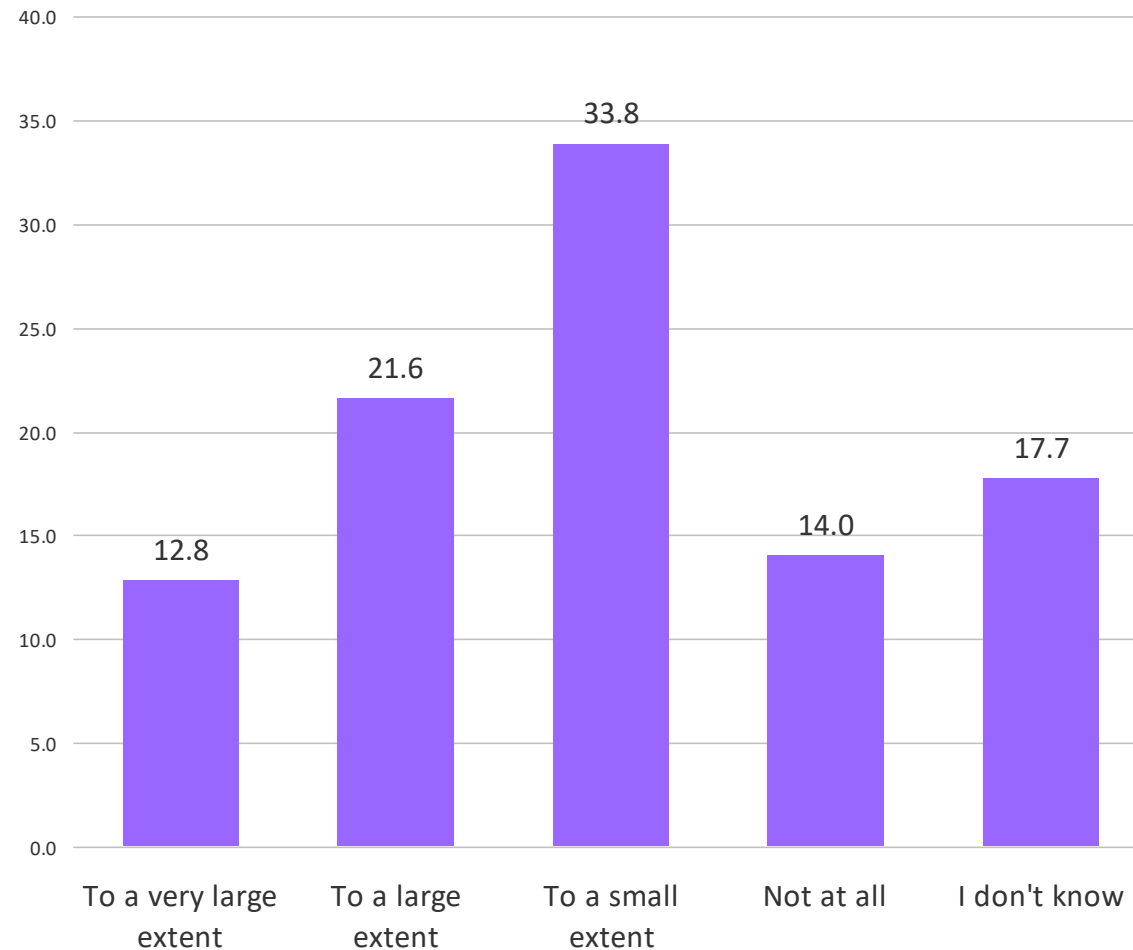
	To a very large extent	To a large extent	To a small extent	Not at all	I don't know
Region					
Bucharest-Ilfov	29,0%	38,7%	19,4%	9,7%	3,2%
Center (AB, BV, CV, HR, MS, SB)	13,6%	12,5%	38,6%	21,6%	13,6%
Northeast (BC, BT, IS, NT, SV, VS)	8,4%	28,6%	30,3%	11,8%	21,0%
Northwest (BH, BN, CJ, MM, SJ, SM)	25,5%	41,5%	19,1%		13,8%
Southeast (BR, BZ, CT, GL, TL, VN)	17,0%	23,0%	23,0%	9,0%	28,0%
South-Muntenia (AG, CL, DB, GR, IL, PH, TR)	14,5%	21,2%	36,6%	7,3%	20,3%
Southwest-Oltenia (DJ, GJ, MH, OT, VL)	9,0%	16,0%	67,0%	4,0%	4,0%
West (AR, CS, HD, TM)	20,7%	20,7%	44,8%	3,4%	10,3%
Residence					
Cities over 200,000 inhabitants	29,9%	29,9%	26,0%	9,1%	5,2%
Cities with 100,000-200,000 inhabitants	33,3%	33,3%	27,2%	3,7%	2,5%
Cities with 30,000-100,000 inhabitants	15,5%	29,3%	41,4%	8,6%	5,2%
Towns with less than 30,000 inhabitants	21,1%	8,1%	35,4%	11,4%	24,0%
Rural commune or village	6,8%	28,0%	38,9%	6,8%	19,5%
Sex					
Males	17,2%	35,5%	32,1%	9,9%	5,4%
Females	14,2%	16,1%	38,5%	6,9%	24,4%
Age Group					
18-29 years	33,3%	30,7%	23,3%	3,7%	9,0%
30-39 years	13,0%	22,8%	30,4%	15,2%	18,5%
40-49 years	7,1%	19,1%	41,1%	15,6%	17,0%
50-59 years	11,9%	38,1%	22,6%	9,5%	17,9%
60-69 years	14,4%	34,2%	31,0%	11,8%	8,6%
Over 70 years	8,7%	7,0%	53,7%	,8%	29,8%
Education					
Elementary and middle school, vocational school	10,0%	19,9%	37,3%	8,7%	24,1%
High school and post-secondary school	20,6%	26,2%	33,7%	7,0%	12,4%
Higher education (bachelor, master, doctorate)	15,0%	25,8%	40,0%	9,2%	10,0%
Occupation					
State employee	7,5%	19,6%	39,6%	14,0%	19,2%
Private employee	35,5%	23,7%	35,5%	2,2%	3,2%
Farmer, agricultor	11,5%	69,2%	7,7%	7,7%	3,8%
Business owner, entrepreneur	34,5%	44,8%	13,8%	6,9%	
Retired	10,7%	16,5%	42,9%	6,1%	23,8%
Housekeeper, unemployed, without occupation	7,5%	34,0%	28,3%	13,2%	17,0%
High school student, university student	29,9%	31,5%	23,6%	3,9%	11,0%
Comparison to the October 2021 poll					
October 2021	24,0%	22,9%	26,0%	15,0%	12,1%

To what extent do you agree that refugees make up for the shortage of labor force due to the massive emigration of Romanians?



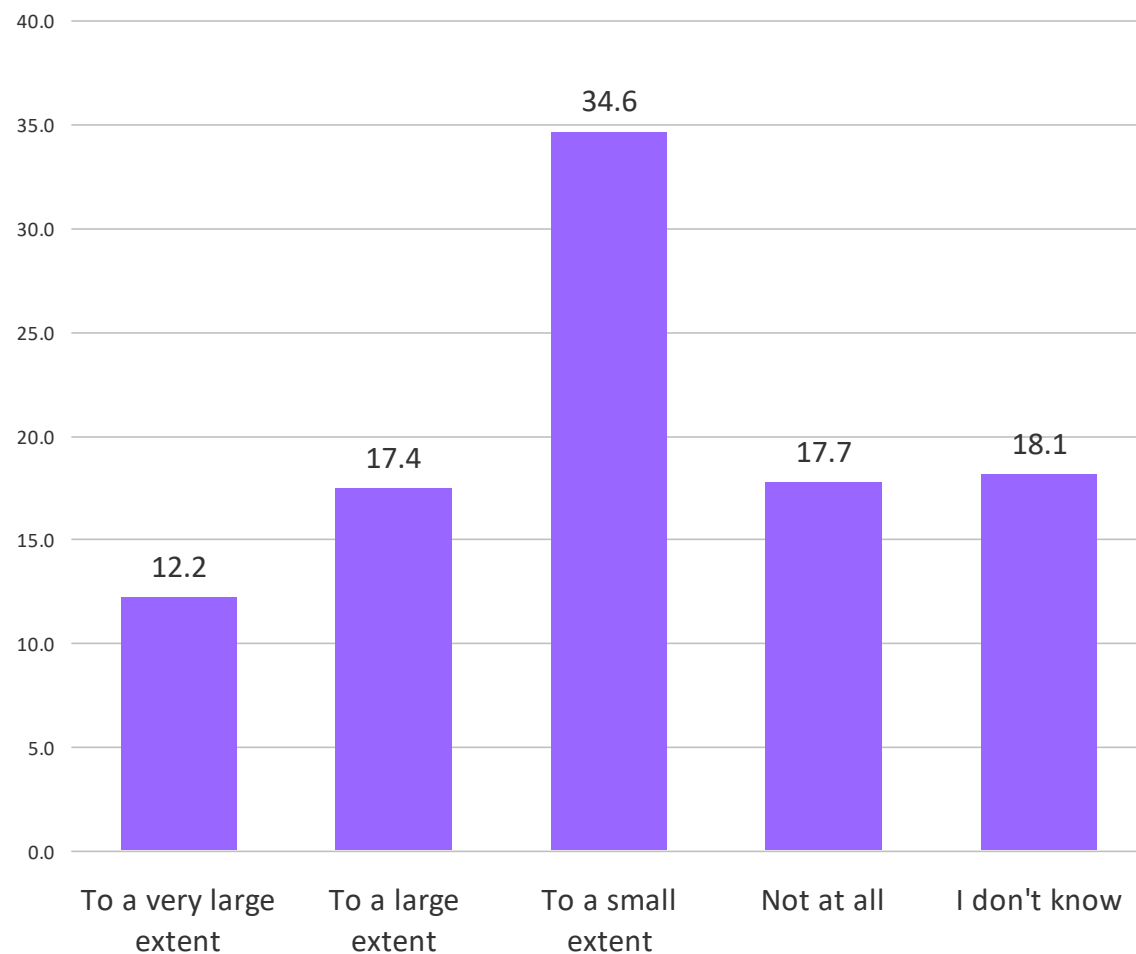
	To a very large extent	To a large extent	To a small extent	Not at all	I don't know
Region					
Bucharest-Ilfov	25,0%	18,8%	40,6%	9,4%	6,3%
Center (AB, BV, CV, HR, MS, SB)	17,0%	22,7%	28,4%	19,3%	12,5%
Northeast (BC, BT, IS, NT, SV, VS)	7,6%	25,2%	36,1%	14,3%	16,8%
Northwest (BH, BN, CJ, MM, SJ, SM)	26,0%	55,2%	7,3%	3,1%	8,3%
Southeast (BR, BZ, CT, GL, TL, VN)	16,0%	19,0%	26,0%	10,0%	29,0%
South-Muntenia (AG, CL, DB, GR, IL, PH, TR)	23,3%	19,0%	25,1%	11,4%	21,3%
Southwest-Oltenia (DJ, GJ, MH, OT, VL)	7,1%	17,2%	67,7%	4,0%	4,0%
West (AR, CS, HD, TM)	22,0%	30,5%	33,9%	1,7%	11,9%
Residence					
Cities over 200,000 inhabitants	23,1%	26,9%	38,5%	6,4%	5,1%
Cities with 100,000-200,000 inhabitants	34,6%	29,6%	25,9%	7,4%	2,5%
Cities with 30,000-100,000 inhabitants	28,1%	28,1%	26,3%	12,3%	5,3%
Towns with less than 30,000 inhabitants	27,1%	14,6%	21,9%	11,3%	25,1%
Rural commune or village	9,1%	27,8%	35,2%	10,4%	17,4%
Sex					
Males	15,5%	39,0%	29,1%	11,6%	4,8%
Females	20,0%	15,4%	31,8%	9,2%	23,7%
Age Group					
18-29 years	24,9%	34,9%	24,3%	6,9%	9,0%
30-39 years	10,9%	25,0%	29,3%	20,7%	14,1%
40-49 years	12,8%	29,8%	27,0%	15,6%	14,9%
50-59 years	13,1%	34,5%	25,0%	9,5%	17,9%
60-69 years	15,5%	23,0%	36,4%	16,6%	8,6%
Over 70 years	23,1%	9,9%	36,4%	,8%	29,8%
Education					
Elementary and middle school, vocational school	21,9%	21,1%	21,9%	11,9%	23,1%
High school and post-secondary school	16,7%	26,4%	36,8%	8,5%	11,6%
Higher education (bachelor, master, doctorate)	12,6%	27,7%	39,5%	9,2%	10,9%
Occupation					
State employee	7,2%	20,8%	38,9%	15,8%	17,4%
Private employee	39,1%	26,1%	26,1%	5,4%	3,3%
Farmer, agricultor	75,0%	8,3%	8,3%	8,3%	
Business owner, entrepreneur	35,7%	39,3%	25,0%		
Retired	16,5%	19,9%	30,6%	9,0%	24,0%
Housekeeper, unemployed, without occupation	7,7%	36,5%	32,7%	5,8%	17,3%
High school student, university student	21,4%	36,5%	23,0%	8,7%	10,3%
Comparison to the October 2021 poll					
October 2021	34,6%	25,7%	19,2%	9,1%	11,4%
March 2022	18,1%	23,9%	30,6%	10,6%	16,8%

To what extent do you agree that the refugees together with their children mitigate the effects of low birth rates and the aging population in Romania?



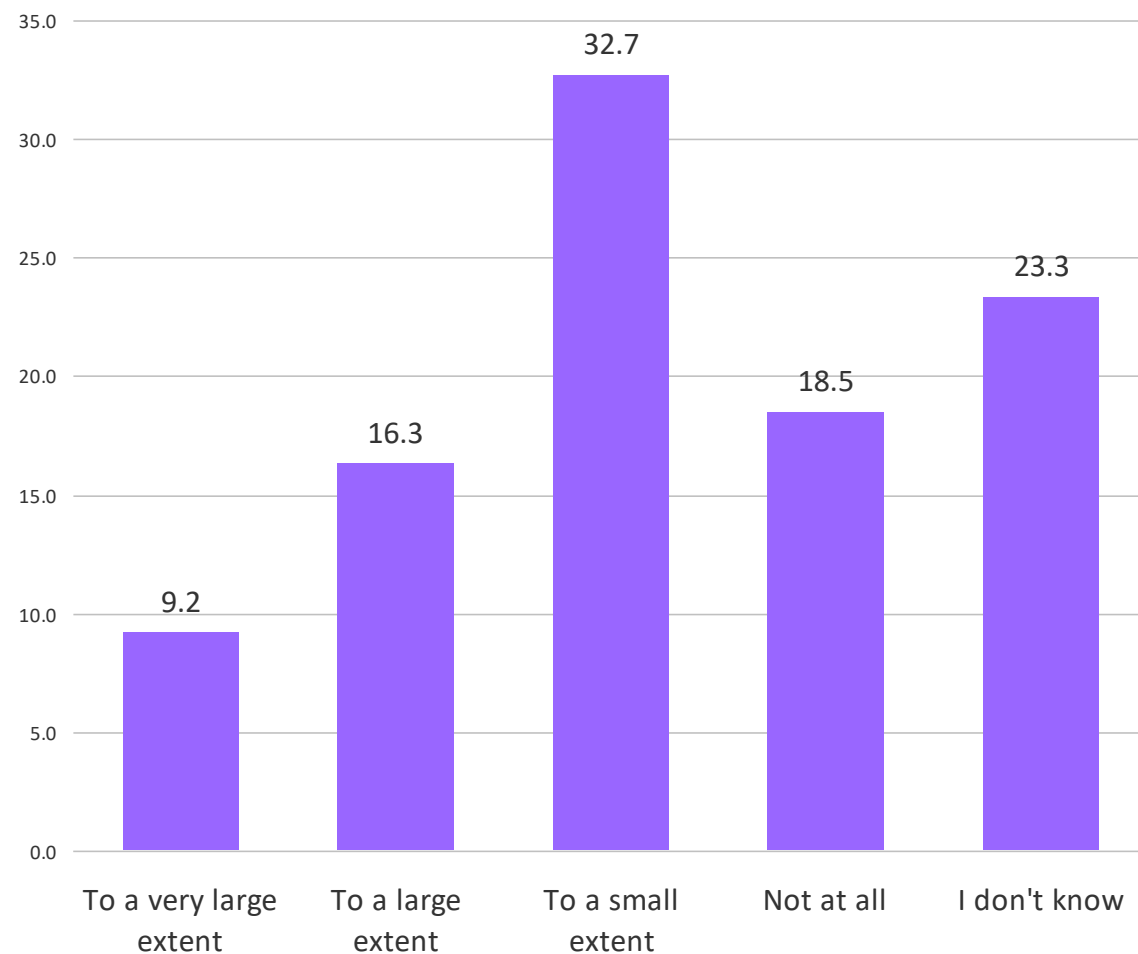
	To a very large extent	To a large extent	To a small extent	Not at all	I don't know
Region					
Bucharest-Ilfov	21,9%	21,9%	34,4%	12,5%	9,4%
Center (AB, BV, CV, HR, MS, SB)	12,2%	23,3%	22,2%	21,1%	21,1%
Northeast (BC, BT, IS, NT, SV, VS)	6,8%	18,6%	36,4%	18,6%	19,5%
Northwest (BH, BN, CJ, MM, SJ, SM)	26,3%	8,4%	52,6%	4,2%	8,4%
Southeast (BR, BZ, CT, GL, TL, VN)	16,2%	15,2%	28,3%	12,1%	28,3%
South-Muntenia (AG, CL, DB, GR, IL, PH, TR)	12,0%	30,0%	22,7%	14,9%	20,4%
Southwest-Oltenia (DJ, GJ, MH, OT, VL)	3,0%	15,2%	66,7%	11,1%	4,0%
West (AR, CS, HD, TM)	20,7%	29,3%	25,9%	5,2%	19,0%
Residence					
Cities over 200,000 inhabitants	20,8%	19,5%	37,7%	14,3%	7,8%
Cities with 100,000-200,000 inhabitants	28,4%	21,0%	29,6%	13,6%	7,4%
Cities with 30,000-100,000 inhabitants	27,6%	19,0%	34,5%	17,2%	1,7%
Towns with less than 30,000 inhabitants	18,7%	30,9%	22,0%	12,2%	16,3%
Rural commune or village	4,9%	18,7%	39,1%	13,4%	24,0%
Sex					
Males	14,1%	28,7%	38,0%	13,0%	6,2%
Females	12,8%	18,1%	30,6%	13,6%	24,9%
Age Group					
18-29 years	21,8%	23,4%	35,1%	11,2%	8,5%
30-39 years	10,8%	21,5%	24,7%	28,0%	15,1%
40-49 years	11,3%	27,7%	22,0%	17,7%	21,3%
50-59 years	10,7%	23,8%	31,0%	14,3%	20,2%
60-69 years	15,5%	10,7%	52,9%	11,8%	9,1%
Over 70 years	8,3%	26,1%	27,8%	7,9%	29,9%
Education					
Elementary and middle school, vocational school	12,2%	26,1%	23,4%	16,2%	22,1%
High school and post-secondary school	14,8%	17,5%	42,5%	10,9%	14,3%
Higher education (bachelor, master, doctorate)	11,7%	25,0%	35,0%	12,5%	15,8%
Occupation					
State employee	6,0%	18,1%	35,1%	20,4%	20,4%
Private employee	37,0%	26,1%	26,1%	5,4%	5,4%
Farmer, agricultor	4,2%	8,3%	8,3%	79,2%	
Business owner, entrepreneur	34,5%	37,9%	17,2%	6,9%	3,4%
Retired	10,2%	23,5%	36,0%	6,1%	24,1%
Housekeeper, unemployed, without occupation	5,9%	31,4%	29,4%	17,6%	15,7%
High school student, university student	18,9%	19,7%	37,8%	11,8%	11,8%
Comparison to the October 2021 poll					
October 2021	21,1%	20,1%	27,9%	14,3%	16,7%
March 2022	12,8%	21,6%	33,8%	14,0%	17,7%

To what extent do you agree that refugees take jobs from Romanians?



	To a very large extent	To a large extent	To a small extent	Not at all	I don't know
Region					
Bucharest-Ilfov	25,0%	12,5%	31,3%	28,1%	3,1%
Center (AB, BV, CV, HR, MS, SB)	11,2%	11,2%	47,2%	14,6%	15,7%
Northeast (BC, BT, IS, NT, SV, VS)	15,1%	21,0%	26,1%	14,3%	23,5%
Northwest (BH, BN, CJ, MM, SJ, SM)	13,8%	1,1%	54,3%	13,8%	17,0%
Southeast (BR, BZ, CT, GL, TL, VN)	11,0%	11,0%	35,0%	15,0%	28,0%
South-Muntenia (AG, CL, DB, GR, IL, PH, TR)	13,7%	27,9%	20,9%	17,4%	20,1%
Southwest-Oltenia (DJ, GJ, MH, OT, VL)		6,1%	63,6%	27,3%	3,0%
West (AR, CS, HD, TM)	14,0%	26,3%	17,5%	31,6%	10,5%
Residence					
Cities over 200,000 inhabitants	14,3%	9,1%	26,0%	39,0%	11,7%
Cities with 100,000-200,000 inhabitants	23,8%	15,0%	28,8%	30,0%	2,5%
Cities with 30,000-100,000 inhabitants	6,9%	8,6%	43,1%	29,3%	12,1%
Towns with less than 30,000 inhabitants	22,0%	19,5%	24,4%	17,1%	17,1%
Rural commune or village	5,9%	20,0%	39,1%	13,0%	22,1%
Sex					
Males	10,4%	19,7%	43,4%	19,4%	7,0%
Females	13,5%	16,8%	27,5%	18,1%	24,2%
Age Group					
18-29 years	17,5%	9,0%	28,6%	33,3%	11,6%
30-39 years	15,2%	10,9%	39,1%	19,6%	15,2%
40-49 years	4,3%	19,1%	44,0%	12,1%	20,6%
50-59 years	7,1%	11,9%	34,5%	23,8%	22,6%
60-69 years	9,1%	21,4%	49,7%	13,4%	6,4%
Over 70 years	16,2%	26,1%	16,6%	12,4%	28,6%
Education					
Elementary and middle school, vocational school	14,7%	25,9%	19,2%	14,7%	25,6%
High school and post-secondary school	11,9%	12,1%	45,6%	18,9%	11,4%
Higher education (bachelor, master, doctorate)	5,0%	11,7%	40,8%	30,8%	11,7%
Occupation					
State employee	6,0%	15,5%	38,9%	18,1%	21,5%
Private employee	11,8%	12,9%	35,5%	29,0%	10,8%
Farmer, agricultor	8,0%	4,0%	4,0%	80,0%	4,0%
Business owner, entrepreneur	27,6%	31,0%	24,1%	13,8%	3,4%
Retired	16,5%	26,0%	30,9%	6,4%	20,2%
Housekeeper, unemployed, without occupation	15,4%	11,5%	44,2%	9,6%	19,2%
High school student, university student	10,3%	7,9%	31,7%	38,1%	11,9%
Comparison to the October 2021 poll					
October 2021	14,4%	16,1%	34,7%	20,9%	13,9%
March 2022	12,2%	17,4%	34,6%	17,7%	18,1%

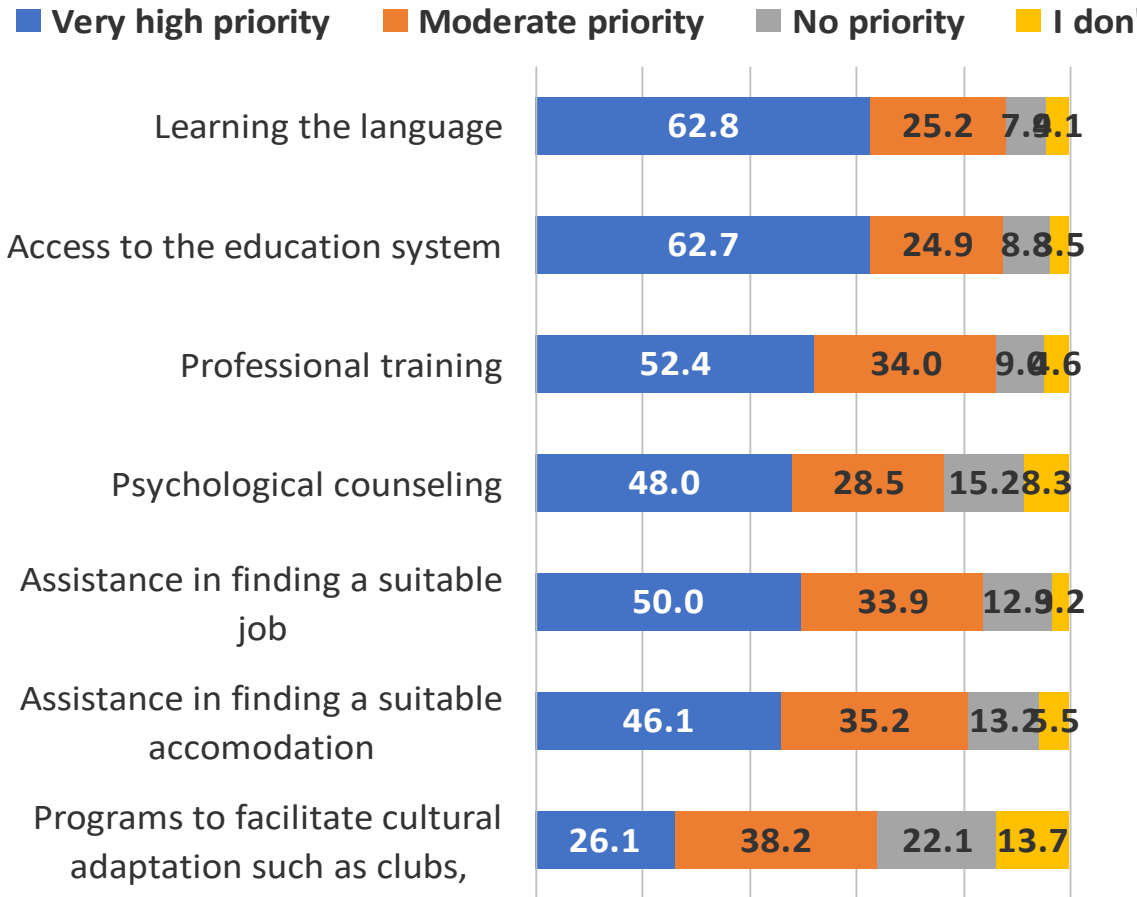
To what extent do you agree that refugees bring diseases and viruses with which Romanians are not accustomed?



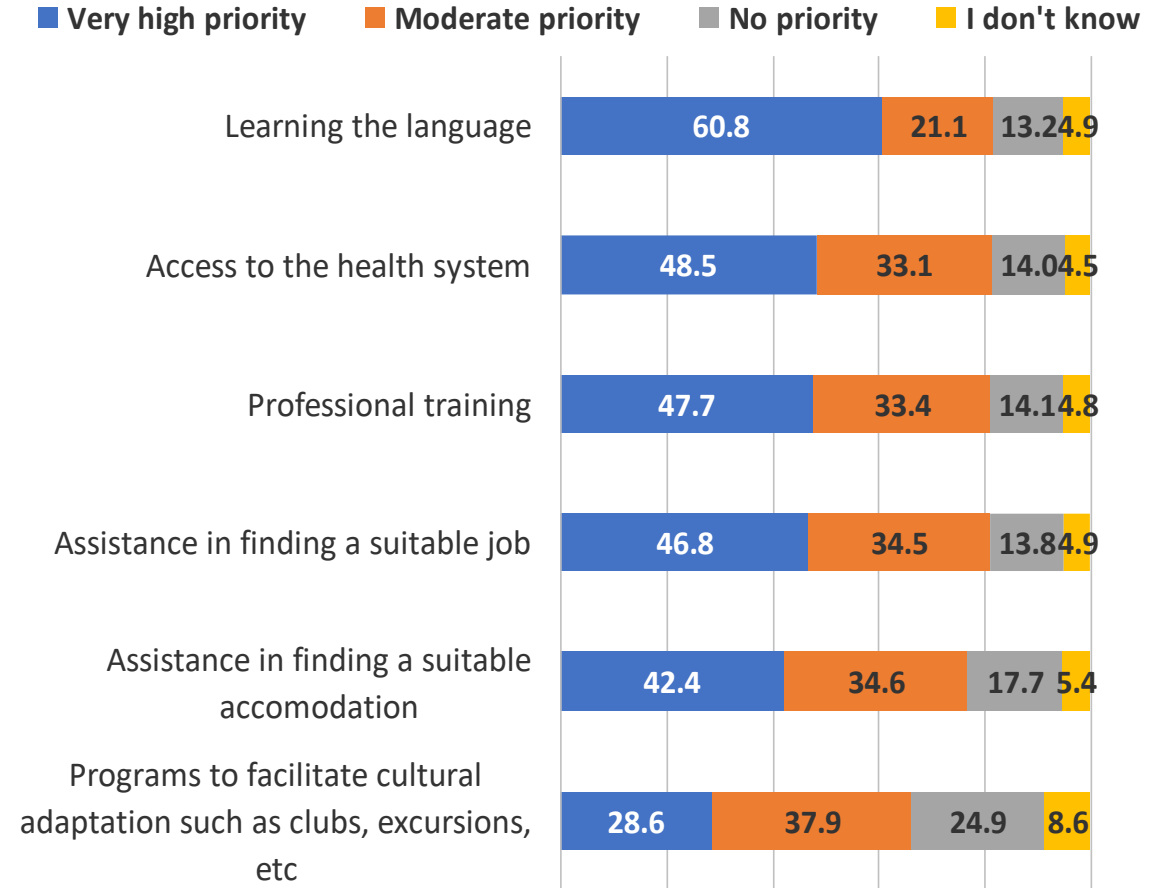
	To a very large extent	To a large extent	To a small extent	Not at all	I don't know
Region					
Bucharest-Ilfov	25,8%	9,7%	25,8%	32,3%	6,5%
Center (AB, BV, CV, HR, MS, SB)	8,0%	4,5%	40,9%	26,1%	20,5%
Northeast (BC, BT, IS, NT, SV, VS)	11,0%	11,9%	33,1%	19,5%	24,6%
Northwest (BH, BN, CJ, MM, SJ, SM)	10,6%	10,6%	43,6%	16,0%	19,1%
Sourtheast (BR, BZ, CT, GL, TL, VN)	15,0%	11,0%	29,0%	16,0%	29,0%
South-Muntenia (AG, CL, DB, GR, IL, PH, TR)	7,8%	26,5%	22,7%	13,1%	29,9%
Southwest-Oltenia (DJ, GJ, MH, OT, VL)		11,0%	54,0%	30,0%	5,0%
West (AR, CS, HD, TM)	3,4%	15,5%	41,4%	20,7%	19,0%
Residence					
Cities over 200,000 inhabitants	15,6%	7,8%	23,4%	33,8%	19,5%
Cities with 100,000-200,000 inhabitants	8,5%	25,6%	23,2%	31,7%	11,0%
Cities with 30,000-100,000 inhabitants	6,9%	6,9%	36,2%	37,9%	12,1%
Towns with less than 30,000 inhabitants	13,4%	11,7%	29,1%	16,2%	29,6%
Rural commune or village	5,7%	19,7%	38,1%	12,7%	23,7%
Sex					
Males	10,7%	19,7%	40,0%	17,2%	12,4%
Females	7,8%	14,2%	29,0%	19,5%	29,5%
Age Group					
18-29 years	13,8%	14,8%	19,6%	36,5%	15,3%
30-39 years	12,1%	4,4%	35,2%	29,7%	18,7%
40-49 years	5,0%	14,3%	41,4%	17,9%	21,4%
50-59 years	7,1%	12,9%	32,9%	21,2%	25,9%
60-69 years	6,4%	18,2%	44,4%	18,2%	12,8%
Over 70 years	8,7%	22,7%	29,8%	,8%	38,0%
Education					
Elementary and middle school, vocational school	9,4%	21,3%	25,6%	11,2%	32,5%
High school and post-secondary school	9,5%	11,9%	38,8%	24,5%	15,3%
Higher education (bachelor, master, doctorate)	5,8%	14,2%	39,2%	23,3%	17,5%
Occupation					
State employee	4,9%	7,9%	40,4%	23,0%	23,8%
Private employee	10,9%	5,4%	42,4%	29,3%	12,0%
Farmer, agricultor	4,0%	4,0%	4,0%	16,0%	72,0%
Business owner, entrepreneur	32,1%	32,1%	17,9%	14,3%	3,6%
Retired	9,3%	26,4%	33,3%	5,2%	25,8%
Housekeeper, unemployed, without occupation	15,1%	13,2%	34,0%	13,2%	24,5%
High school student, university student	7,8%	14,8%	19,5%	41,4%	16,4%

If a refugee person decides to stay in Romania, what special programs should have priority to help him / her to get integrated into the Romanian society and economy?

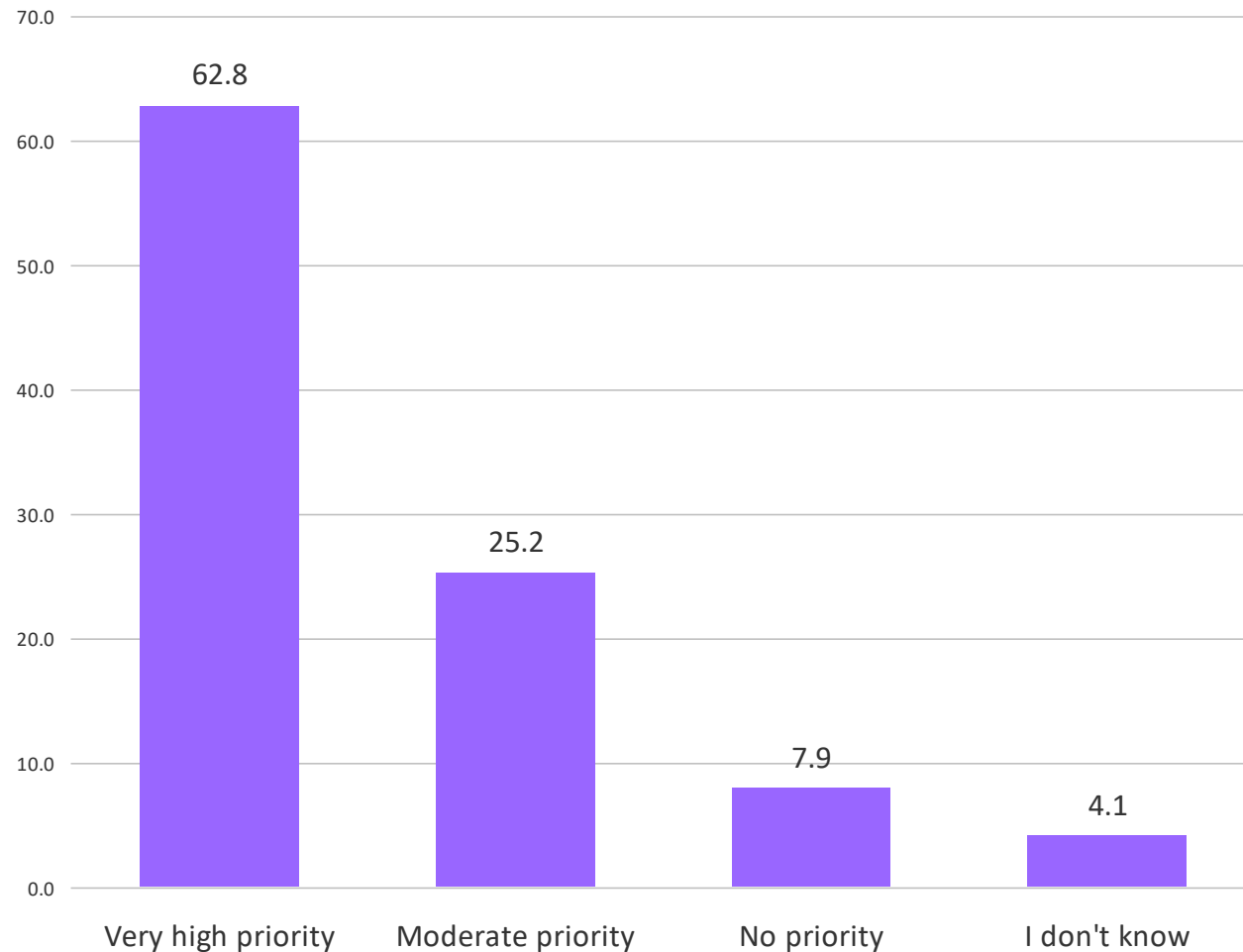
March 2022



October 2021

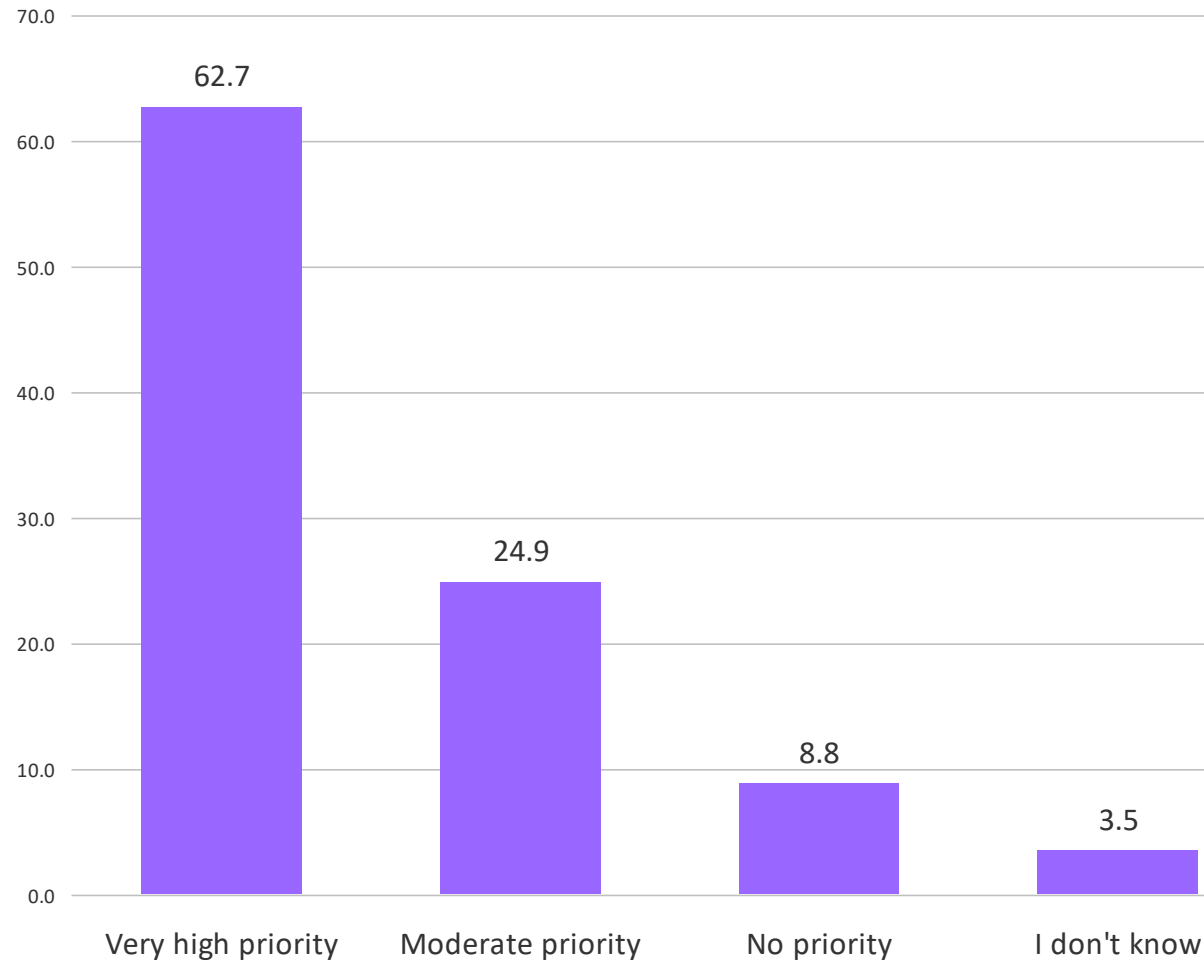


If a refugee person decides to stay in Romania, what special programs should have priority to help him / her to get integrated into the Romanian society and economy? [Learning the language]



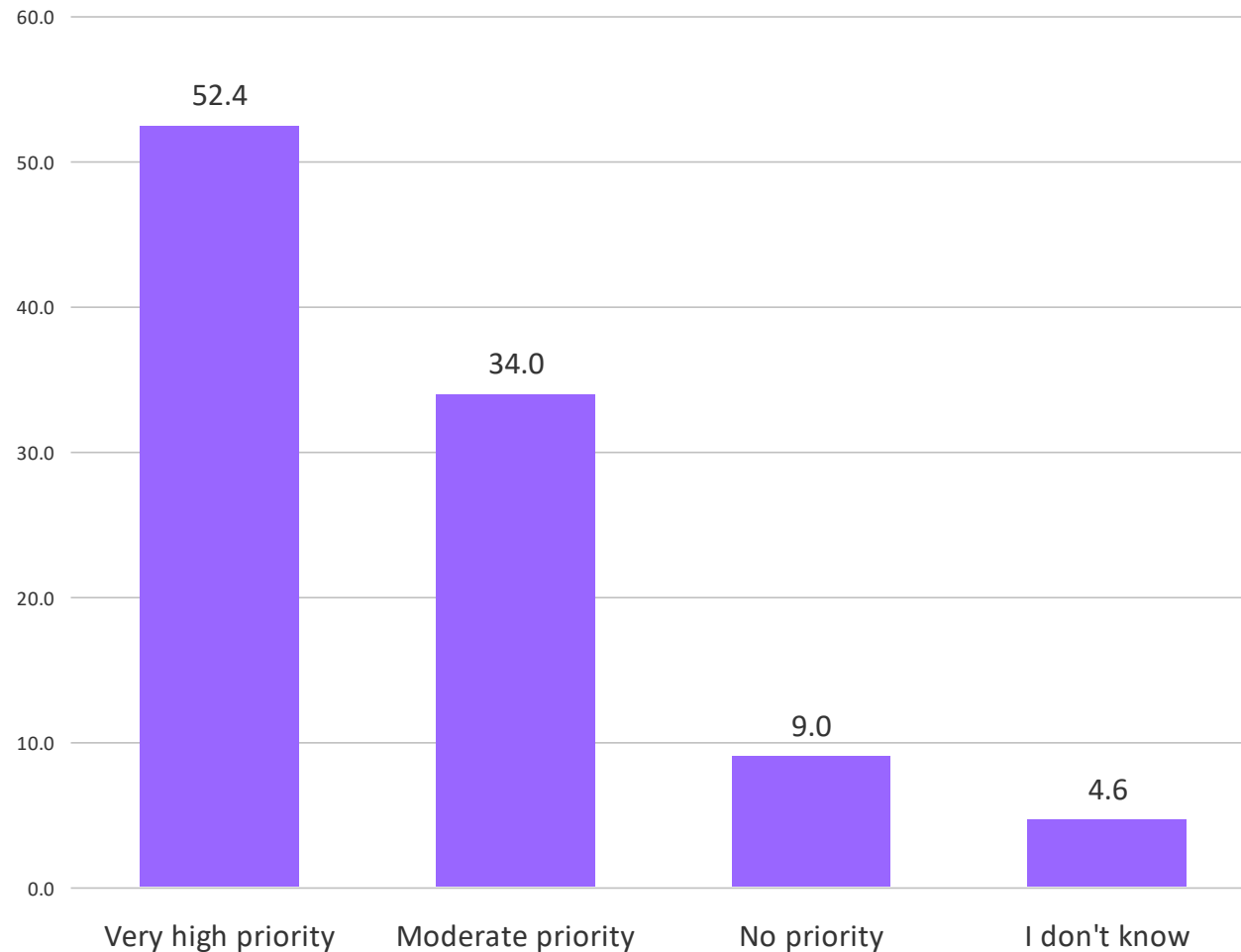
	Very high priority	Moderate priority	No priority	I don't know
Region				
Bucharest-Ilfov	80,6%	12,9%	6,5%	
Center (AB, BV, CV, HR, MS, SB)	78,4%	20,5%	1,1%	
Northeast (BC, BT, IS, NT, SV, VS)	60,5%	31,9%	2,5%	5,0%
Northwest (BH, BN, CJ, MM, SJ, SM)	81,9%	11,7%		6,4%
Southeast (BR, BZ, CT, GL, TL, VN)	59,0%	28,0%	8,0%	5,0%
South-Muntenia (AG, CL, DB, GR, IL, PH, TR)	58,0%	30,9%	5,5%	5,5%
Southwest-Oltenia (DJ, GJ, MH, OT, VL)	48,5%	15,2%	36,4%	
West (AR, CS, HD, TM)	75,4%	15,8%		8,8%
Residence				
Cities over 200,000 inhabitants	85,7%	10,4%	3,9%	
Cities with 100,000-200,000 inhabitants	66,7%	30,9%	2,5%	
Cities with 30,000-100,000 inhabitants	70,2%	21,1%	8,8%	
Towns with less than 30,000 inhabitants	69,5%	23,2%	,8%	6,5%
Rural commune or village	55,5%	27,1%	12,1%	5,3%
Sex				
Males	65,1%	28,5%	5,4%	1,1%
Females	62,4%	22,2%	8,8%	6,6%
Age Group				
18-29 years	74,6%	22,8%	1,6%	1,1%
30-39 years	72,5%	18,7%	4,4%	4,4%
40-49 years	66,0%	24,1%	7,8%	2,1%
50-59 years	69,9%	14,5%	4,8%	10,8%
60-69 years	61,0%	32,1%	5,9%	1,1%
Over 70 years	49,8%	26,1%	14,9%	9,1%
Education				
Elementary and middle school, vocational school	54,4%	34,7%	6,2%	4,7%
High school and post-secondary school	66,8%	18,9%	10,2%	4,1%
Higher education (bachelor, master, doctorate)	82,5%	10,8%	1,7%	5,0%
Occupation				
State employee	65,3%	22,3%	7,5%	4,9%
Private employee	85,9%	12,0%	2,2%	
Farmer, agricultor	88,0%	4,0%	8,0%	
Business owner, entrepreneur	66,7%	33,3%		
Retired	51,7%	30,8%	10,5%	7,0%
Housekeeper, unemployed, without occupation	51,0%	31,4%	13,7%	3,9%
High school student, university student	75,8%	21,1%	1,6%	1,6%
Comparison to the October 2021 poll				

If a refugee person decides to stay in Romania, what special programs should have priority to help him / her to get integrated into the Romanian society and economy? [Access to the education system]



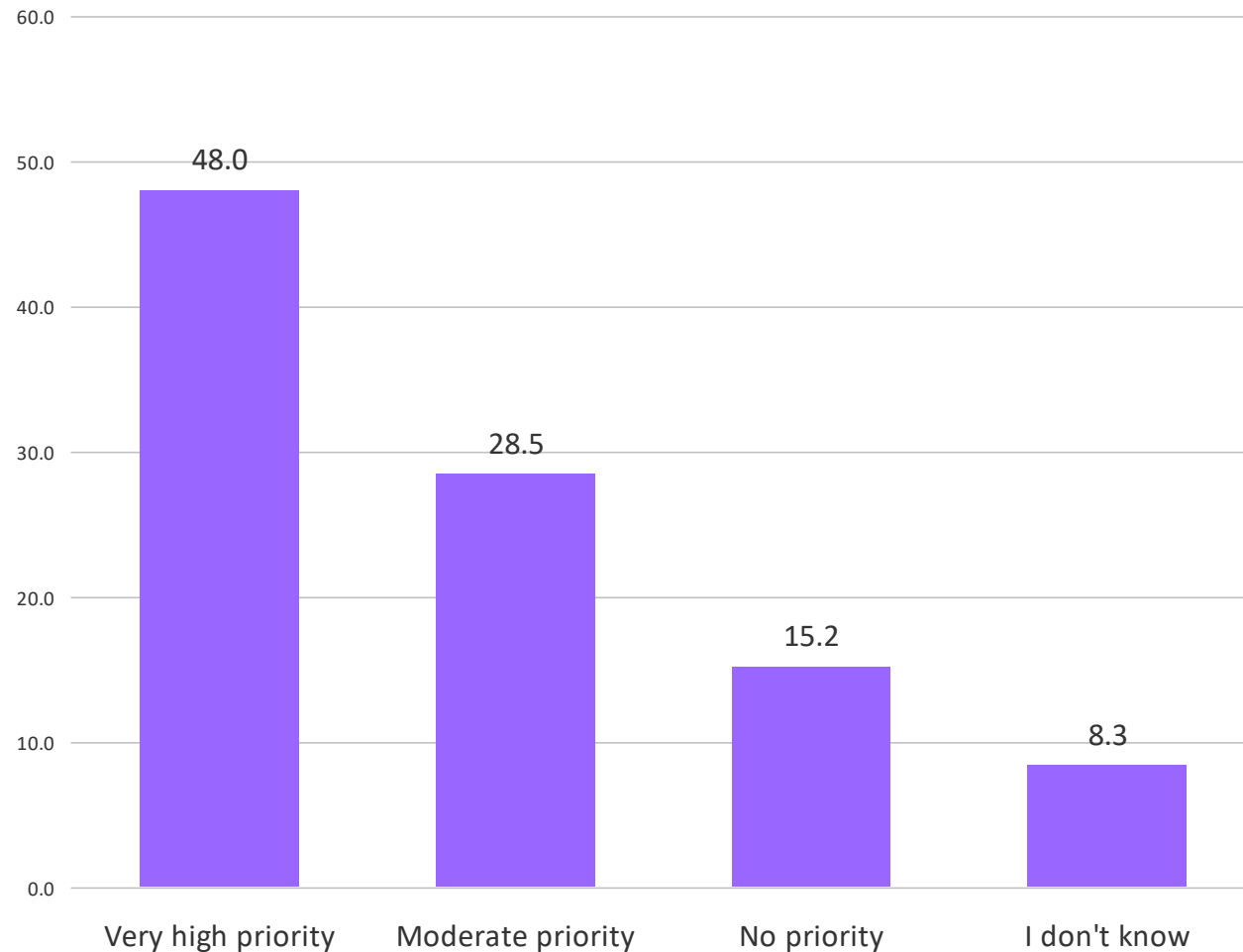
Region	Very high priority	Moderate priority	No priority	I don't know
Bucharest-Ilfov	64,5%	16,1%	19,4%	
Center (AB, BV, CV, HR, MS, SB)	77,3%	21,6%	1,1%	
Northeast (BC, BT, IS, NT, SV, VS)	56,3%	34,5%	2,5%	6,7%
Northwest (BH, BN, CJ, MM, SJ, SM)	91,5%	2,1%		6,4%
Sourtheast (BR, BZ, CT, GL, TL, VN)	56,6%	32,3%	8,1%	3,0%
South-Muntenia (AG, CL, DB, GR, IL, PH, TR)	59,8%	29,7%	6,7%	3,8%
Southwest-Oltenia (DJ, GJ, MH, OT, VL)	47,0%	17,0%	36,0%	
West (AR, CS, HD, TM)	63,2%	28,1%		8,8%
Residence				
Cities over 200,000 inhabitants	81,8%	11,7%	6,5%	
Cities with 100,000-200,000 inhabitants	77,8%	19,8%	2,5%	
Cities with 30,000-100,000 inhabitants	73,7%	19,3%	7,0%	
Towns with less than 30,000 inhabitants	65,6%	27,5%	1,2%	5,7%
Rural commune or village	54,1%	27,8%	13,4%	4,7%
Sex				
Males	61,4%	27,6%	6,8%	4,2%
Females	63,6%	23,7%	9,2%	3,6%
Age Group				
18-29 years	79,3%	16,0%	3,2%	1,6%
30-39 years	70,7%	19,6%	3,3%	6,5%
40-49 years	61,7%	25,5%	9,2%	3,5%
50-59 years	70,2%	14,3%	4,8%	10,7%
60-69 years	52,7%	40,3%	7,0%	
Over 70 years	53,1%	26,1%	15,4%	5,4%
Education				
Elementary and middle school, vocational school	57,3%	32,8%	7,4%	2,5%
High school and post-secondary school	65,0%	18,7%	11,2%	5,1%
Higher education (bachelor, master, doctorate)	72,5%	20,8%	1,7%	5,0%
Occupation				
State employee	58,5%	27,5%	7,2%	6,8%
Private employee	82,8%	10,8%	6,5%	
Farmer, agricultor	88,0%	4,0%	8,0%	
Business owner, entrepreneur	64,3%	35,7%		
Retired	52,6%	32,1%	11,6%	3,8%
Housekeeper, unemployed, without occupation	47,2%	32,1%	15,1%	5,7%
High school student, university student	85,0%	10,2%	2,4%	2,4%
Comparison to the October 2021 poll				
October 2021 (acces to the health system)	48,5%	33,1%	14,0%	4,5%
March 2022 (acces to the education system)	62,7%	24,9%	8,8%	3,5%

If a refugee person decides to stay in Romania, what special programs should have priority to help him / her to get integrated into the Romanian society and economy? [Professional training]



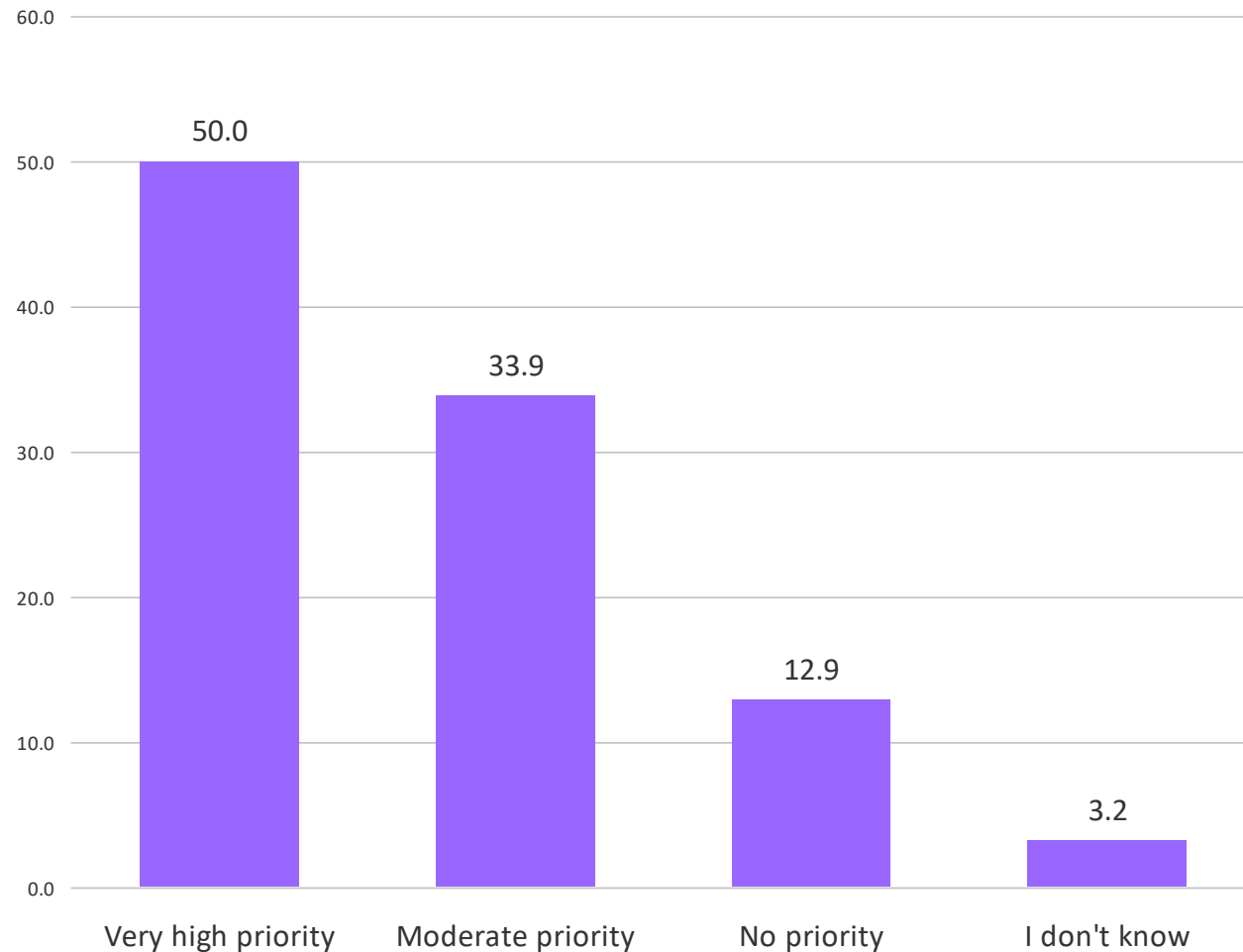
	Very high priority	Moderate priority	No priority	I don't know
Region				
Bucharest-Ilfov	51,6%	29,0%	19,4%	
Center (AB, BV, CV, HR, MS, SB)	57,3%	41,6%	1,1%	
Northeast (BC, BT, IS, NT, SV, VS)	39,5%	46,2%	5,9%	8,4%
Northwest (BH, BN, CJ, MM, SJ, SM)	72,3%	21,3%		6,4%
Southeast (BR, BZ, CT, GL, TL, VN)	45,0%	44,0%	8,0%	3,0%
South-Muntenia (AG, CL, DB, GR, IL, PH, TR)	52,9%	34,9%	6,1%	6,1%
Southwest-Oltenia (DJ, GJ, MH, OT, VL)	50,5%	13,1%	36,4%	
West (AR, CS, HD, TM)	55,2%	32,8%	1,7%	10,3%
Residence				
Cities over 200,000 inhabitants	67,9%	23,1%	7,7%	1,30%
Cities with 100,000-200,000 inhabitants	60,5%	35,8%	3,7%	
Cities with 30,000-100,000 inhabitants	70,7%	19,0%	10,3%	
Towns with less than 30,000 inhabitants	57,3%	35,4%	1,6%	5,7%
Rural commune or village	43,9%	36,4%	13,1%	6,6%
Sex				
Males	50,1%	40,8%	7,3%	1,7%
Females	54,1%	29,8%	9,3%	6,7%
Age Group				
18-29 years	66,0%	27,7%	4,8%	1,6%
30-39 years	32,3%	53,8%	5,4%	8,6%
40-49 years	52,9%	36,4%	8,6%	2,1%
50-59 years	57,8%	26,5%	4,8%	10,8%
60-69 years	55,6%	38,0%	6,4%	
Over 70 years	46,1%	29,5%	15,4%	9,1%
Education				
Elementary and middle school, vocational school	48,8%	38,3%	7,2%	5,7%
High school and post-secondary school	55,1%	29,4%	11,4%	4,1%
Higher education (bachelor, master, doctorate)	56,7%	35,0%	3,3%	5,0%
Occupation				
State employee	46,8%	38,5%	7,9%	6,8%
Private employee	73,9%	19,6%	6,5%	
Farmer, agricultor	84,6%	7,7%	7,7%	
Business owner, entrepreneur	51,7%	41,4%	6,9%	
Retired	47,1%	35,8%	10,8%	6,4%
Housekeeper, unemployed, without occupation	28,8%	51,9%	13,5%	5,8%
High school student, university student	67,7%	26,8%	3,1%	2,4%
Comparison to the October 2021 poll				
	47,7%	33,4%	14,9%	4,0%

If a refugee person decides to stay in Romania, what special programs should have priority to help him / her to get integrated into the Romanian society and economy? [Psychological counseling]



Region	Very high priority	Moderate priority	No priority	I don't know
Bucharest-Ilfov	46,9%	34,4%	18,8%	
Center (AB, BV, CV, HR, MS, SB)	48,3%	42,7%	4,5%	4,5%
Northeast (BC, BT, IS, NT, SV, VS)	50,4%	39,5%	2,5%	7,6%
Northwest (BH, BN, CJ, MM, SJ, SM)	71,6%	13,7%	8,4%	6,3%
Southeast (BR, BZ, CT, GL, TL, VN)	47,5%	35,4%	14,1%	3,0%
South-Muntenia (AG, CL, DB, GR, IL, PH, TR)	44,6%	22,7%	18,1%	14,6%
Southwest-Oltenia (DJ, GJ, MH, OT, VL)	34,3%	28,3%	36,4%	1,0%
West (AR, CS, HD, TM)	48,3%	41,4%		10,3%
Residence				
Cities over 200,000 inhabitants	69,2%	23,1%	6,4%	1,30%
Cities with 100,000-200,000 inhabitants	65,4%	21,0%	13,6%	
Cities with 30,000-100,000 inhabitants	61,4%	22,8%	10,5%	5,30%
Towns with less than 30,000 inhabitants	49,4%	29,1%	7,7%	13,8%
Rural commune or village	39,3%	32,5%	19,7%	8,5%
Sex				
Males	51,0%	31,8%	14,6%	2,5%
Females	46,1%	27,8%	14,2%	11,9%
Age Group				
18-29 years	62,2%	24,5%	10,6%	2,7%
30-39 years	44,0%	41,8%	4,4%	9,9%
40-49 years	50,0%	37,1%	11,4%	1,4%
50-59 years	61,4%	20,5%	4,8%	13,3%
60-69 years	48,4%	26,9%	20,4%	4,3%
Over 70 years	32,8%	28,6%	21,2%	17,4%
Education				
Elementary and middle school, vocational school	43,5%	29,1%	15,4%	11,9%
High school and post-secondary school	51,9%	26,5%	15,8%	5,8%
Higher education (bachelor, master, doctorate)	48,3%	40,8%	5,0%	5,8%
Occupation				
State employee	43,0%	40,0%	9,8%	7,2%
Private employee	57,6%	21,7%	19,6%	1,1%
Farmer, agricultor	84,0%	8,0%	8,0%	
Business owner, entrepreneur	59,3%	40,7%		
Retired	39,0%	26,7%	19,8%	14,5%
Housekeeper, unemployed, without occupation	42,3%	34,6%	13,5%	9,6%
High school student, university student	68,3%	19,0%	9,5%	3,2%

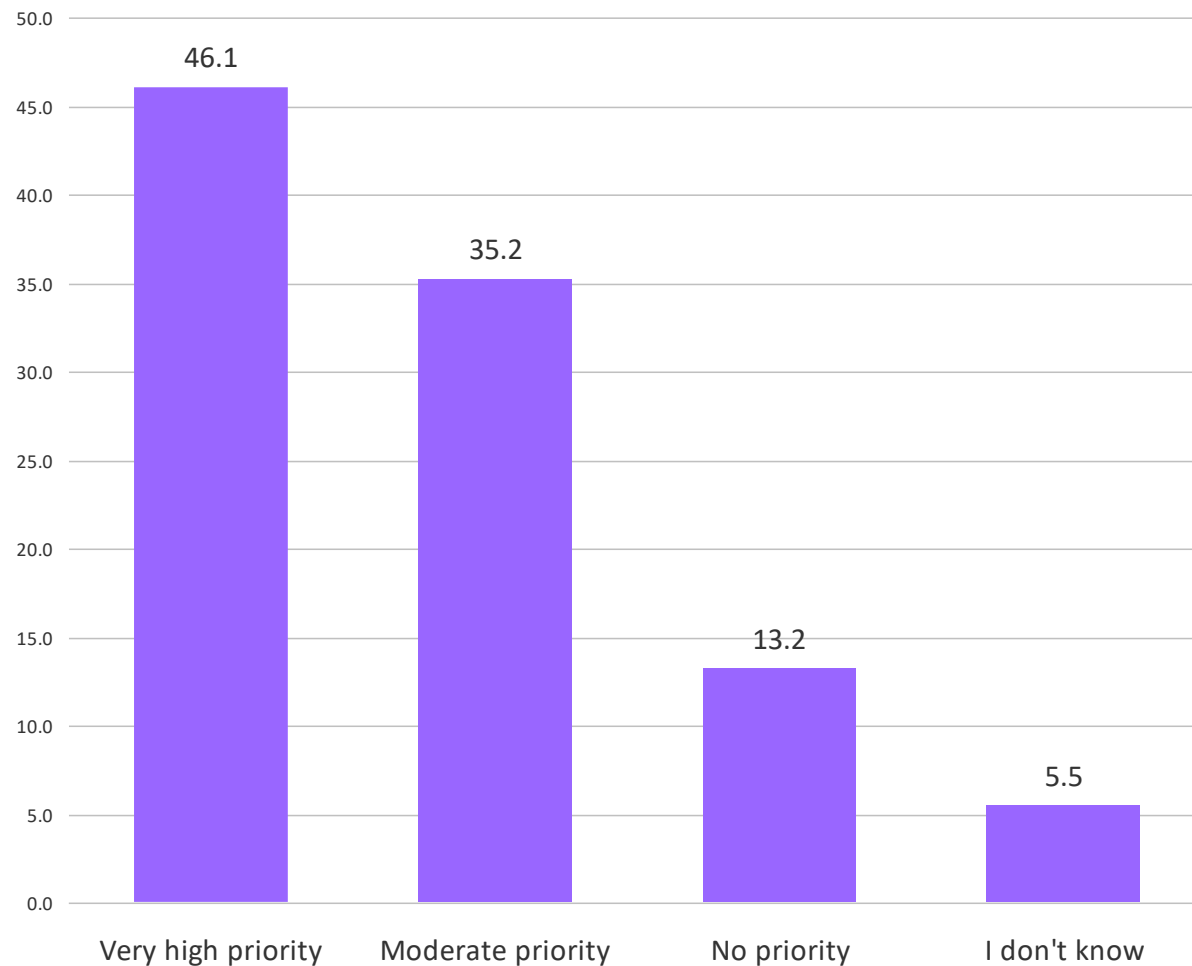
If a refugee person decides to stay in Romania, what special programs should have priority to help him / her to get integrated into the Romanian society and economy? [Assistance in finding a suitable job]



	Very high priority	Moderate priority	No priority	I don't know
Region				
Bucharest-Ilfov	51,6%	35,5%	12,9%	
Center (AB, BV, CV, HR, MS, SB)	65,2%	30,3%	4,5%	
Northeast (BC, BT, IS, NT, SV, VS)	44,5%	43,7%	5,0%	6,7%
Northwest (BH, BN, CJ, MM, SJ, SM)	44,7%	30,9%	18,1%	6,4%
Southeast (BR, BZ, CT, GL, TL, VN)	58,0%	26,0%	13,0%	3,0%
South-Muntenia (AG, CL, DB, GR, IL, PH, TR)	54,1%	35,2%	7,6%	3,2%
Southwest-Oltenia (DJ, GJ, MH, OT, VL)	26,0%	30,0%	44,0%	
West (AR, CS, HD, TM)	47,4%	43,9%		8,8%
Residence				
Cities over 200,000 inhabitants	61,0%	31,2%	7,8%	
Cities with 100,000-200,000 inhabitants	65,0%	22,5%	12,5%	
Cities with 30,000-100,000 inhabitants	50,9%	21,1%	28,1%	
Towns with less than 30,000 inhabitants	54,5%	31,7%	7,3%	6,5%
Rural commune or village	42,8%	40,3%	13,3%	3,6%
Sex				
Males	41,4%	45,4%	9,6%	3,7%
Females	54,9%	27,8%	13,8%	3,5%
Age Group				
18-29 years	59,3%	28,0%	11,1%	1,6%
30-39 years	62,0%	28,3%	4,3%	5,4%
40-49 years	42,6%	37,6%	18,4%	1,4%
50-59 years	56,0%	26,2%	6,0%	11,9%
60-69 years	43,3%	49,2%	7,5%	
Over 70 years	44,6%	31,8%	18,2%	5,4%
Education				
Elementary and middle school, vocational school	51,2%	34,3%	13,9%	,5%
High school and post-secondary school	49,3%	32,5%	12,1%	6,1%
Higher education (bachelor, master, doctorate)	46,7%	42,5%	5,8%	5,0%
Occupation				
State employee	44,5%	40,0%	9,8%	5,7%
Private employee	66,3%	19,6%	14,1%	
Farmer, agricultor	84,0%	8,0%	8,0%	
Business owner, entrepreneur	60,7%	39,3%		
Retired	42,3%	40,3%	13,6%	3,8%
Housekeeper, unemployed, without occupation	45,3%	35,8%	13,2%	5,7%
High school student, university student	61,4%	22,0%	14,2%	2,4%
Comparison to the October 2021 poll				

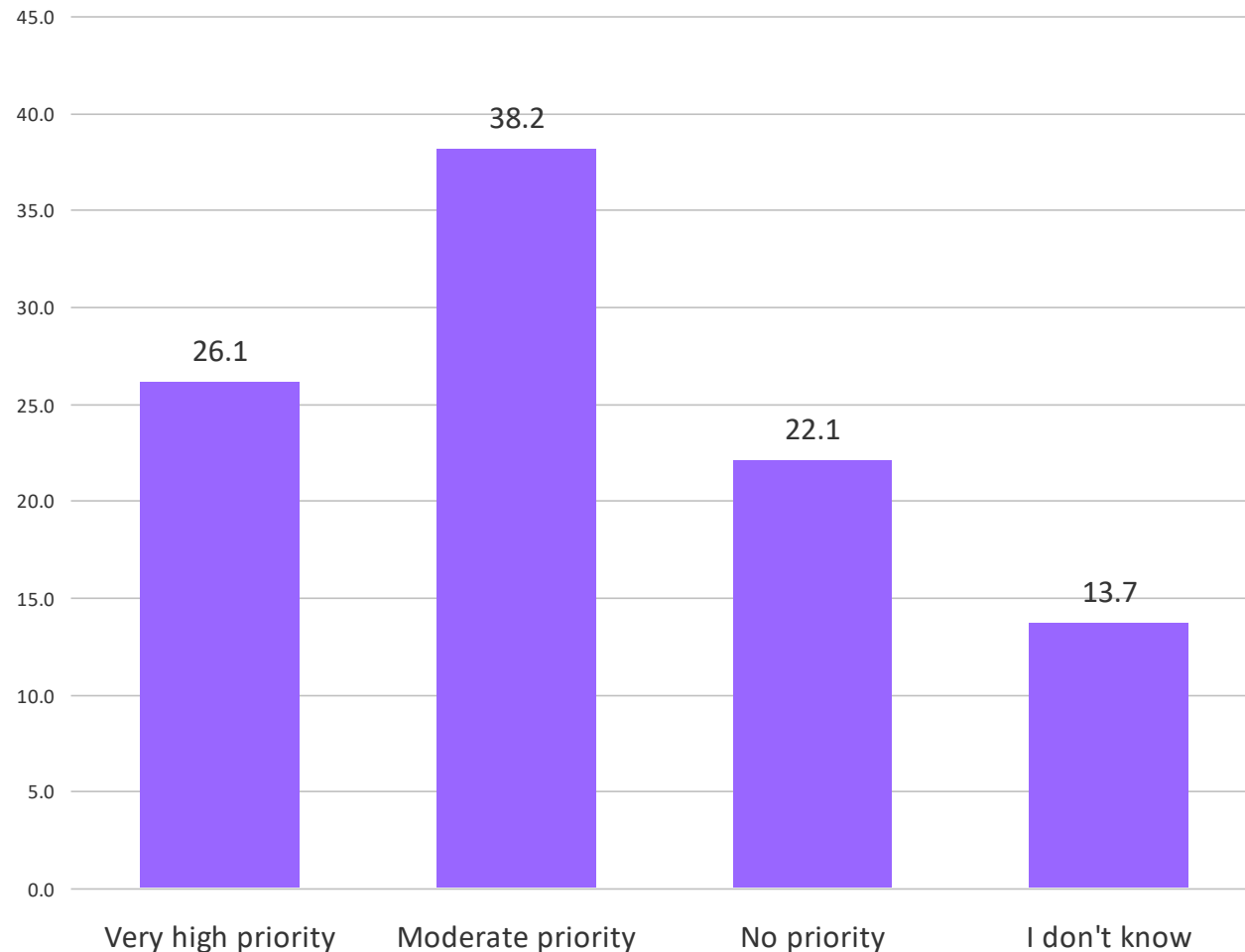
If a refugee person decides to stay in Romania, what special programs should have priority to help him / her to get integrated into the Romanian society and economy?

[Assistance in finding a suitable accommodation]



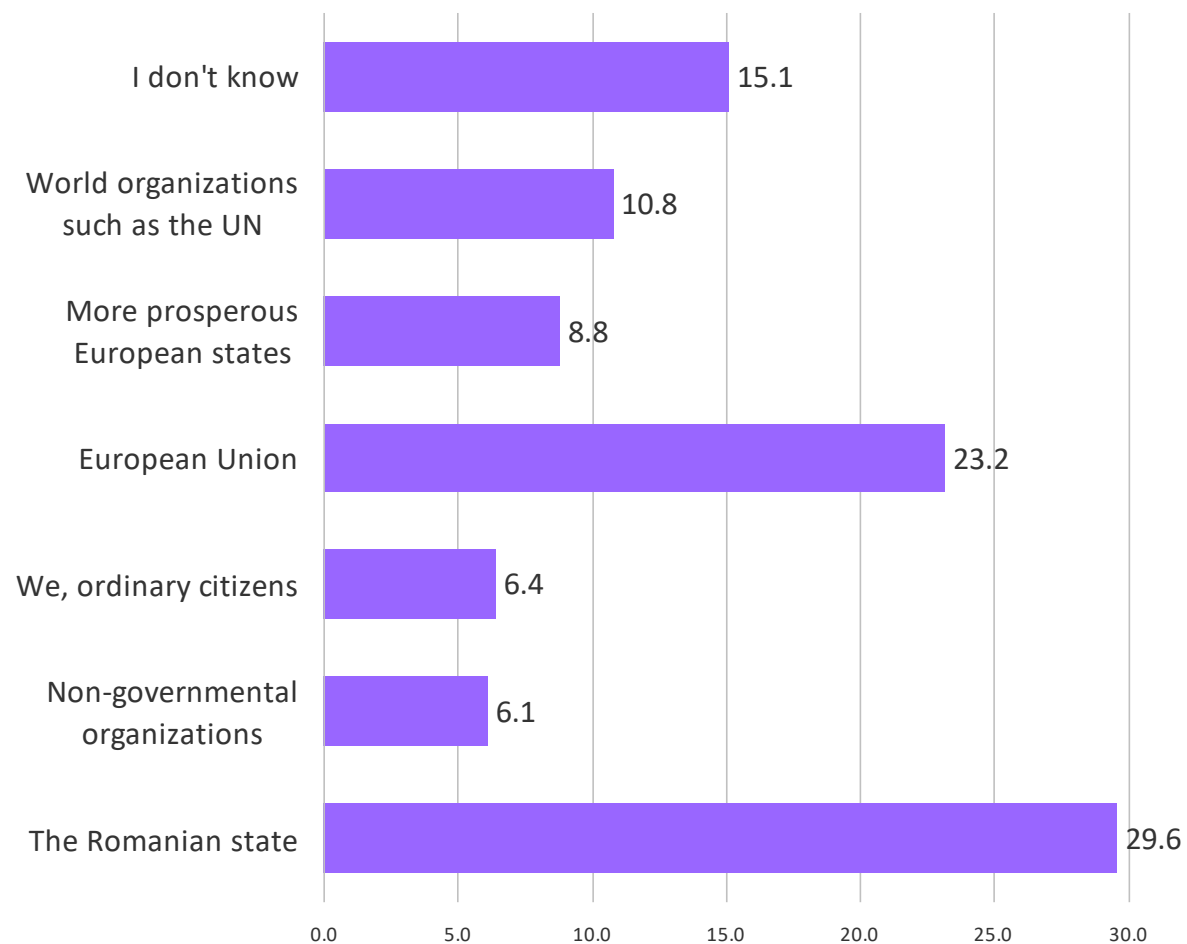
	Very high priority	Moderate priority	No priority	I don't know
Region				
Bucharest-Ilfov	40,6%	46,9%	12,5%	
Center (AB, BV, CV, HR, MS, SB)	66,3%	20,2%	13,5%	
Northeast (BC, BT, IS, NT, SV, VS)	49,6%	37,0%	5,9%	7,6%
Northwest (BH, BN, CJ, MM, SJ, SM)	36,2%	46,8%	10,6%	6,4%
Sourtheast (BR, BZ, CT, GL, TL, VN)	54,0%	31,0%	12,0%	3,0%
South-Muntenia (AG, CL, DB, GR, IL, PH, TR)	46,6%	34,1%	10,5%	8,7%
Southwest-Oltenia (DJ, GJ, MH, OT, VL)	23,2%	40,4%	36,4%	
West (AR, CS, HD, TM)	44,8%	46,6%		8,6%
Residence				
Cities over 200,000 inhabitants	52,6%	39,7%	7,7%	
Cities with 100,000-200,000 inhabitants	56,1%	39,0%	4,9%	
Cities with 30,000-100,000 inhabitants	46,6%	25,9%	27,6%	
Towns with less than 30,000 inhabitants	46,6%	42,5%	4,5%	6,5%
Rural commune or village	42,6%	32,4%	16,9%	8,1%
Sex				
Males	40,6%	40,8%	14,4%	4,2%
Females	49,2%	33,0%	11,2%	6,6%
Age Group				
18-29 years	57,4%	36,7%	4,8%	1,1%
30-39 years	47,8%	40,2%	6,5%	5,4%
40-49 years	41,8%	31,9%	21,3%	5,0%
50-59 years	53,6%	29,8%	6,0%	10,7%
60-69 years	43,5%	41,9%	14,5%	
Over 70 years	38,2%	33,6%	15,8%	12,4%
Education				
Elementary and middle school, vocational school	46,4%	35,9%	12,2%	5,5%
High school and post-secondary school	46,4%	33,3%	14,3%	6,1%
Higher education (bachelor, master, doctorate)	43,3%	45,0%	6,7%	5,0%
Occupation				
State employee	45,3%	35,5%	12,1%	7,2%
Private employee	59,8%	26,1%	14,1%	
Farmer, agricultor	88,0%	4,0%	8,0%	
Business owner, entrepreneur	60,7%	39,3%		
Retired	33,6%	42,0%	15,7%	8,7%
Housekeeper, unemployed, without occupation	42,3%	36,5%	15,4%	5,8%
High school student, university student	60,6%	32,3%	5,5%	1,6%
Comparison to the October 2021 poll				
October 2021	42,4%	34,6%	17,7%	5,4%
March 2022	46,1%	35,2%	13,2%	5,5%

If a refugee person decides to stay in Romania, what special programs should have priority to help him / her to get integrated into the Romanian society and economy? [Programs to facilitate cultural adaptation such as clubs, excursions, etc]



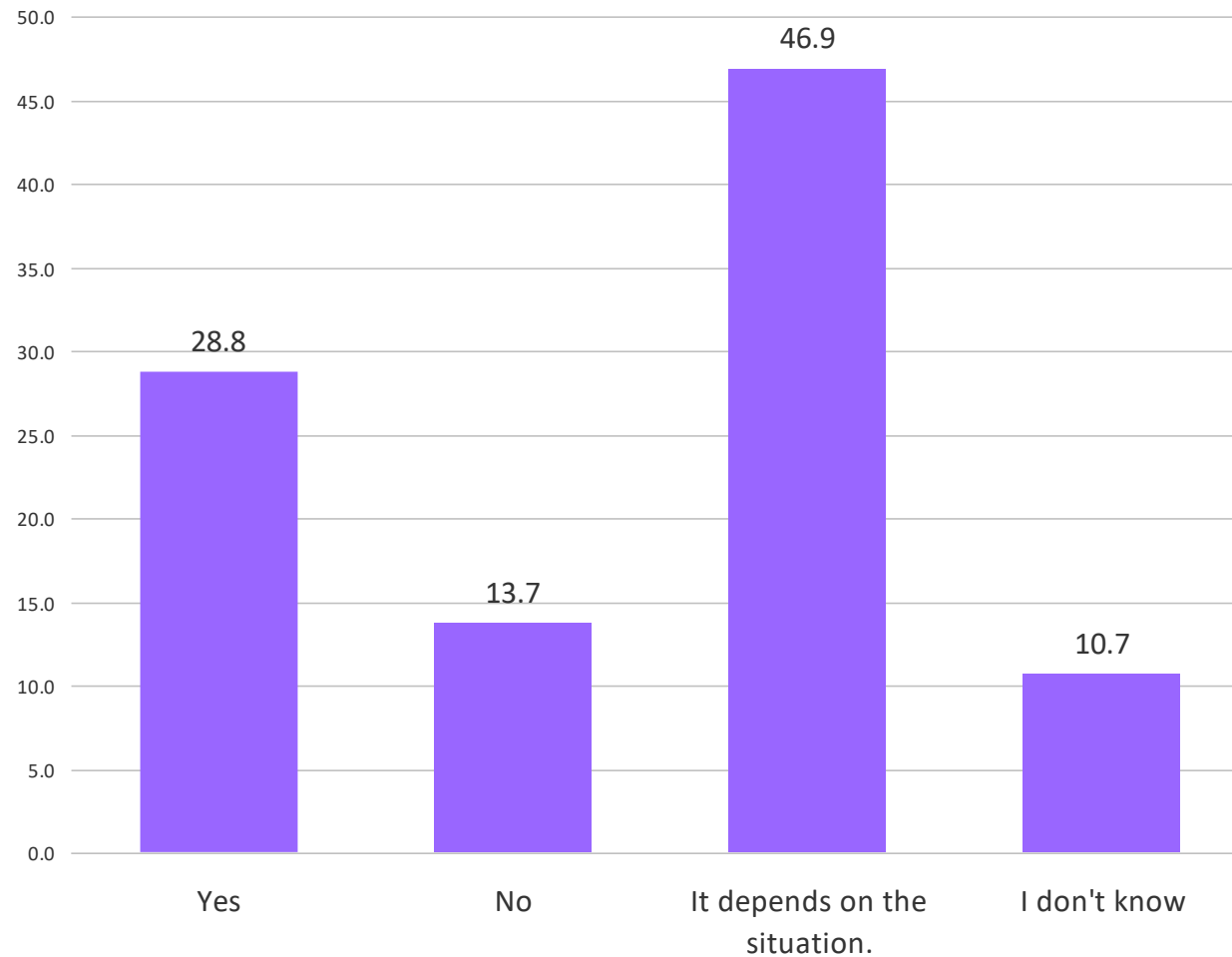
	Very high priority	Moderate priority	No priority	I don't know
Region				
Bucharest-Ilfov	29,0%	41,9%	19,4%	9,7%
Center (AB, BV, CV, HR, MS, SB)	32,6%	38,2%	10,1%	19,1%
Northeast (BC, BT, IS, NT, SV, VS)	18,6%	45,8%	16,9%	18,6%
Northwest (BH, BN, CJ, MM, SJ, SM)	32,6%	49,5%	5,3%	12,6%
Southeast (BR, BZ, CT, GL, TL, VN)	25,0%	43,0%	24,0%	8,0%
South-Muntenia (AG, CL, DB, GR, IL, PH, TR)	29,2%	35,3%	19,0%	16,6%
Southwest-Oltenia (DJ, GJ, MH, OT, VL)	13,0%	23,0%	63,0%	1,0%
West (AR, CS, HD, TM)	29,3%	43,1%	17,2%	10,3%
Residence				
Cities over 200,000 inhabitants	40,3%	33,8%	23,4%	2,6%
Cities with 100,000-200,000 inhabitants	35,4%	48,8%	14,6%	1,2%
Cities with 30,000-100,000 inhabitants	49,1%	29,8%	17,5%	3,5%
Towns with less than 30,000 inhabitants	26,0%	34,6%	21,5%	17,9%
Rural commune or village	19,9%	40,5%	23,3%	16,3%
Sex				
Males	23,7%	44,9%	23,2%	8,2%
Females	27,9%	34,5%	20,9%	16,7%
Age Group				
18-29years	37,0%	38,6%	16,4%	7,9%
30-39 years	18,5%	42,4%	22,8%	16,3%
40-49 years	24,8%	37,6%	19,1%	18,4%
50-59 years	28,6%	39,3%	19,0%	13,1%
60-69 years	22,5%	44,4%	28,3%	4,8%
Over 70 years	23,8%	32,5%	23,3%	20,4%
Education				
Elementary and middle school, vocational school	23,9%	41,1%	18,5%	16,5%
High school and post-secondary school	29,3%	36,3%	22,3%	12,1%
Higher education (bachelor, master, doctorate)	24,2%	36,7%	30,8%	8,3%
Occupation				
State employee	18,1%	39,6%	23,8%	18,5%
Private employee	41,9%	30,1%	22,6%	5,4%
Farmer, agricultor	76,0%	16,0%	8,0%	
Business owner, entrepreneur	42,9%	50,0%	7,1%	
Retired	20,6%	39,7%	22,6%	17,1%
Housekeeper, unemployed, without occupation	24,5%	41,5%	26,4%	7,5%
High school student, university student	34,4%	38,3%	19,5%	7,8%
Comparison to the October 2021 poll				

Who do you think should be more involved in helping refugees?



Region	Romanian state	NGOs	We, citizens	EU	More prosperous Europ. states	UN	I don't know
Bucharest-Ilfov	30,0%	10,0%	3,3%	23,3%	13,3%	10,0%	10,0%
Center (AB, BV, CV, HR, MS, SB)	24,7%	3,4%	1,1%	41,6%	2,2%	7,9%	19,1%
Northeast (BC, BT, IS, NT, SV, VS)	38,7%	5,9%	5,9%	18,5%	15,1%	5,0%	10,9%
Northwest (BH, BN, CJ, MM, SJ, SM)	27,1%	3,1%	34,4%	19,8%		3,1%	12,5%
Southeast (BR, BZ, CT, GL, TL, VN)	27,0%	7,0%	2,0%	28,0%	8,0%	15,0%	13,0%
South-Muntenia (AG, CL, DB, GR, IL, PH, TR)	32,8%	6,7%	2,6%	12,5%	11,9%	13,1%	20,3%
Southwest-Oltenia (DJ, GJ, MH, OT, VL)	16,2%	9,1%	3,0%	47,5%	4,0%	16,2%	4,0%
West (AR, CS, HD, TM)	27,1%	1,7%	8,5%	6,8%	13,6%	33,9%	8,5%
Residence							
Cities over 200,000 inhabitants	44,9%	3,8%	2,6%	23,1%	5,1%	15,4%	5,1%
Cities with 100,000-200,000 inhabitants	31,3%	10,8%	10,8%	21,7%	2,4%	19,3%	3,6%
Cities with 30,000-100,000 inhabitants	28,1%	1,8%	5,3%	35,1%	7,0%	12,3%	10,5%
Towns with less than 30,000 inhabitants	34,4%	9,7%	4,9%	14,2%	21,9%	8,1%	6,9%
Rural commune or village	24,2%	3,8%	7,2%	24,6%	4,5%	12,7%	22,9%
Sex							
Males	36,9%	1,7%	14,6%	21,7%	9,9%	7,9%	7,3%
Females	24,9%	8,3%	1,6%	22,5%	8,6%	15,0%	19,2%
Age Group							
18-29 years	39,5%	5,3%	8,4%	21,6%	6,8%	10,5%	7,9%
30-39 years	39,1%	2,2%	6,5%	22,8%	1,1%	8,7%	19,6%
40-49 years	39,7%	2,1%	2,8%	27,7%	2,8%	12,1%	12,8%
50-59 years	33,7%	2,4%	9,6%	25,3%	3,6%	4,8%	20,5%
60-69 years	27,8%	9,1%	13,9%	20,9%	9,1%	11,2%	8,0%
Over 70 years	11,6%	8,3%		19,0%	19,4%	18,6%	23,1%
Education							
Elementary and middle school, vocational school	25,6%	7,0%	2,5%	16,4%	15,9%	13,9%	18,7%
High school and post-secondary school	31,0%	5,6%	11,1%	28,6%	2,4%	8,5%	12,8%
Higher education (bachelor, master, doctorate)	37,5%	2,5%	4,2%	20,0%	9,2%	19,2%	7,5%
Occupation							
State employee	30,3%	6,0%	2,2%	26,2%	7,9%	11,2%	16,1%
Private employee	50,5%	1,1%	9,7%	23,7%	6,5%	5,4%	3,2%
Farmer, agricultor	8,0%		4,0%	4,0%		72,0%	12,0%
Business owner, entrepreneur	42,9%	3,6%	28,6%	17,9%			7,1%
Retired	18,5%	8,1%	7,2%	21,7%	14,5%	11,3%	18,8%
Housekeeper, unemployed, without	37,3%		13,7%	13,7%	2,0%	13,7%	19,6%

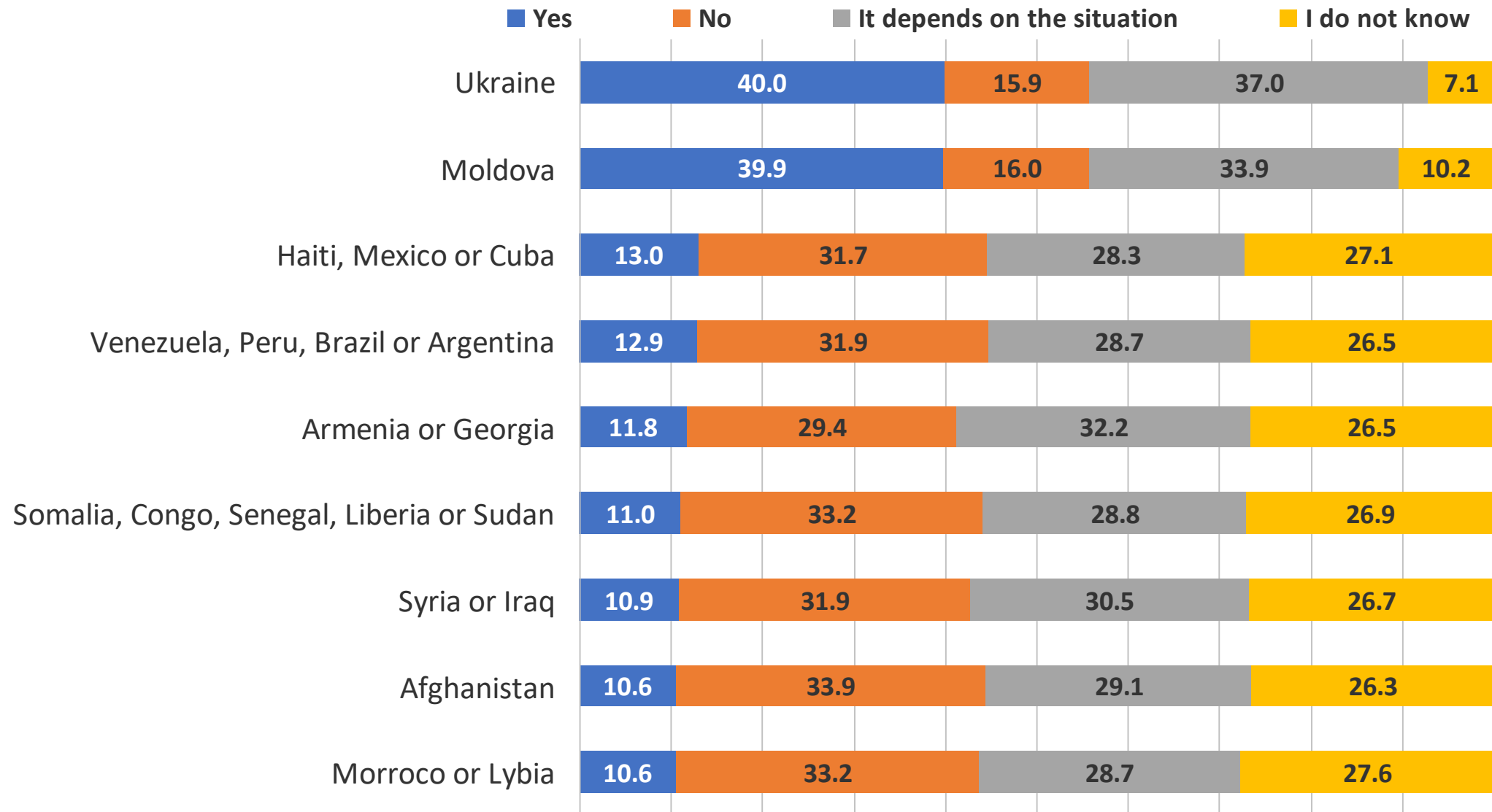
If you had the opportunity, would you receive a refugee person / group of refugees in your home?



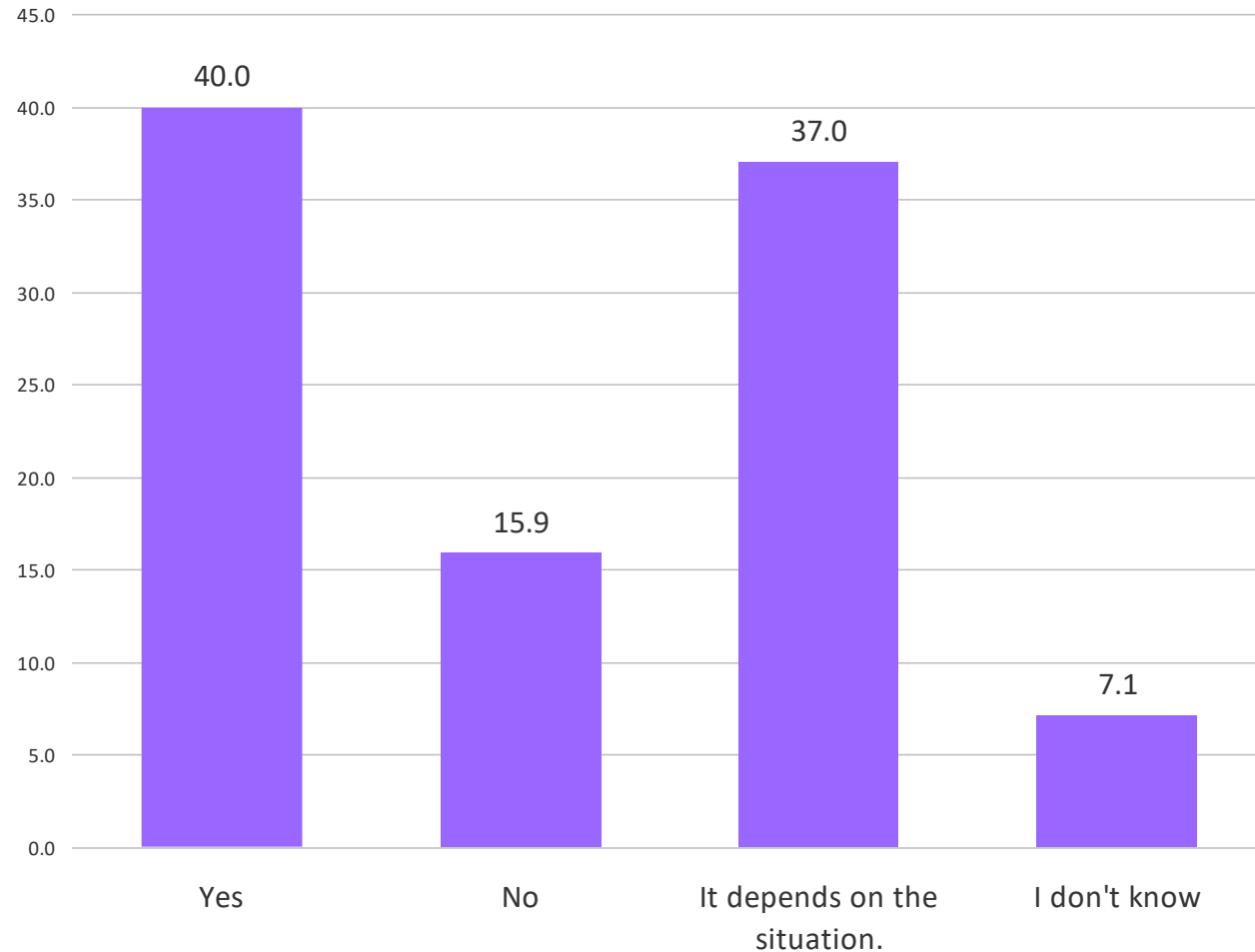
	Yes	No	It depends on the situation	I don't know
Region				
Bucharest-Ilfov	37,5%	18,8%	34,4%	9,4%
Center (AB, BV, CV, HR, MS, SB)	34,8%	9,0%	50,6%	5,6%
Northeast (BC, BT, IS, NT, SV, VS)	27,1%	15,3%	50,0%	7,6%
Northwest (BH, BN, CJ, MM, SJ, SM)	24,2%	10,5%	55,8%	9,5%
Southeast (BR, BZ, CT, GL, TL, VN)	21,0%	20,0%	52,0%	7,0%
South-Muntenia (AG, CL, DB, GR, IL, PH, TR)	34,6%	13,7%	34,0%	17,7%
Southwest-Oltenia (DJ, GJ, MH, OT, VL)	14,0%	11,0%	74,0%	1,0%
West (AR, CS, HD, TM)	36,2%	1,7%	46,6%	15,5%
Residence				
Cities over 200,000 inhabitants	43,6%	14,1%	38,5%	3,8%
Cities with 100,000-200,000 inhabitants	30,0%	13,8%	51,3%	5,0%
Cities with 30,000-100,000 inhabitants	31,6%	14,0%	52,6%	1,8%
Towns with less than 30,000 inhabitants	36,0%	7,3%	49,0%	7,7%
Rural commune or village	22,9%	15,5%	45,6%	15,9%
Sex				
Males	29,6%	18,0%	48,7%	3,7%
Females	29,0%	9,8%	45,6%	15,5%
Age Group				
18-29years	35,1%	17,6%	42,0%	5,3%
30-39 years	28,3%	9,8%	50,0%	12,0%
40-49 years	15,6%	18,4%	60,3%	5,7%
50-59 years	36,9%	9,5%	38,1%	15,5%
60-69 years	25,7%	19,3%	53,5%	1,6%
Over 70 years	33,2%	3,3%	39,8%	23,7%
Education				
Elementary and middle school, vocational school	27,1%	15,4%	43,0%	14,4%
High school and post-secondary school	29,6%	12,6%	50,0%	7,8%
Higher education (bachelor, master, doctorate)	35,3%	5,0%	49,6%	10,1%
Occupation				
State employee	19,6%	17,4%	54,7%	8,3%
Private employee	39,8%	8,6%	44,1%	7,5%
Farmer, agricultor	76,0%	12,0%	12,0%	
Business owner, entrepreneur	55,6%	3,7%	40,7%	
Retired	27,0%	9,3%	46,2%	17,4%
Housekeeper, unemployed, without occupation	37,7%	24,5%	30,2%	7,5%
High school student, university student	29,1%	15,0%	48,8%	7,1%

Comparison to the October 2021 poll

If you had the opportunity, would you receive a refugee person / group of refugees in your home for one week from?

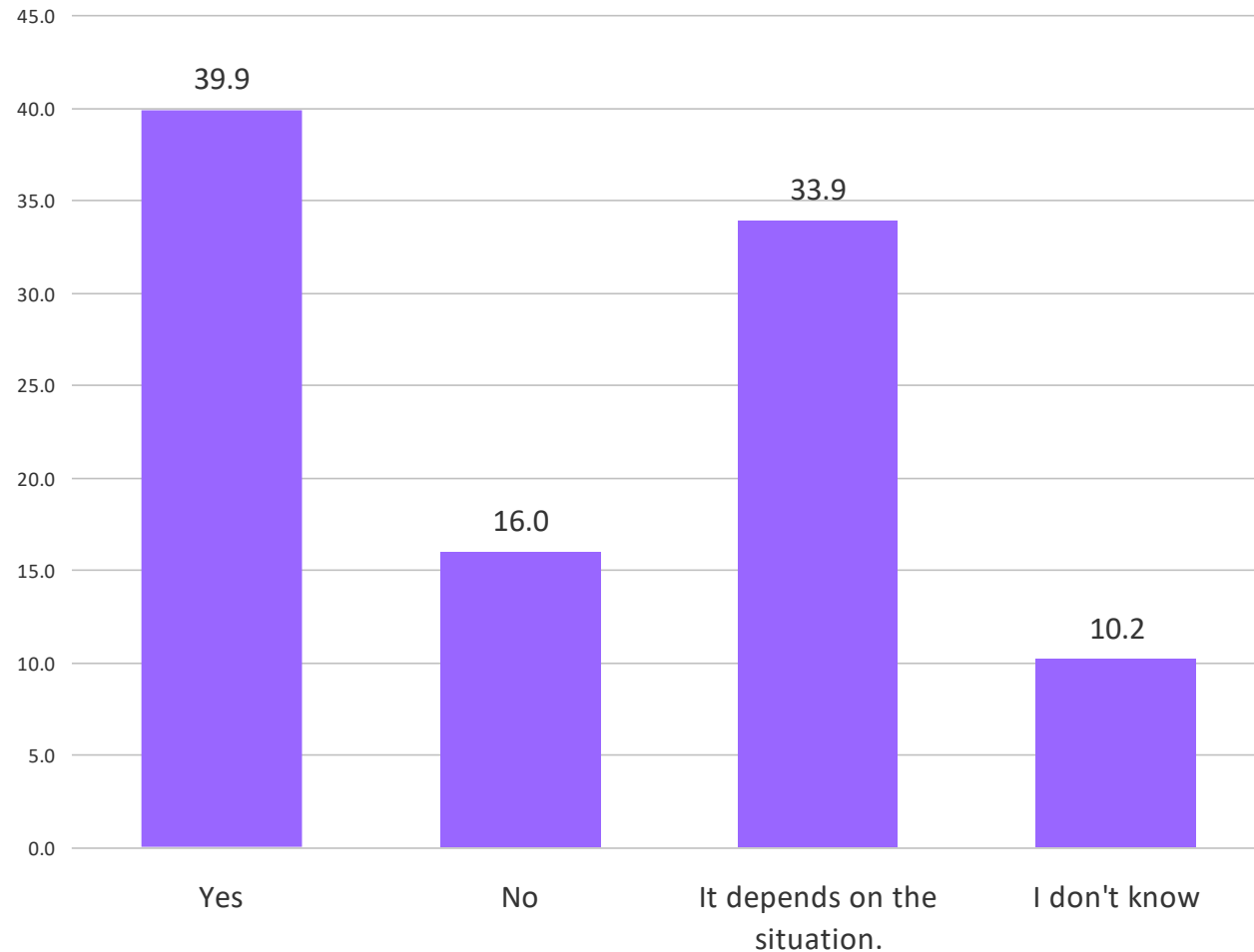


If you had the opportunity, would you receive a refugee person / group of refugees in your home for one week from Ukraine?



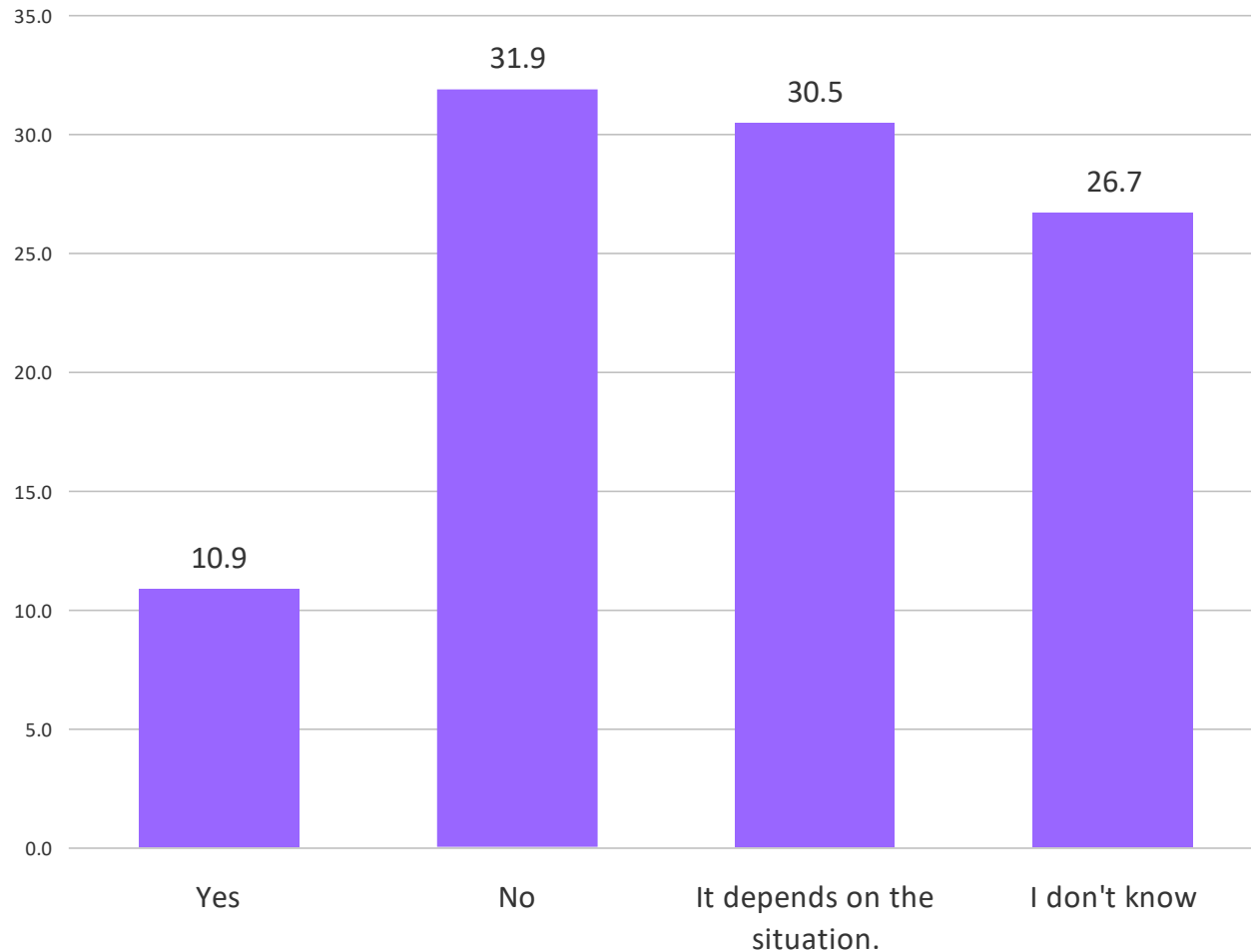
Region	Yes	No	It depends on the situation	I don't know
Bucharest-Ilfov	43,8%	21,9%	28,1%	6,3%
Center (AB, BV, CV, HR, MS, SB)	52,8%	6,7%	30,3%	10,1%
Northeast (BC, BT, IS, NT, SV, VS)	39,5%	16,8%	38,7%	5,0%
Northwest (BH, BN, CJ, MM, SJ, SM)	73,1%	11,8%	8,6%	6,5%
Southeast (BR, BZ, CT, GL, TL, VN)	33,3%	12,1%	44,4%	10,1%
South-Muntenia (AG, CL, DB, GR, IL, PH, TR)	35,0%	22,2%	34,7%	8,2%
Southwest-Oltenia (DJ, GJ, MH, OT, VL)	21,0%	7,0%	70,0%	2,0%
West (AR, CS, HD, TM)	50,9%		33,3%	15,8%
Residence				
Cities over 200,000 inhabitants	53,2%	13,0%	31,2%	2,6%
Cities with 100,000-200,000 inhabitants	49,4%	19,8%	28,4%	2,5%
Cities with 30,000-100,000 inhabitants	43,9%	12,3%	42,1%	1,8%
Towns with less than 30,000 inhabitants	32,9%	13,4%	43,9%	9,8%
Rural commune or village	41,0%	15,5%	34,8%	8,7%
Sex				
Males	52,4%	11,3%	31,3%	5,1%
Females	33,4%	17,2%	40,0%	9,3%
Age Group				
18-29years	49,5%	16,5%	29,8%	4,3%
30-39 years	43,5%	7,6%	37,0%	12,0%
40-49 years	38,3%	17,7%	37,6%	6,4%
50-59 years	36,9%	7,1%	36,9%	19,0%
60-69 years	50,5%	15,6%	32,3%	1,6%
Over 70 years	27,8%	17,4%	44,8%	10,0%
Education				
Elementary and middle school, vocational school	35,5%	22,3%	36,2%	6,0%
High school and post-secondary school	45,6%	10,7%	35,2%	8,5%
Higher education (bachelor, master, doctorate)	40,8%	5,0%	43,3%	10,8%
Occupation				
State employee	33,2%	14,3%	42,6%	9,8%
Private employee	62,0%	7,6%	21,7%	8,7%
Farmer, agricultor	84,0%	8,0%	4,0%	4,0%
Business owner, entrepreneur	82,1%	3,6%	14,3%	
Retired	32,4%	19,1%	40,8%	7,8%
Housekeeper, unemployed, without occupation	35,8%	11,3%	47,2%	5,7%

If you had the opportunity, would you receive a refugee person / group of refugees in your home for one week from Moldova?



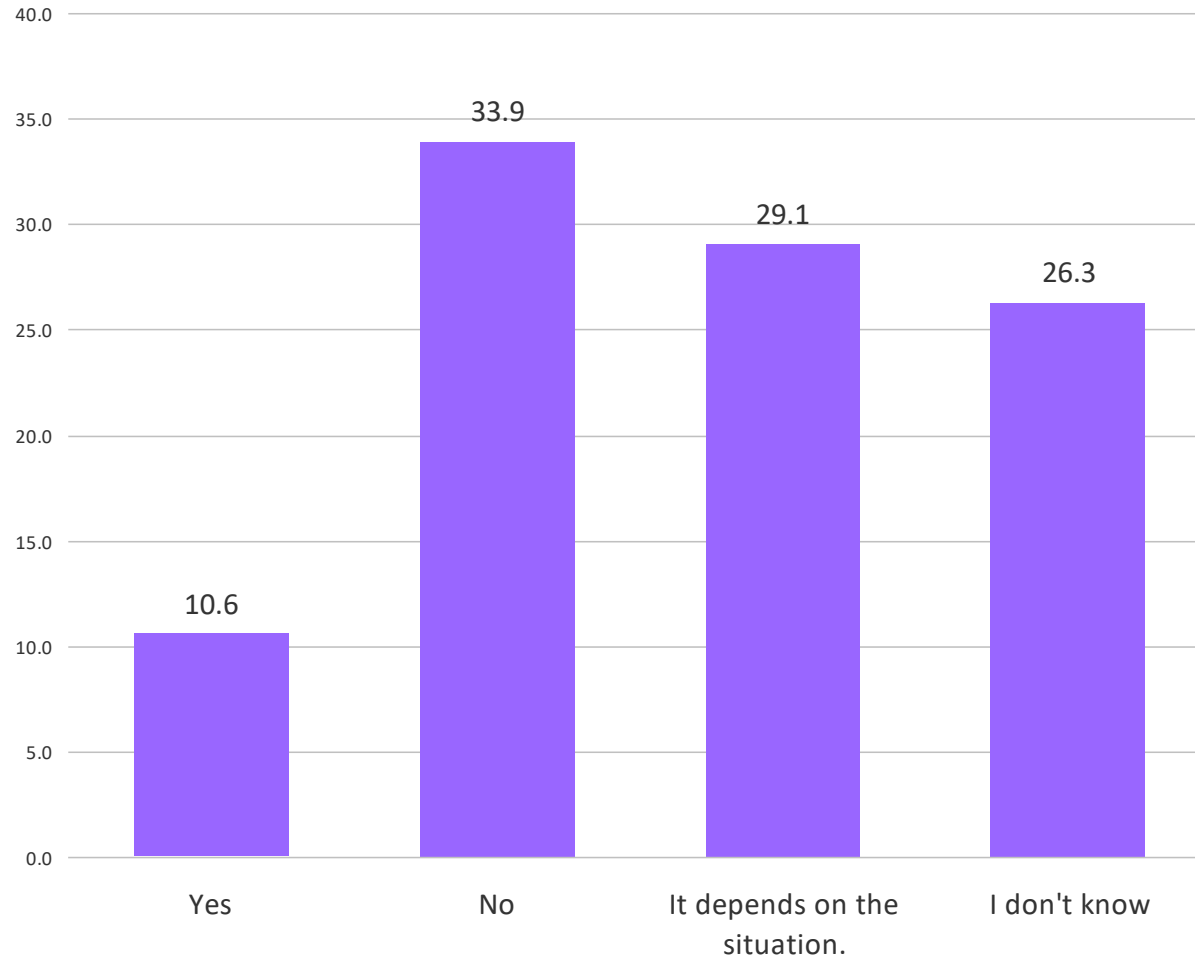
Region	Yes	No	It depends on the situation	I don't know
Bucharest-Ilfov	46,9%	25,0%	21,9%	6,3%
Center (AB, BV, CV, HR, MS, SB)	33,0%	9,1%	23,9%	34,1%
Northeast (BC, BT, IS, NT, SV, VS)	51,7%	13,6%	29,7%	5,1%
Northwest (BH, BN, CJ, MM, SJ, SM)	62,1%	12,6%	14,7%	10,5%
Southeast (BR, BZ, CT, GL, TL, VN)	28,0%	17,0%	46,0%	9,0%
South-Muntenia (AG, CL, DB, GR, IL, PH, TR)	38,4%	20,9%	32,8%	7,8%
Southwest-Oltenia (DJ, GJ, MH, OT, VL)	26,3%	7,1%	60,6%	6,1%
West (AR, CS, HD, TM)	50,9%		33,3%	15,8%
Residence				
Cities over 200,000 inhabitants	53,2%	11,7%	26,0%	9,1%
Cities with 100,000-200,000 inhabitants	47,5%	18,8%	31,3%	2,5%
Cities with 30,000-100,000 inhabitants	48,3%	15,5%	32,8%	3,4%
Towns with less than 30,000 inhabitants	38,5%	11,3%	38,9%	11,3%
Rural commune or village	37,7%	16,6%	33,0%	12,8%
Sex				
Males	58,0%	12,1%	25,1%	4,8%
Females	29,9%	16,8%	39,2%	14,2%
Age Group				
18-29years	43,1%	19,1%	30,9%	6,9%
30-39 years	43,5%	7,6%	28,3%	20,7%
40-49 years	42,1%	14,3%	31,4%	12,1%
50-59 years	34,5%	7,1%	41,7%	16,7%
60-69 years	50,5%	18,6%	24,5%	6,4%
Over 70 years	31,1%	14,9%	44,0%	10,0%
Education				
Elementary and middle school, vocational school	36,7%	22,6%	32,0%	8,7%
High school and post-secondary school	41,7%	10,4%	35,4%	12,4%
Higher education (bachelor, master, doctorate)	50,4%	5,0%	34,5%	10,1%
Occupation				
State employee	32,1%	13,2%	39,2%	15,5%
Private employee	60,9%	8,7%	20,7%	9,8%
Farmer, agricultor	88,0%	8,0%	4,0%	
Business owner, entrepreneur	79,3%	3,4%	13,8%	3,4%
Retired	34,8%	18,8%	35,9%	10,4%
Housekeeper, unemployed, without	42,3%	15,4%	40,4%	1,9%

If you had the opportunity, would you receive a refugee person / group of refugees in your home for one week from Syria or Iraq?



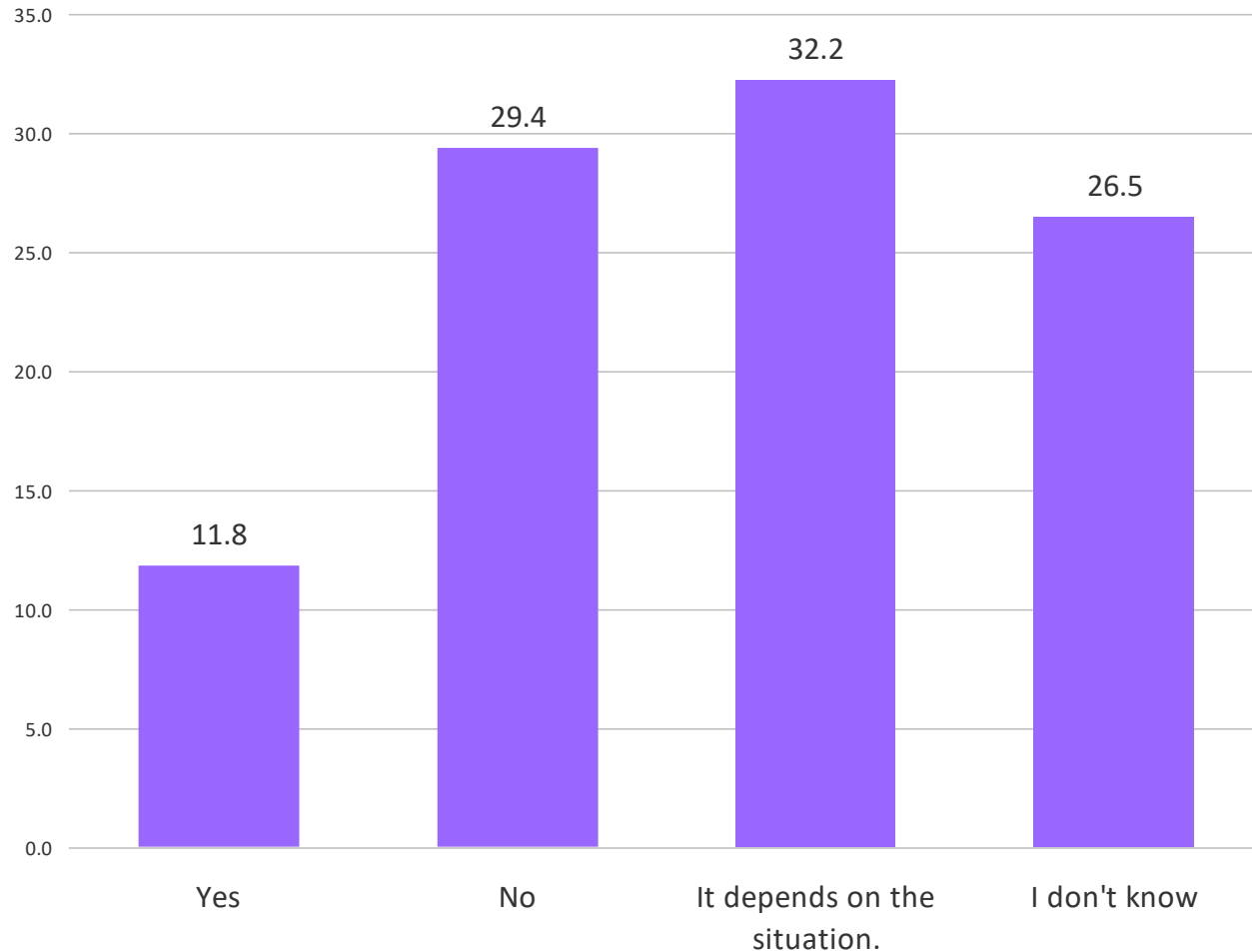
Region	Yes	No	It depends on the situation	I don't know
Bucharest-Ilfov	19,4%	38,7%	29,0%	12,9%
Center (AB, BV, CV, HR, MS, SB)	14,6%	11,2%	44,9%	29,2%
Northeast (BC, BT, IS, NT, SV, VS)	10,0%	35,8%	35,8%	18,3%
Northwest (BH, BN, CJ, MM, SJ, SM)	13,8%	19,1%	11,7%	55,3%
Southeast (BR, BZ, CT, GL, TL, VN)	8,1%	27,3%	43,4%	21,2%
South-Muntenia (AG, CL, DB, GR, IL, PH, TR)	8,7%	47,2%	21,3%	22,7%
Southwest-Oltenia (DJ, GJ, MH, OT, VL)	13,1%	7,1%	48,5%	31,3%
West (AR, CS, HD, TM)	12,3%	22,8%	36,8%	28,1%
Residence				
Cities over 200,000 inhabitants	24,4%	25,6%	34,6%	15,4%
Cities with 100,000-200,000 inhabitants	20,7%	36,6%	25,6%	17,1%
Cities with 30,000-100,000 inhabitants	8,8%	17,5%	42,1%	31,6%
Towns with less than 30,000 inhabitants	6,1%	34,4%	23,5%	36,0%
Rural commune or village	10,0%	31,4%	33,7%	25,0%
Sex				
Males	11,6%	27,1%	31,1%	30,2%
Females	10,7%	33,9%	30,7%	24,7%
Age Group				
18-29years	22,8%	28,6%	28,6%	20,1%
30-39 years	11,8%	35,5%	21,5%	31,2%
40-49 years	6,3%	23,9%	36,6%	33,1%
50-59 years	13,1%	23,8%	32,1%	31,0%
60-69 years	7,0%	23,0%	38,0%	32,1%
Over 70 years	7,1%	44,8%	27,0%	21,2%
Education				
Elementary and middle school, vocational school	6,2%	42,9%	25,1%	25,8%
High school and post-secondary school	15,8%	24,1%	33,3%	26,8%
Higher education (bachelor, master, doctorate)	10,8%	16,7%	42,5%	30,0%
Occupation				
State employee	8,0%	24,2%	35,6%	32,2%
Private employee	15,1%	19,4%	38,7%	26,9%
Farmer, agricultor	8,0%	76,0%	8,0%	8,0%
Business owner, entrepreneur	14,8%	63,0%	14,8%	7,4%
Retired	8,1%	36,8%	27,8%	27,2%
Housekeeper, unemployed, without occupation	13,5%	34,6%	32,7%	19,2%

If you had the opportunity, would you receive a refugee person / group of refugees in your home for one week from Afghanistan?



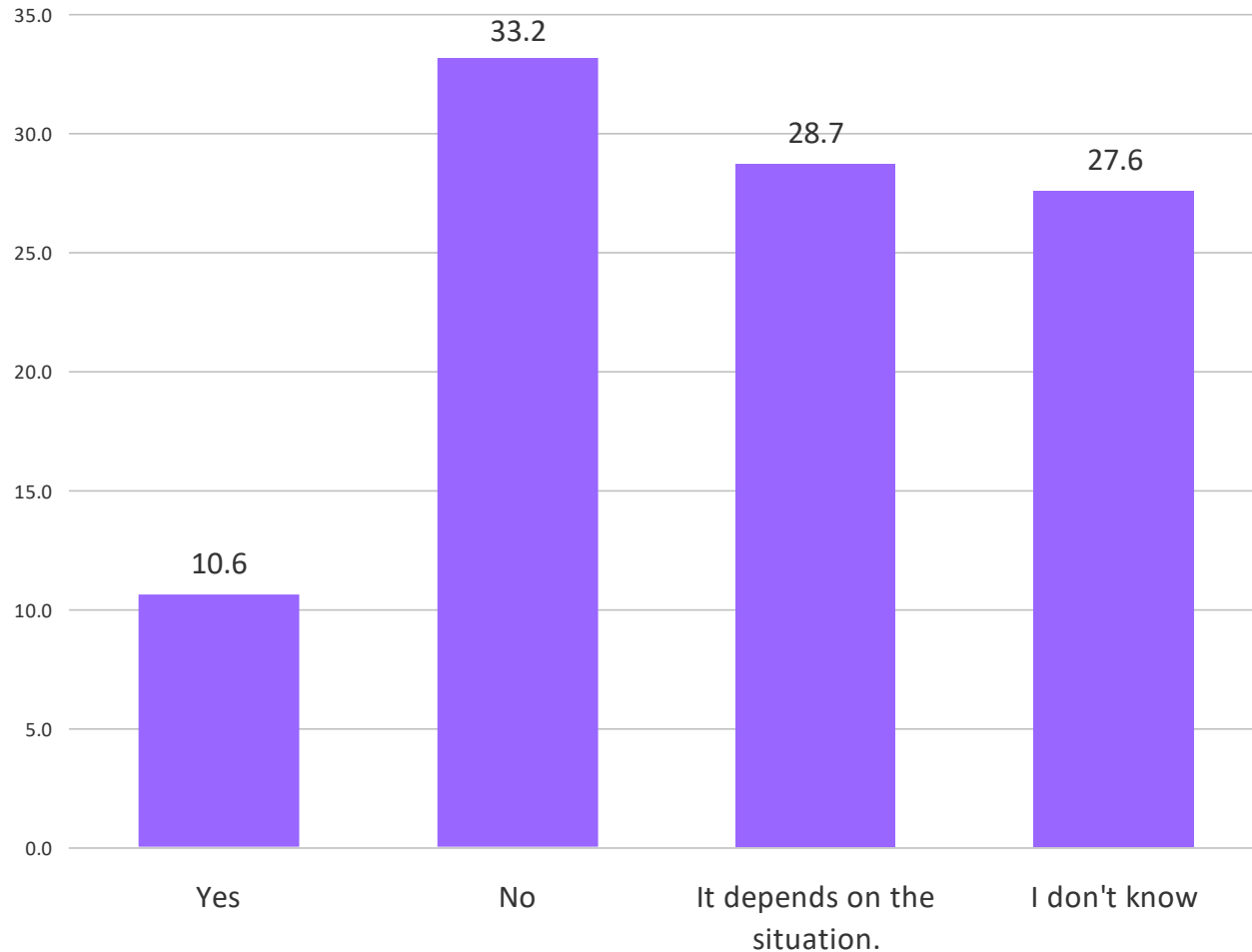
Region	Yes	No	It depends on the situation	I don't know
Bucharest-Ilfov	18,8%	37,5%	28,1%	15,6%
Center (AB, BV, CV, HR, MS, SB)	14,6%	12,4%	43,8%	29,2%
Northeast (BC, BT, IS, NT, SV, VS)	10,1%	37,0%	36,1%	16,8%
Northwest (BH, BN, CJ, MM, SJ, SM)	11,6%	21,1%	12,6%	54,7%
Southeast (BR, BZ, CT, GL, TL, VN)	9,0%	41,0%	29,0%	21,0%
South-Muntenia (AG, CL, DB, GR, IL, PH, TR)	8,7%	47,4%	21,8%	22,1%
Southwest-Oltenia (DJ, GJ, MH, OT, VL)	12,0%	7,0%	50,0%	31,0%
West (AR, CS, HD, TM)	13,8%	22,4%	36,2%	27,6%
Residence				
Cities over 200,000 inhabitants	24,4%	25,6%	35,9%	14,1%
Cities with 100,000-200,000 inhabitants	18,3%	36,6%	28,0%	17,1%
Cities with 30,000-100,000 inhabitants	10,5%	21,1%	38,6%	29,8%
Towns with less than 30,000 inhabitants	6,1%	39,8%	17,9%	36,2%
Rural commune or village	9,8%	31,9%	33,6%	24,7%
Sex				
Males	11,6%	27,4%	31,4%	29,7%
Females	10,2%	36,8%	28,5%	24,5%
Age Group				
18-29 years	21,3%	30,3%	29,8%	18,6%
30-39 years	12,0%	35,9%	20,7%	31,5%
40-49 years	6,4%	24,8%	34,8%	34,0%
50-59 years	13,1%	23,8%	34,5%	28,6%
60-69 years	7,0%	23,0%	38,0%	32,1%
Over 70 years	7,1%	50,2%	21,6%	21,2%
Education				
Elementary and middle school, vocational school	6,2%	46,2%	22,6%	25,1%
High school and post-secondary school	15,3%	24,8%	32,8%	27,2%
Higher education (bachelor, master, doctorate)	10,8%	18,3%	41,7%	29,2%
Occupation				
State employee	8,3%	24,5%	35,1%	32,1%
Private employee	15,2%	20,7%	34,8%	29,3%
Farmer, agricultor	7,7%	76,9%	11,5%	3,8%
Business owner, entrepreneur	14,3%	60,7%	17,9%	7,1%
Retired	8,1%	40,6%	24,1%	27,2%
Housekeeper, unemployed, without occupation	13,7%	37,3%	35,3%	13,7%

If you had the opportunity, would you receive a refugee person / group of refugees in your home for one week from Armenia or Georgia?



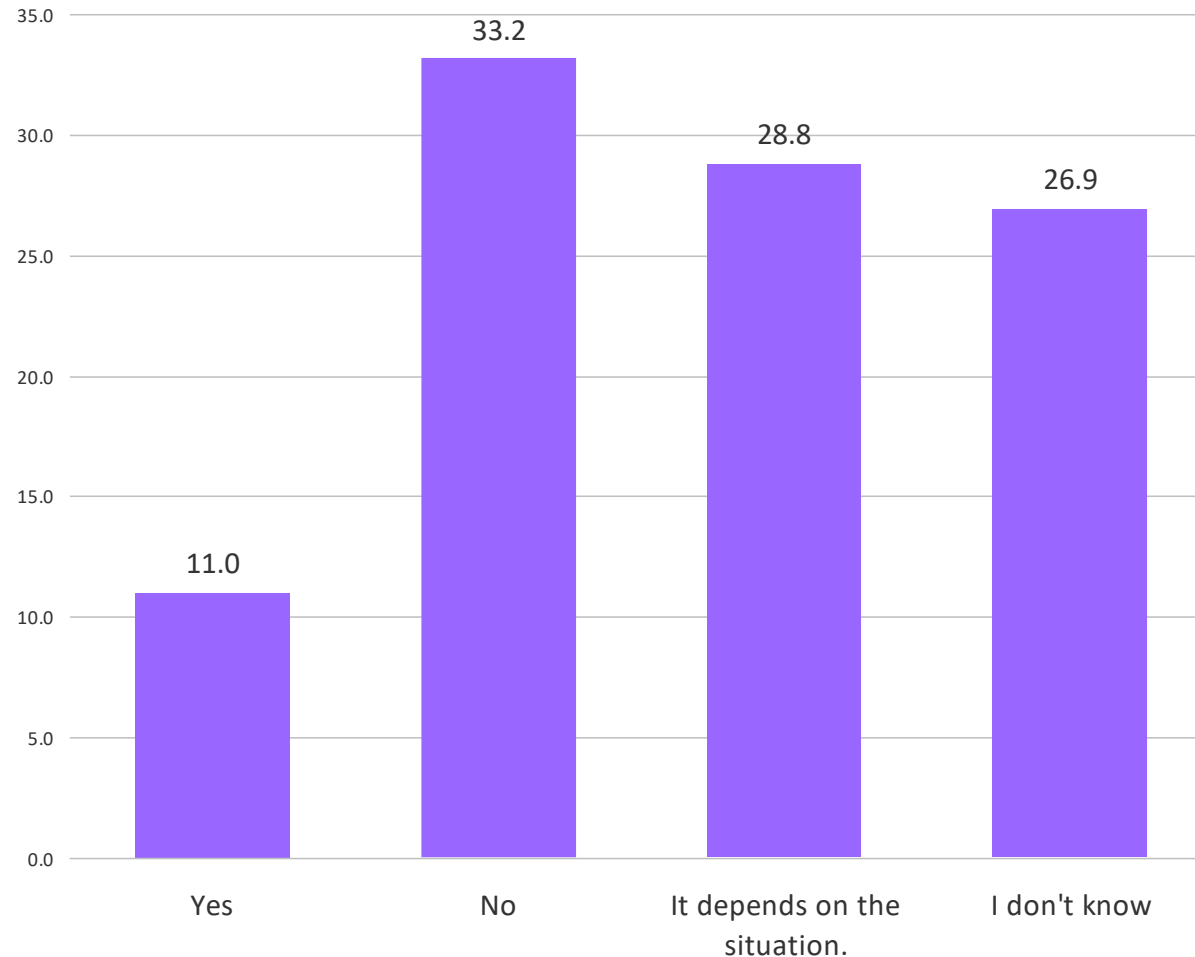
Region	Da	Nu	Depinde de situație	Nu știu
Bucharest-Ilfov	22,6%	29,0%	32,3%	16,1%
Center (AB, BV, CV, HR, MS, SB)	13,6%	10,2%	46,6%	29,5%
Northeast (BC, BT, IS, NT, SV, VS)	12,7%	28,8%	38,1%	20,3%
Northwest (BH, BN, CJ, MM, SJ, SM)	13,7%	18,9%	11,6%	55,8%
Sourtheast (BR, BZ, CT, GL, TL, VN)	10,1%	38,4%	30,3%	21,2%
South-Muntenia (AG, CL, DB, GR, IL, PH, TR)	9,6%	41,2%	27,8%	21,3%
Southwest-Oltenia (DJ, GJ, MH, OT, VL)	13,0%	8,0%	49,0%	30,0%
West (AR, CS, HD, TM)	27,6%	8,6%	51,7%	12,1%
Residence				
Cities over 200,000 inhabitants	26,9%	23,1%	35,9%	14,1%
Cities with 100,000-200,000 inhabitants	28,4%	23,5%	33,3%	14,8%
Cities with 30,000-100,000 inhabitants	15,8%	17,5%	38,6%	28,1%
Towns with less than 30,000 inhabitants	6,1%	39,7%	21,9%	32,4%
Rural commune or village	10,8%	24,8%	38,9%	25,5%
Sex				
Males	16,1%	21,4%	35,8%	26,8%
Females	10,9%	32,1%	32,1%	24,9%
Age Group				
18-29years	24,9%	26,5%	27,0%	21,7%
30-39 years	12,0%	25,0%	29,3%	33,7%
40-49 years	13,5%	17,7%	37,6%	31,2%
50-59 years	14,1%	21,2%	35,3%	29,4%
60-69 years	8,0%	21,9%	39,0%	31,0%
Over 70 years	7,0%	43,4%	32,2%	17,4%
Education				
Elementary and middle school, vocational school	8,2%	37,8%	28,4%	25,6%
High school and post-secondary school	17,2%	22,3%	32,8%	27,7%
Higher education (bachelor, master, doctorate)	12,6%	15,1%	53,8%	18,5%
Occupation				
State employee	9,1%	22,3%	36,2%	32,5%
Private employee	17,4%	18,5%	41,3%	22,8%
Farmer, agricultor	8,0%	8,0%	80,0%	4,0%
Business owner, entrepreneur	46,4%	32,1%	14,3%	7,1%
Retired	8,1%	40,7%	27,3%	23,8%
Housekeeper, unemployed, without occupation	17,3%	17,3%	38,5%	26,9%

If you had the opportunity, would you receive a refugee person / group of refugees in your home for one week from Morocco or Lybia?



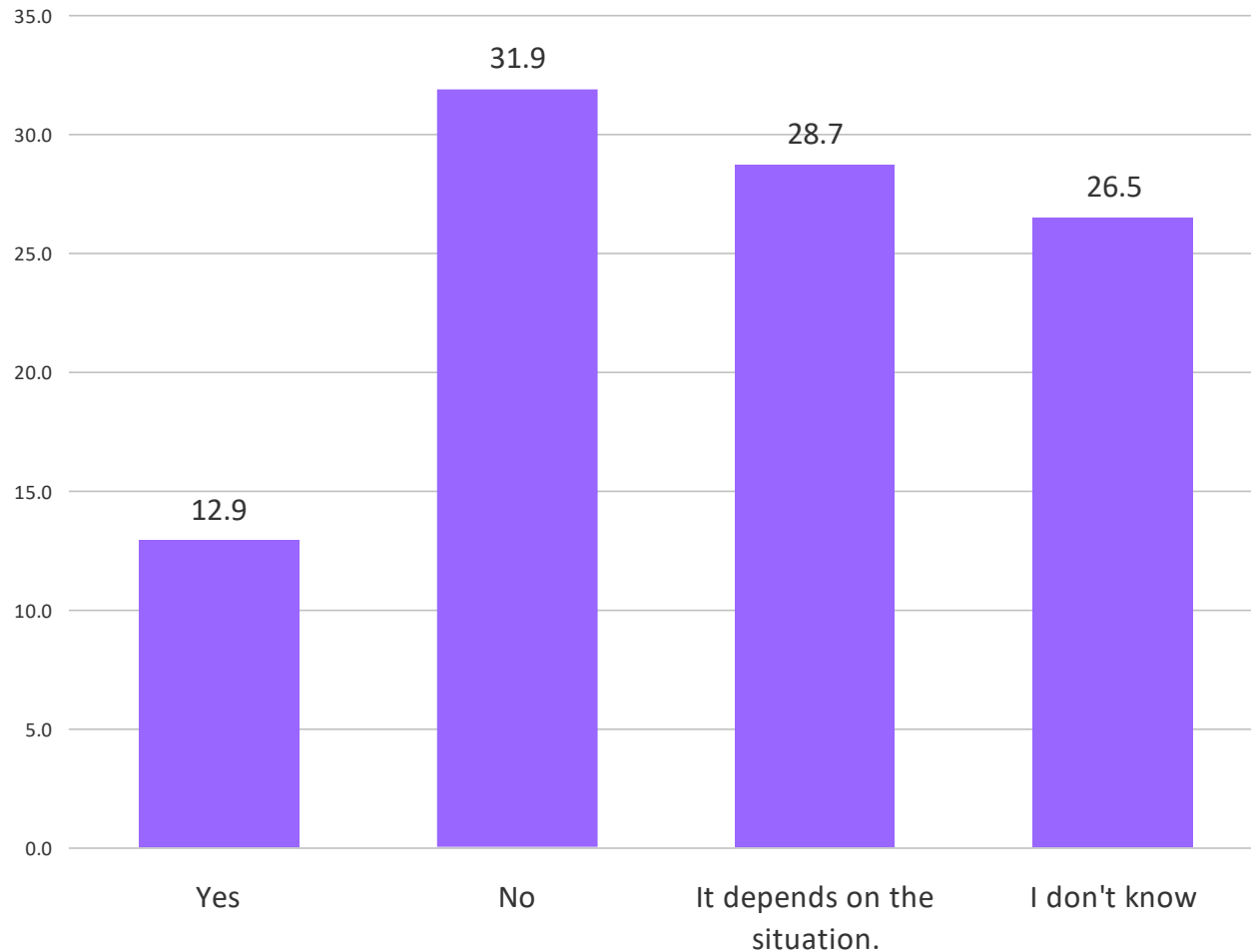
Region	Yes	No	It depends on the situation	I don't know
Bucharest-Ilfov	18,8%	34,4%	25,0%	21,9%
Center (AB, BV, CV, HR, MS, SB)	11,1%	15,6%	44,4%	28,9%
Northeast (BC, BT, IS, NT, SV, VS)	10,1%	34,5%	35,3%	20,2%
Northwest (BH, BN, CJ, MM, SJ, SM)	13,7%	18,9%	9,5%	57,9%
Southeast (BR, BZ, CT, GL, TL, VN)	9,0%	41,0%	29,0%	21,0%
South-Muntenia (AG, CL, DB, GR, IL, PH, TR)	9,1%	46,5%	21,6%	22,8%
Southwest-Oltenia (DJ, GJ, MH, OT, VL)	12,1%	7,1%	49,5%	31,3%
West (AR, CS, HD, TM)	12,1%	20,7%	39,7%	27,6%
Residence				
Cities over 200,000 inhabitants	24,4%	25,6%	34,6%	15,4%
Cities with 100,000-200,000 inhabitants	16,0%	34,6%	28,4%	21,0%
Cities with 30,000-100,000 inhabitants	14,0%	17,5%	36,8%	31,6%
Towns with less than 30,000 inhabitants	6,1%	39,4%	18,3%	36,2%
Rural commune or village	9,6%	31,2%	33,5%	25,7%
Sex				
Males	11,9%	26,0%	32,2%	29,9%
Females	9,8%	36,4%	27,6%	26,2%
Age Group				
18-29 years	21,2%	29,1%	28,6%	21,2%
30-39 years	12,0%	31,5%	20,7%	35,9%
40-49 years	5,7%	25,0%	35,7%	33,6%
50-59 years	13,1%	23,8%	32,1%	31,0%
60-69 years	7,0%	21,9%	39,0%	32,1%
Over 70 years	7,0%	50,4%	21,5%	21,1%
Education				
Elementary and middle school, vocational school	6,2%	45,2%	22,6%	26,1%
High school and post-secondary school	15,3%	24,3%	31,8%	28,6%
Higher education (bachelor, master, doctorate)	10,1%	16,8%	44,5%	28,6%
Occupation				
State employee	7,2%	24,5%	35,5%	32,8%
Private employee	15,4%	19,8%	36,3%	28,6%
Farmer, agricultor	8,0%	76,0%	8,0%	8,0%
Business owner, entrepreneur	14,8%	63,0%	14,8%	7,4%
Retired	8,1%	40,6%	24,1%	27,2%
Housekeeper, unemployed, without occupation	17,3%	28,8%	32,7%	21,2%

If you had the opportunity, would you receive a refugee person / group of refugees in your home for one week from Somalia, Congo, Senegal, Liberia sau Sudan?



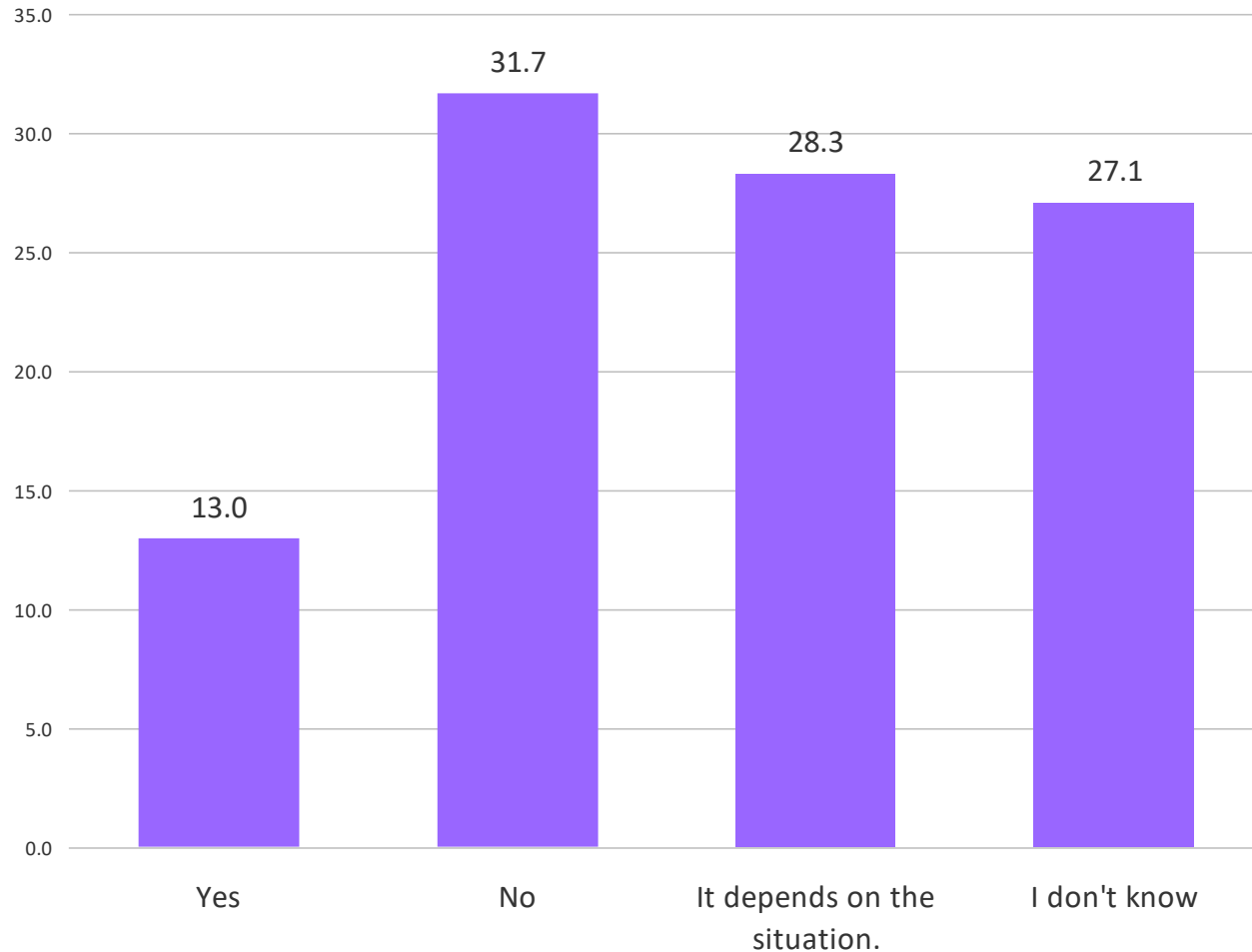
Region	Da	Nu	Depinde de situație	Nu știu
Bucharest-Ilfov	21,9%	34,4%	25,0%	18,8%
Center (AB, BV, CV, HR, MS, SB)	14,4%	12,2%	44,4%	28,9%
Northeast (BC, BT, IS, NT, SV, VS)	10,1%	37,8%	32,8%	19,3%
Northwest (BH, BN, CJ, MM, SJ, SM)	13,8%	19,1%	11,7%	55,3%
Southeast (BR, BZ, CT, GL, TL, VN)	8,0%	40,0%	33,0%	19,0%
South-Muntenia (AG, CL, DB, GR, IL, PH, TR)	9,0%	46,6%	21,3%	23,0%
Southwest-Oltenia (DJ, GJ, MH, OT, VL)	13,0%	7,0%	48,0%	32,0%
West (AR, CS, HD, TM)	12,3%	19,3%	40,4%	28,1%
Residence				
Cities over 200,000 inhabitants	26,0%	24,7%	35,1%	14,3%
Cities with 100,000-200,000 inhabitants	18,8%	35,0%	27,5%	18,8%
Cities with 30,000-100,000 inhabitants	10,5%	19,3%	36,8%	33,3%
Towns with less than 30,000 inhabitants	6,1%	39,3%	19,0%	35,6%
Rural commune or village	10,0%	31,0%	33,8%	25,3%
Sex				
Males	12,1%	26,2%	32,4%	29,3%
Females	10,5%	36,2%	27,9%	25,3%
Age Group				
18-29 years	23,4%	29,3%	28,7%	18,6%
30-39 years	11,8%	31,2%	20,4%	36,6%
40-49 years	5,7%	24,3%	36,4%	33,6%
50-59 years	13,1%	25,0%	32,1%	29,8%
60-69 years	7,0%	21,9%	39,0%	32,1%
Over 70 years	7,0%	50,4%	21,5%	21,1%
Education				
Elementary and middle school, vocational school	6,2%	45,4%	22,8%	25,6%
High school and post-secondary school	16,0%	24,3%	32,0%	27,7%
Higher education (bachelor, master, doctorate)	10,8%	15,8%	44,2%	29,2%
Occupation				
State employee	8,0%	23,9%	35,6%	32,6%
Private employee	15,2%	18,5%	37,0%	29,3%
Farmer, agricultor	7,7%	76,9%	7,7%	7,7%
Business owner, entrepreneur	14,8%	63,0%	14,8%	7,4%
Retired	8,1%	40,6%	24,1%	27,2%
Housekeeper, unemployed, without occupation	13,5%	28,8%	38,5%	19,2%

If you had the opportunity, would you receive a refugee person / group of refugees in your home for one week from Venezuela, Peru, Brazil or Argentina?



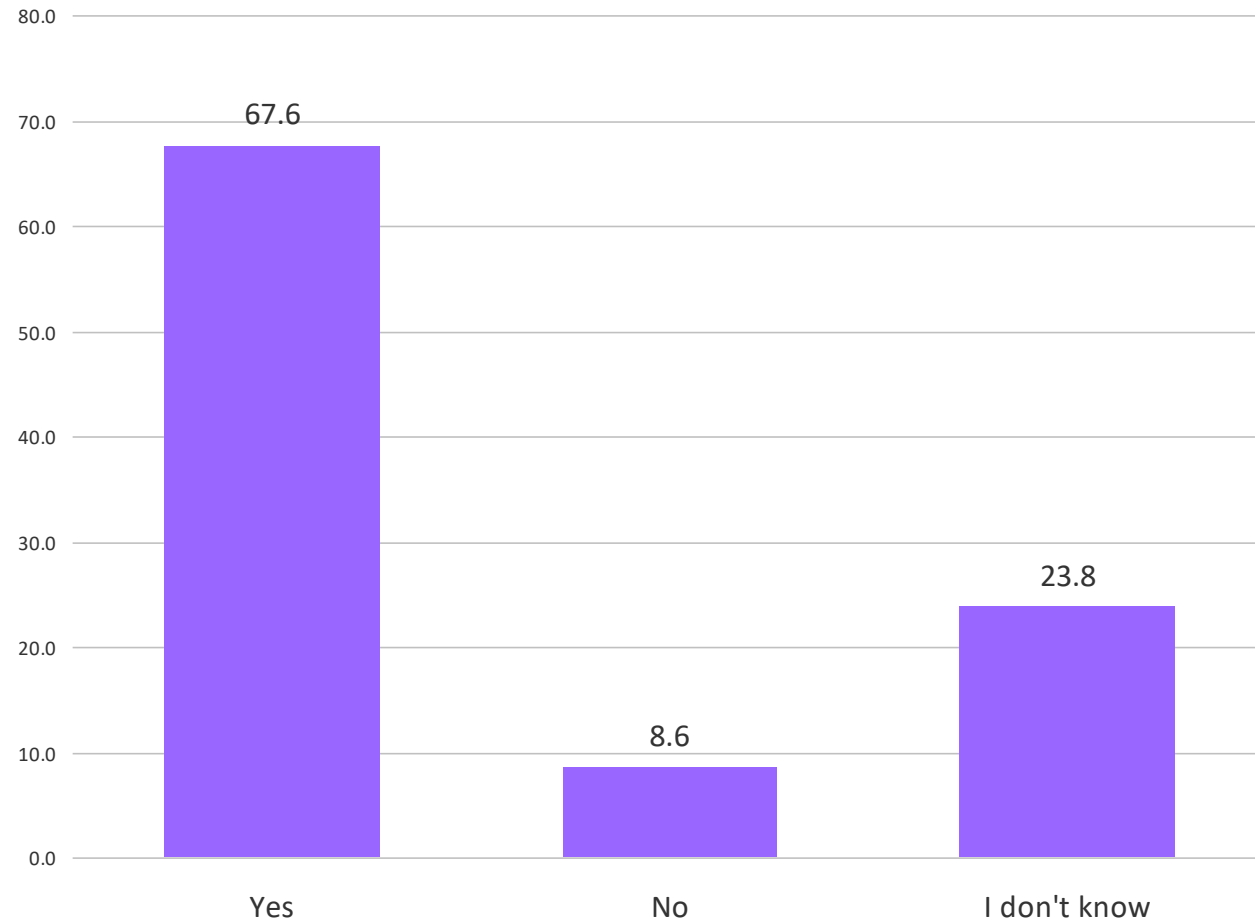
Region	Yes	No	It depends on the situation	I don't know
Bucharest-Ilfov	21,9%	31,2%	31,2%	15,6%
Center (AB, BV, CV, HR, MS, SB)	13,5%	14,6%	43,8%	28,1%
Northeast (BC, BT, IS, NT, SV, VS)	16,0%	31,1%	33,6%	19,3%
Northwest (BH, BN, CJ, MM, SJ, SM)	11,6%	21,1%	14,7%	52,6%
Southeast (BR, BZ, CT, GL, TL, VN)	14,0%	35,0%	30,0%	21,0%
South-Muntenia (AG, CL, DB, GR, IL, PH, TR)	9,9%	45,8%	21,9%	22,4%
Southwest-Oltenia (DJ, GJ, MH, OT, VL)	17,0%	8,0%	44,0%	31,0%
West (AR, CS, HD, TM)	25,4%	6,8%	57,6%	10,2%
Residence				
Cities over 200,000 inhabitants	28,2%	25,6%	33,3%	12,8%
Cities with 100,000-200,000 inhabitants	25,6%	24,4%	39,0%	11,0%
Cities with 30,000-100,000 inhabitants	19,0%	20,7%	32,8%	27,6%
Towns with less than 30,000 inhabitants	6,5%	39,4%	19,9%	34,1%
Rural commune or village	12,5%	28,4%	33,9%	25,2%
Sex				
Males	18,1%	22,3%	31,9%	27,7%
Females	11,0%	35,2%	29,7%	24,1%
Age Group				
18-29 years	25,5%	29,3%	26,1%	19,1%
30-39 years	18,5%	25,0%	22,8%	33,7%
40-49 years	11,3%	19,9%	35,5%	33,3%
50-59 years	14,1%	22,4%	32,9%	30,6%
60-69 years	9,7%	19,4%	40,9%	30,1%
Over 70 years	7,0%	50,4%	25,2%	17,4%
Education				
Elementary and middle school, vocational school	11,7%	40,8%	21,4%	26,1%
High school and post-secondary school	16,3%	24,5%	32,3%	26,9%
Higher education (bachelor, master, doctorate)	11,8%	15,1%	54,6%	18,5%
Occupation				
State employee	8,3%	23,4%	36,2%	32,1%
Private employee	16,1%	19,4%	36,6%	28,0%
Farmer, agricultor	7,7%	73,1%	11,5%	7,7%
Business owner, entrepreneur	39,3%	35,7%	21,4%	3,6%
Retired	9,6%	39,2%	27,3%	23,8%
Housekeeper, unemployed, without occupation	25,0%	19,2%	34,6%	21,2%

If you had the opportunity, would you receive a refugee person / group of refugees in your home for one week from Haiti, Mexico or Cuba?



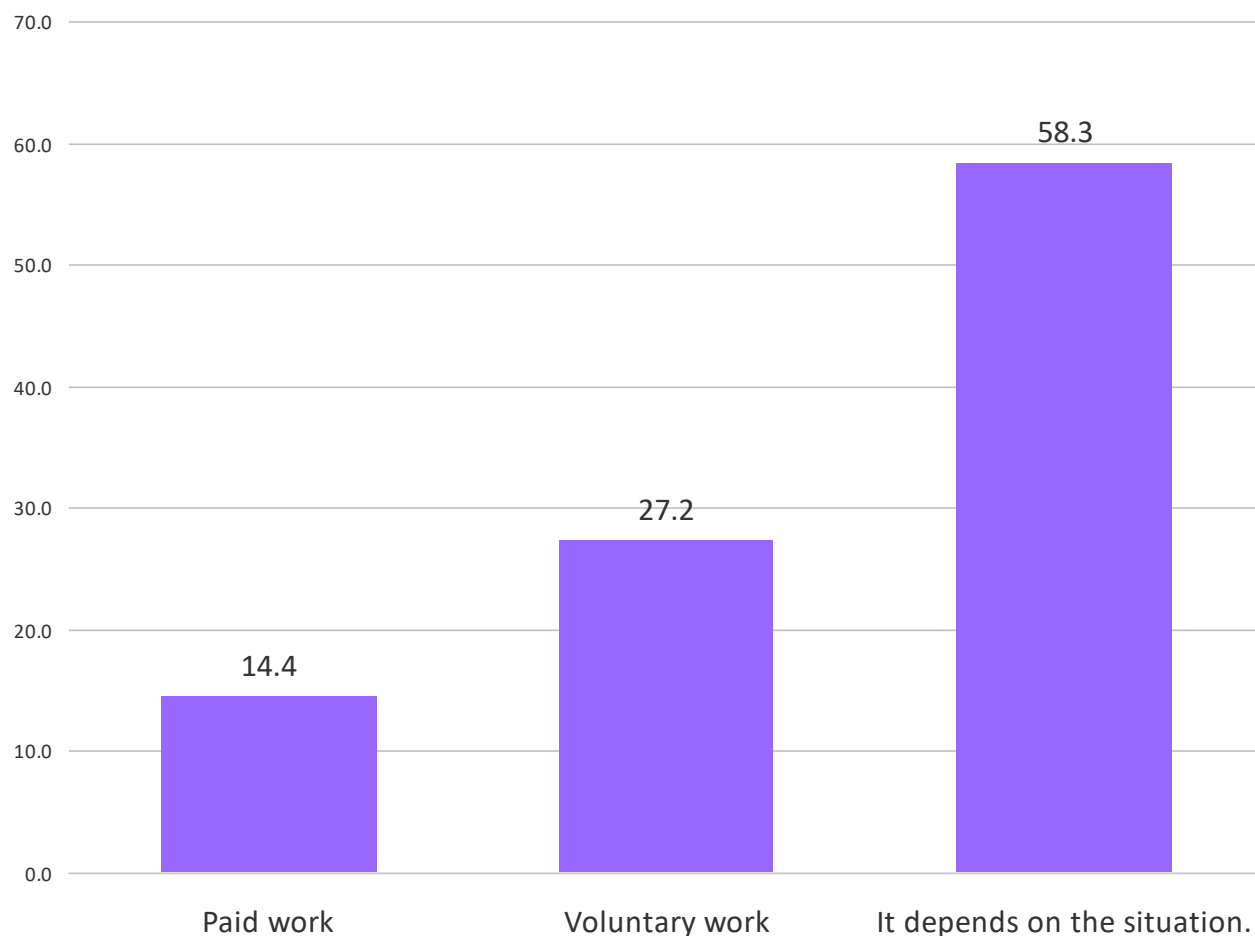
Region	Yes	No	It depends on the situation	I don't know
Bucharest-Ilfov	22,6%	32,3%	32,3%	12,9%
Center (AB, BV, CV, HR, MS, SB)	13,5%	13,5%	44,9%	28,1%
Northeast (BC, BT, IS, NT, SV, VS)	16,0%	30,3%	32,8%	21,0%
Northwest (BH, BN, CJ, MM, SJ, SM)	13,7%	18,9%	9,5%	57,9%
Sourtheast (BR, BZ, CT, GL, TL, VN)	15,0%	33,0%	32,0%	20,0%
South-Muntenia (AG, CL, DB, GR, IL, PH, TR)	9,4%	46,8%	21,1%	22,8%
Southwest-Oltenia (DJ, GJ, MH, OT, VL)	17,0%	8,0%	44,0%	31,0%
West (AR, CS, HD, TM)	25,4%	6,8%	57,6%	10,2%
Residence				
Cities over 200,000 inhabitants	28,2%	24,4%	34,6%	12,8%
Cities with 100,000-200,000 inhabitants	24,7%	25,9%	37,0%	12,3%
Cities with 30,000-100,000 inhabitants	21,1%	17,5%	29,8%	31,6%
Towns with less than 30,000 inhabitants	6,1%	39,3%	20,6%	34,0%
Rural commune or village	12,5%	28,7%	33,3%	25,5%
Sex				
Males	17,7%	22,3%	31,8%	28,2%
Females	11,4%	34,9%	29,0%	24,7%
Age Group				
18-29 years	25,9%	29,1%	25,9%	19,0%
30-39 years	18,3%	24,7%	22,6%	34,4%
40-49 years	12,1%	18,4%	36,9%	32,6%
50-59 years	13,3%	22,9%	30,1%	33,7%
60-69 years	9,7%	19,4%	39,8%	31,2%
Over 70 years	7,0%	50,4%	25,2%	17,4%
Education				
Elementary and middle school, vocational school	11,7%	41,3%	21,4%	25,6%
High school and post-secondary school	16,5%	23,5%	32,2%	27,8%
Higher education (bachelor, master, doctorate)	11,7%	15,0%	52,5%	20,8%
Occupation				
State employee	8,3%	23,0%	36,2%	32,5%
Private employee	17,2%	19,4%	35,5%	28,0%
Farmer, agricultor	8,3%	75,0%	8,3%	8,3%
Business owner, entrepreneur	39,3%	35,7%	21,4%	3,6%
Retired	9,8%	39,0%	26,6%	24,6%
Housekeeper, unemployed, without occupation	28,8%	21,2%	28,8%	21,2%

If you had the opportunity, would you personally help integrate refugees into Romanian society?



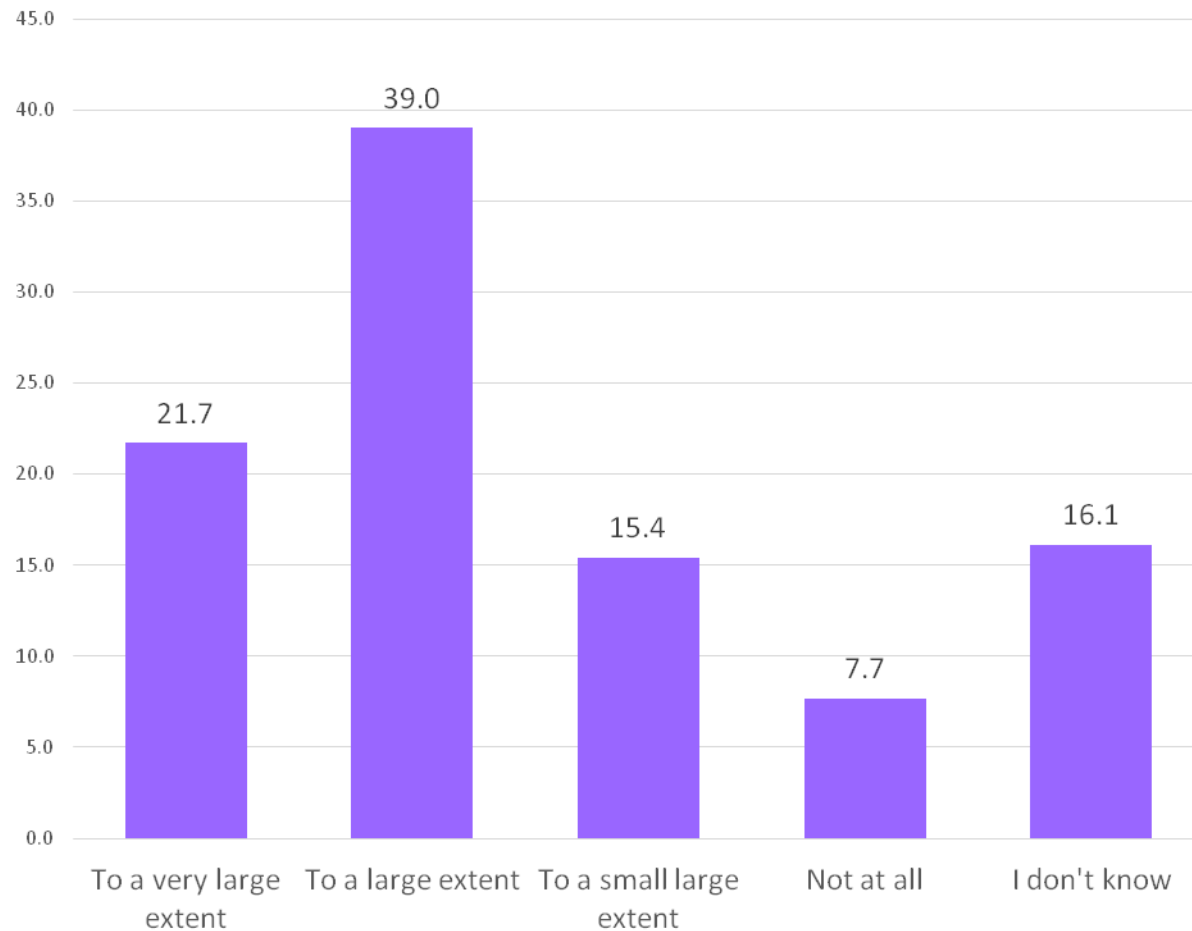
	Yes	No	I don't know
Region			
Bucharest-Ilfov	62,5%	18,8%	18,8%
Center (AB, BV, CV, HR, MS, SB)	80,9%	1,1%	18,0%
Northeast (BC, BT, IS, NT, SV, VS)	70,3%	7,6%	22,0%
Northwest (BH, BN, CJ, MM, SJ, SM)	89,5%	8,4%	2,1%
Southeast (BR, BZ, CT, GL, TL, VN)	45,5%	18,2%	36,4%
South-Muntenia (AG, CL, DB, GR, IL, PH, TR)	58,0%	7,3%	34,7%
Southwest-Oltenia (DJ, GJ, MH, OT, VL)	89,0%	7,0%	4,0%
West (AR, CS, HD, TM)	84,5%	3,4%	12,1%
Residence			
Cities over 200,000 inhabitants	78,2%	5,1%	16,7%
Cities with 100,000-200,000 inhabitants	86,6%	4,9%	8,5%
Cities with 30,000-100,000 inhabitants	75,4%	12,3%	12,3%
Towns with less than 30,000 inhabitants	66,7%	4,5%	28,9%
Rural commune or village	64,3%	10,9%	24,9%
Sex			
Males	74,1%	6,8%	19,2%
Females	65,4%	9,2%	25,4%
Age Group			
18-29 years	84,1%	6,3%	9,5%
30-39 years	75,0%	6,5%	18,5%
40-49 years	67,4%	7,1%	25,5%
50-59 years	70,2%	13,1%	16,7%
60-69 years	64,5%	11,3%	24,2%
Over 70 years	57,3%	7,1%	35,7%
Education			
Elementary and middle school, vocational school	58,2%	11,2%	30,6%
High school and post-secondary school	75,8%	7,0%	17,2%
Higher education (bachelor, master, doctorate)	79,0%	3,4%	17,6%
Occupation			
State employee	68,7%	9,4%	21,9%
Private employee	85,9%	6,5%	7,6%
Farmer, agricultor	88,0%	8,0%	4,0%
Business owner, entrepreneur	89,7%	3,4%	6,9%
Retired	55,7%	7,0%	37,4%
Housekeeper, unemployed, without occupation	53,8%	28,8%	17,3%
High school student, university student	89,7%	2,4%	7,9%
Comparison to the October 2021 poll			
October 2021	42,6%	23,6%	33,8%
March 2022	67,6%	8,6%	23,8%

If yes, you would help in the form of:



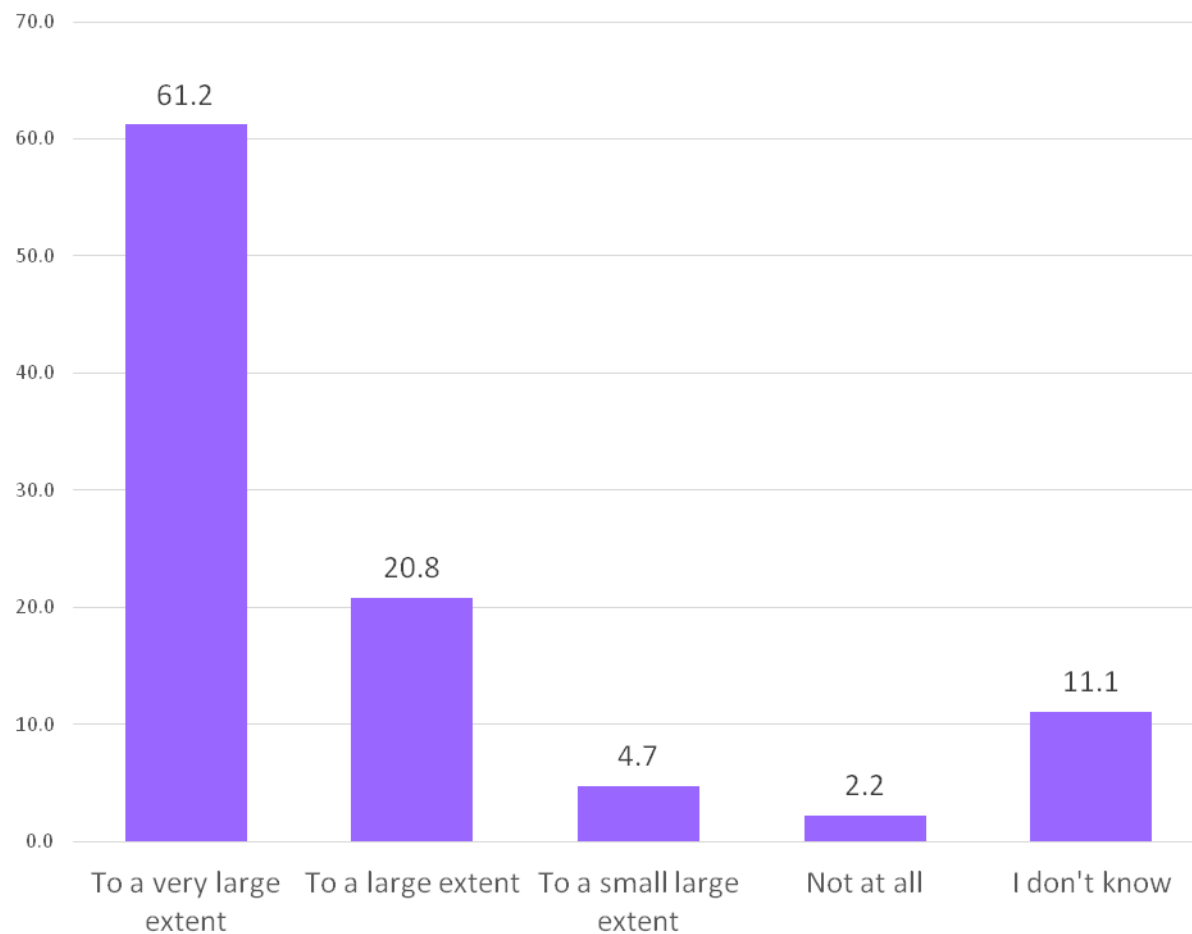
	Paid Work	Voluntary Work	It depends on the situation
Regiunea			
Bucuresti-Ilfov	16,1%	35,5%	48,4%
Centru (AB, BV, CV, HR, MS, SB)	20,5%	17,0%	62,5%
Nord-Est (BC, BT, IS, NT, SV, VS)	9,2%	28,6%	62,2%
Nord-Vest (BH, BN, CJ, MM, SJ, SM)	8,4%	32,6%	58,9%
Sud-Est (BR, BZ, CT, GL, TL, VN)	15,0%	31,0%	54,0%
Sud-Muntenia (AG, CL, DB, GR, IL, PH, TR)	14,3%	15,2%	70,6%
Sud-Vest Oltenia (DJ, GJ, MH, OT, VL)	19,2%	65,7%	15,2%
Vest (AR, CS, HD, TM)		51,7%	48,3%
Mediul de rezidență			
Oraș cu peste 200.000 locuitori	16,9%	31,2%	51,9%
Oraș cu 100.000 – 200.000 locuitori	6,2%	55,6%	38,3%
Oraș cu 30.000 – 100.000 locuitori	8,8%	28,1%	63,2%
Oraș cu mai puțin de 30.000 locuitori	16,7%	19,9%	63,4%
Comună sau sat	13,2%	28,2%	58,6%
Sex			
Masculin	9,9%	31,8%	58,3%
Feminin	15,7%	26,9%	57,4%
Grupa de vârstă			
18-29 ani	18,1%	44,1%	37,8%
30-39 ani	8,6%	36,6%	54,8%
40-49 ani	11,3%	24,8%	63,8%
50-59 ani	14,3%	27,4%	58,3%
60-69 ani	10,7%	21,4%	67,9%
Peste 70 ani	14,9%	22,4%	62,7%
Education			
Elementara	18,4%	17,9%	63,7%
Medie	10,4%	36,2%	53,4%
Superioara	7,5%	39,2%	53,3%
Occupation			
Salariat la stat, bugetar	12,0%	25,9%	62,0%
Salariat in mediul privat	6,5%	40,2%	53,3%
Lucrator in gospodaria proprie, agricultor	4,0%	16,0%	80,0%
Patron, liber intreprinzator	39,3%	42,9%	17,9%
Pensionar	15,4%	17,7%	67,0%
Casnica, somer, fara ocupatie	13,5%	38,5%	48,1%
Elev, student	13,4%	52,0%	34,6%
Comparison to the October 2021 poll			
October 2021	12,8%	22,3%	64,9%
March 2022	14,4%	27,2%	58,3%

To what extent do you think that we, Romanians, should help mainly the Ukrainians of Romanian ethnic origin and then the other refugees from Ukraine?



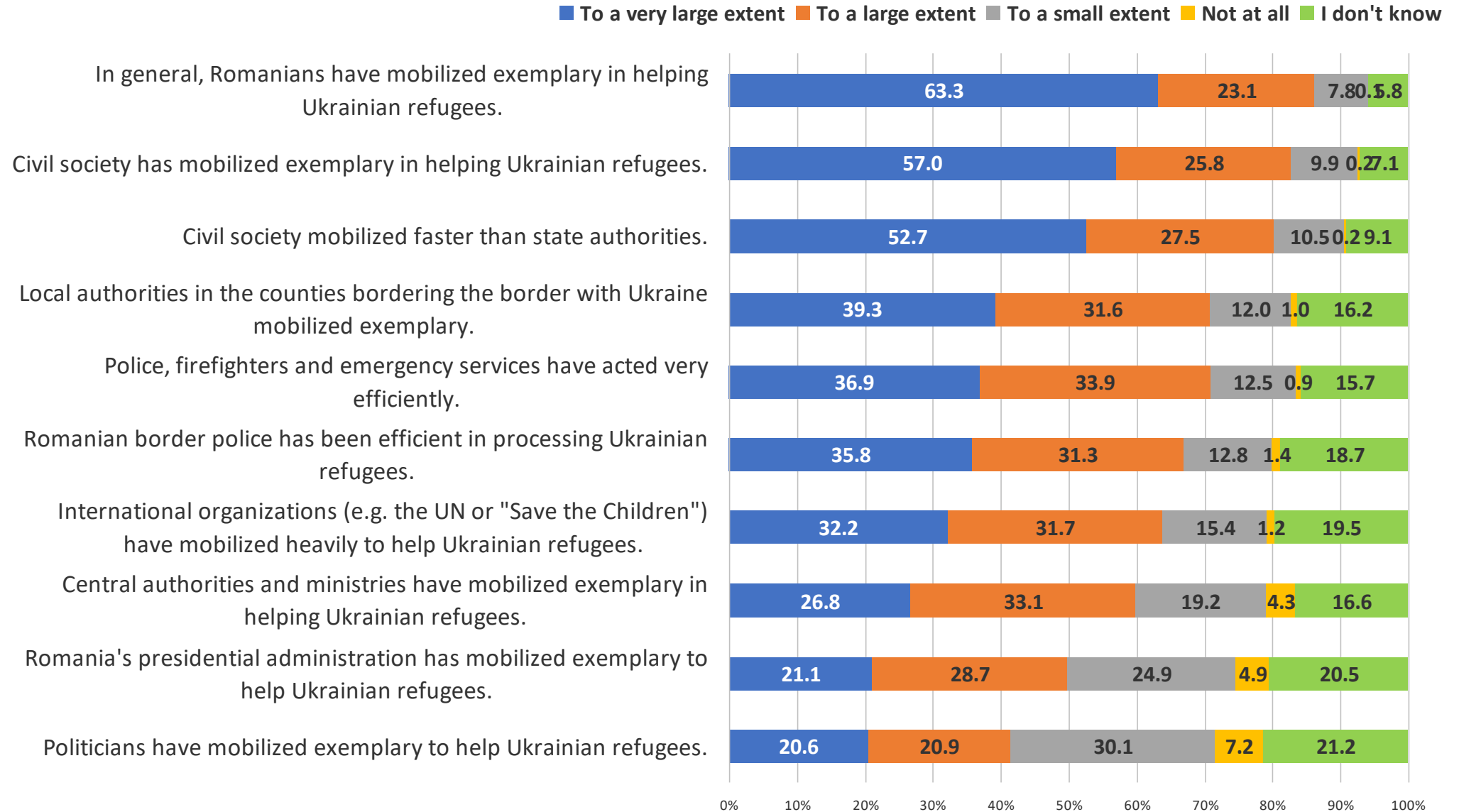
Regiunea	To a very large extent	To a large extent	To a small extent	Not at all	I don't know
Bucuresti-Ilfov	25,0%	34,4%	25,0%	12,5%	3,1%
Centru (AB, BV, CV, HR, MS, SB)	31,8%	31,8%	8,0%	2,3%	26,1%
Nord-Est (BC, BT, IS, NT, SV, VS)	16,0%	48,7%	16,0%	5,9%	13,4%
Nord-Vest (BH, BN, CJ, MM, SJ, SM)	28,4%	44,2%	8,4%	7,4%	11,6%
Sud-Est (BR, BZ, CT, GL, TL, VN)	19,2%	40,4%	9,1%	17,2%	14,1%
Sud-Muntenia (AG, CL, DB, GR, IL, PH, TR)	16,9%	44,0%	11,4%	6,7%	21,0%
Sud-Vest Oltenia (DJ, GJ, MH, OT, VL)	31,0%	12,0%	46,0%	7,0%	4,0%
Vest (AR, CS, HD, TM)	32,8%	41,4%	10,3%	3,4%	12,1%
Mediul de rezidență					
Oraș cu peste 200.000 locuitori	33,3%	38,5%	11,5%	10,3%	6,4%
Oraș cu 100.000 – 200.000 locuitori	29,6%	38,3%	17,3%	8,6%	6,2%
Oraș cu 30.000 – 100.000 locuitori	32,8%	27,6%	27,6%	5,2%	6,9%
Oraș cu mai puțin de 30.000 locuitori	22,8%	52,4%	13,8%	1,6%	9,3%
Comună sau sat	18,2%	33,9%	14,4%	10,0%	23,5%
Sex					
Masculin	24,5%	39,7%	20,6%	8,2%	7,0%
Feminin	21,1%	38,9%	11,7%	7,1%	21,2%
Grupa de vârstă					
18-29 ani	27,0%	37,6%	16,4%	10,1%	9,0%
30-39 ani	18,3%	43,0%	17,2%	3,2%	18,3%
40-49 ani	27,1%	29,3%	18,6%	5,7%	19,3%
50-59 ani	22,9%	36,1%	13,3%	7,2%	20,5%
60-69 ani	26,3%	43,5%	13,4%	8,6%	8,1%
Peste 70 ani	14,5%	42,1%	13,2%	7,0%	23,1%
Education					
Elementara	20,7%	43,1%	7,5%	9,2%	19,5%
Medie	21,4%	37,5%	21,2%	6,1%	13,9%
Superioara	32,2%	31,4%	19,8%	5,8%	10,7%
Ocupation					
Salariat la stat, bugetar	19,9%	38,0%	16,9%	4,5%	20,7%
Salariat in mediul privat	34,8%	41,3%	14,1%	6,5%	3,3%
Lucrator in gospodaria proprie, agricultor	12,0%	76,0%	4,0%	8,0%	
Patron, liber intreprinzator	35,7%	39,3%	14,3%	7,1%	3,6%
Pensionar	20,0%	38,6%	14,8%	6,1%	20,6%
Casnica, somer, fara ocupatie	18,9%	30,2%	11,3%	26,4%	13,2%

So far, to what extent do you think that we, Romanians, have shown humanity and solidarity towards the refugees from Ukraine?

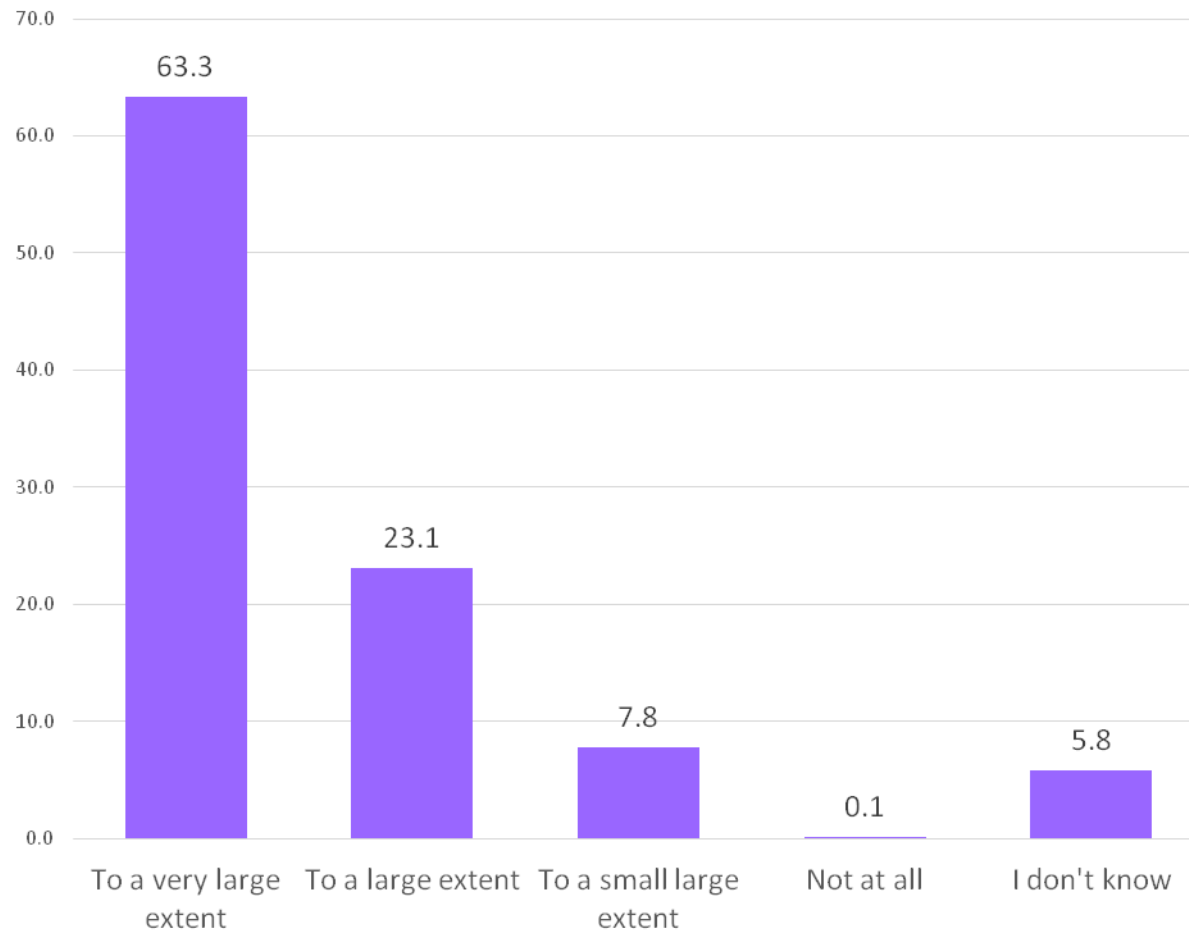


Region	To a very large extent	To a large extent	To a small extent	Not at all	I don't know
Bucharest-Ilfov	48,5%	36,4%	6,1%	6,1%	3,0%
Center (AB, BV, CV, HR, MS, SB)	50,6%	32,6%	1,1%		15,7%
Northeast (BC, BT, IS, NT, SV, VS)	67,8%	22,0%	1,7%	1,7%	6,8%
Northwest (BH, BN, CJ, MM, SJ, SM)	85,1%	7,4%	1,1%		6,4%
Sourtheast (BR, BZ, CT, GL, TL, VN)	62,0%	21,0%	2,0%	12,0%	3,0%
South-Muntenia (AG, CL, DB, GR, IL, PH, TR)	58,3%	21,0%	2,0%		18,7%
Southwest-Oltenia (DJ, GJ, MH, OT, VL)	53,1%	17,3%	25,5%	3,1%	1,0%
West (AR, CS, HD, TM)	65,5%	25,9%			8,6%
Residence					
Cities over 200,000 inhabitants	66,2%	26,0%	2,6%	2,6%	2,6%
Cities with 100,000-200,000 inhabitants	62,2%	29,3%	4,9%	2,4%	1,2%
Cities with 30,000-100,000 inhabitants	78,9%	12,3%	8,8%		
Towns with less than 30,000 inhabitants	67,5%	26,0%	,8%		5,7%
Rural commune or village	55,3%	17,4%	6,0%	3,2%	18,1%
Sex					
Males	64,5%	25,4%	2,3%	2,5%	5,4%
Females	59,3%	18,6%	5,7%	1,9%	14,5%
Age Group					
18-29 years	68,1%	25,5%	4,3%		2,1%
30-39 years	65,6%	22,6%	1,1%	2,2%	8,6%
40-49 years	56,0%	28,4%	3,5%	2,1%	9,9%
50-59 years	57,6%	25,9%	1,2%	2,4%	12,9%
60-69 years	64,2%	21,4%	2,7%	6,4%	5,3%
Over 70 years	56,6%	11,6%	8,7%		23,1%
Education					
Elementary and middle school, vocational school	59,6%	17,9%	1,2%	4,0%	17,4%
High school and post-secondary school	60,2%	25,2%	8,0%	,7%	5,8%
Higher education (bachelor, master, doctorate)	72,3%	17,6%	2,5%		7,6%
Occupation					
State employee	60,8%	23,8%	3,0%	1,1%	11,3%
Private employee	55,4%	39,1%	3,3%		2,2%
Farmer, agricultor	80,0%	8,0%	4,0%	8,0%	
Business owner, entrepreneur	60,7%	39,3%			
Retired	58,6%	15,7%	5,8%	,6%	19,4%

In recent days, our country has received tens of thousands of refugees from Ukraine. To what extent do you agree with the following statements:

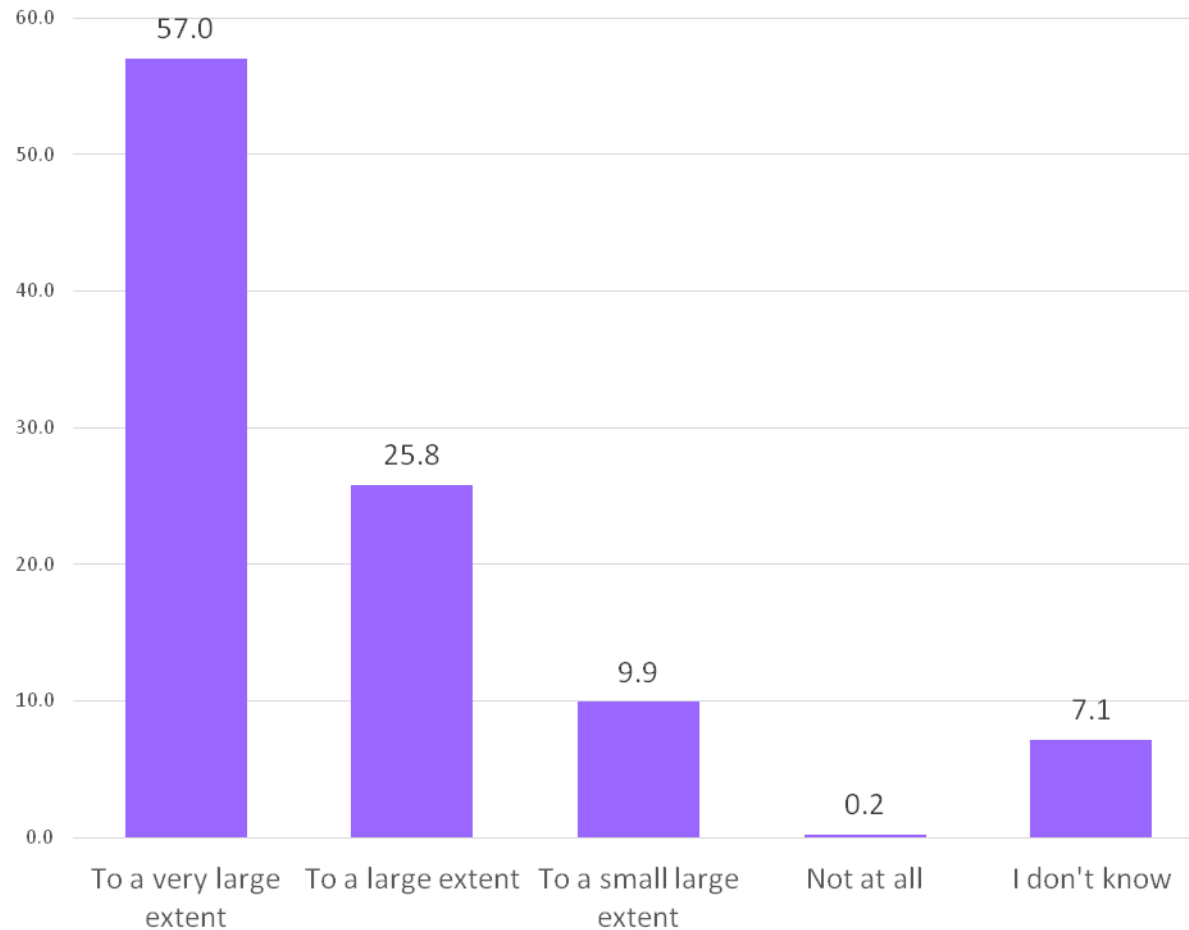


To what extent do you think that Romanians have mobilized exemplary in helping Ukrainian refugees?



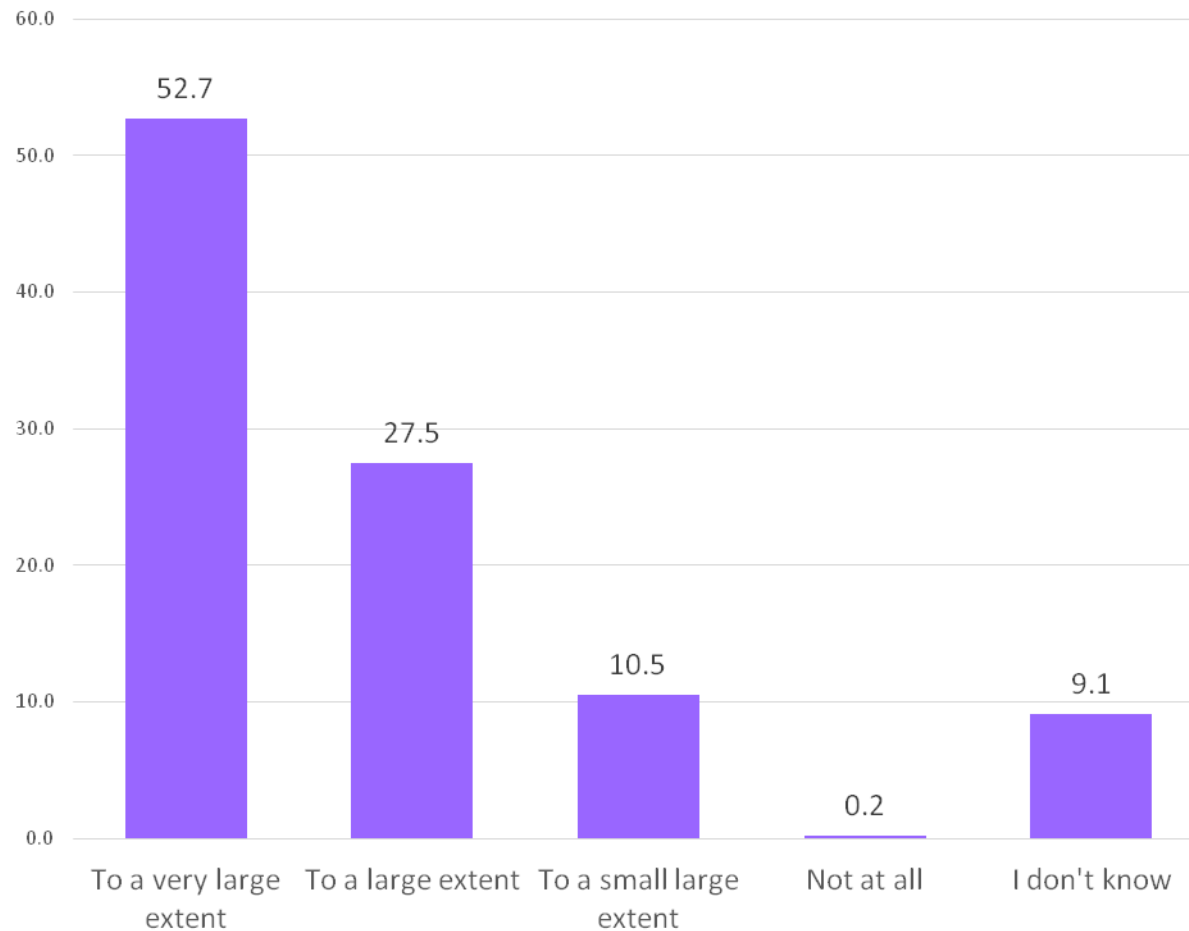
Region	To a very large extent	To a large extent	To a small extent	Not at all	I don't know
Bucharest-Ilfov	61,3%	29,0%	9,7%		
Center (AB, BV, CV, HR, MS, SB)	38,2%	47,2%	14,6%		
Northeast (BC, BT, IS, NT, SV, VS)	74,8%	16,0%	4,2%		5,0%
Northwest (BH, BN, CJ, MM, SJ, SM)	80,9%	12,8%			6,4%
Southeast (BR, BZ, CT, GL, TL, VN)	72,4%	16,3%	10,2%		1,0%
South-Muntenia (AG, CL, DB, GR, IL, PH, TR)	62,7%	25,1%	1,7%		10,5%
Southwest-Oltenia (DJ, GJ, MH, OT, VL)	51,0%	18,0%	31,0%		
West (AR, CS, HD, TM)	50,0%	39,7%	1,7%	8,6%	
Residence					
Cities over 200,000 inhabitants	74,4%	19,2%	6,4%		
Cities with 100,000-200,000 inhabitants	59,3%	39,5%	1,2%		
Cities with 30,000-100,000 inhabitants	75,4%	15,8%	8,8%		
Towns with less than 30,000 inhabitants	82,1%	10,6%	2,0%	2,0%	3,3%
Rural commune or village	49,5%	30,4%	11,3%		8,9%
Sex					
Males	60,8%	32,4%	5,4%		1,4%
Females	63,4%	19,0%	8,6%	1,0%	7,9%
Age Group					
18-29 years	66,3%	28,9%	3,2%		1,6%
30-39 years	68,5%	20,7%	6,5%		4,3%
40-49 years	51,8%	31,9%	14,9%		1,4%
50-59 years	62,4%	24,7%	2,4%		10,6%
60-69 years	68,8%	24,2%	7,0%		
Over 70 years	58,3%	16,9%	8,7%	2,1%	14,0%
Education					
Elementary and middle school, vocational school	66,2%	19,2%	6,2%		8,5%
High school and post-secondary school	58,8%	27,1%	9,9%	,2%	3,9%
Higher education (bachelor, master, doctorate)	62,0%	29,8%	2,5%	5,0%	,8%
Occupation					
State employee	59,6%	23,8%	11,7%		4,9%
Private employee	75,0%	21,7%	2,2%	1,1%	
Farmer, agricultor	84,0%	8,0%	8,0%		
Business owner, entrepreneur	60,7%	39,3%			
Retired	57,6%	24,7%	6,4%	1,5%	9,9%
Unemployed	61,5%	19,9%	17,9%		1,8%

To what extent do you think that civil society has mobilized exemplary in helping Ukrainian refugees?



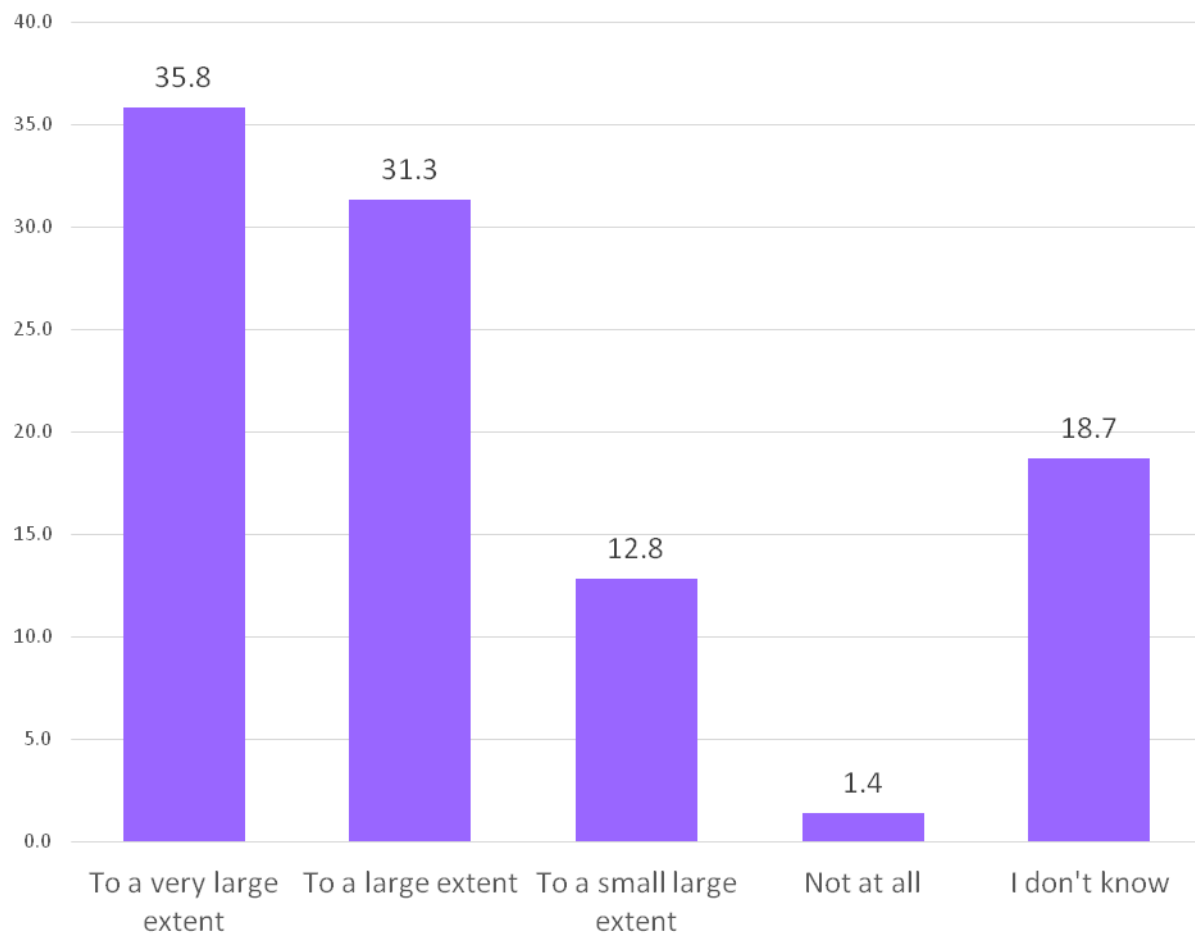
Region	To a very large extent	To a large extent	To a small extent	Not at all	I don't know
Bucharest-Ilfov	58,1%	32,3%	9,7%		
Center (AB, BV, CV, HR, MS, SB)	35,2%	46,6%	18,2%		
Northeast (BC, BT, IS, NT, SV, VS)	42,9%	43,7%	,8%		12,6%
Northwest (BH, BN, CJ, MM, SJ, SM)	73,4%	11,7%	8,5%		6,4%
Sourtheast (BR, BZ, CT, GL, TL, VN)	60,0%	25,0%	13,0%		2,0%
South-Muntenia (AG, CL, DB, GR, IL, PH, TR)	63,8%	21,0%	3,5%	,3%	11,4%
Southwest-Oltenia (DJ, GJ, MH, OT, VL)	51,0%	15,0%	33,0%		1,0%
West (AR, CS, HD, TM)	55,9%	33,9%	10,2%		
Residence					
Cities over 200,000 inhabitants	65,4%	25,6%	7,7%		1,3%
Cities with 100,000-200,000 inhabitants	55,6%	33,3%	11,1%		
Cities with 30,000-100,000 inhabitants	74,1%	13,8%	8,6%		3,4%
Towns with less than 30,000 inhabitants	74,5%	17,0%	3,2%	,4%	4,9%
Rural commune or village	44,2%	31,6%	14,0%		10,2%
Sex					
Males	56,6%	33,5%	7,6%	,3%	2,0%
Females	57,2%	21,9%	11,4%		9,5%
Age Group					
18-29 years	56,6%	32,8%	8,5%	,5%	1,6%
30-39 years	53,3%	31,5%	10,9%		4,3%
40-49 years	47,9%	25,7%	17,9%		8,6%
50-59 years	51,2%	34,5%	3,6%		10,7%
60-69 years	64,7%	28,3%	7,0%		
Over 70 years	59,8%	15,4%	10,8%		14,1%
Education					
Elementary and middle school, vocational school	60,2%	21,1%	8,2%		10,4%
High school and post-secondary school	51,9%	31,1%	12,4%	,2%	4,4%
Higher education (bachelor, master, doctorate)	63,0%	27,7%	7,6%		1,7%
Occupation					
State employee	45,8%	31,4%	13,3%		9,5%
Private employee	75,0%	20,7%	4,3%		
Farmer, agricultor	80,0%	8,0%	12,0%		
Business owner, entrepreneur	58,6%	41,4%			
Retired	60,9%	21,2%	8,1%		9,9%
Unemployed	48,8%	33,7%	18,0%	1,0%	0,0%

To what extent do you think that civil society mobilized faster than state authorities?



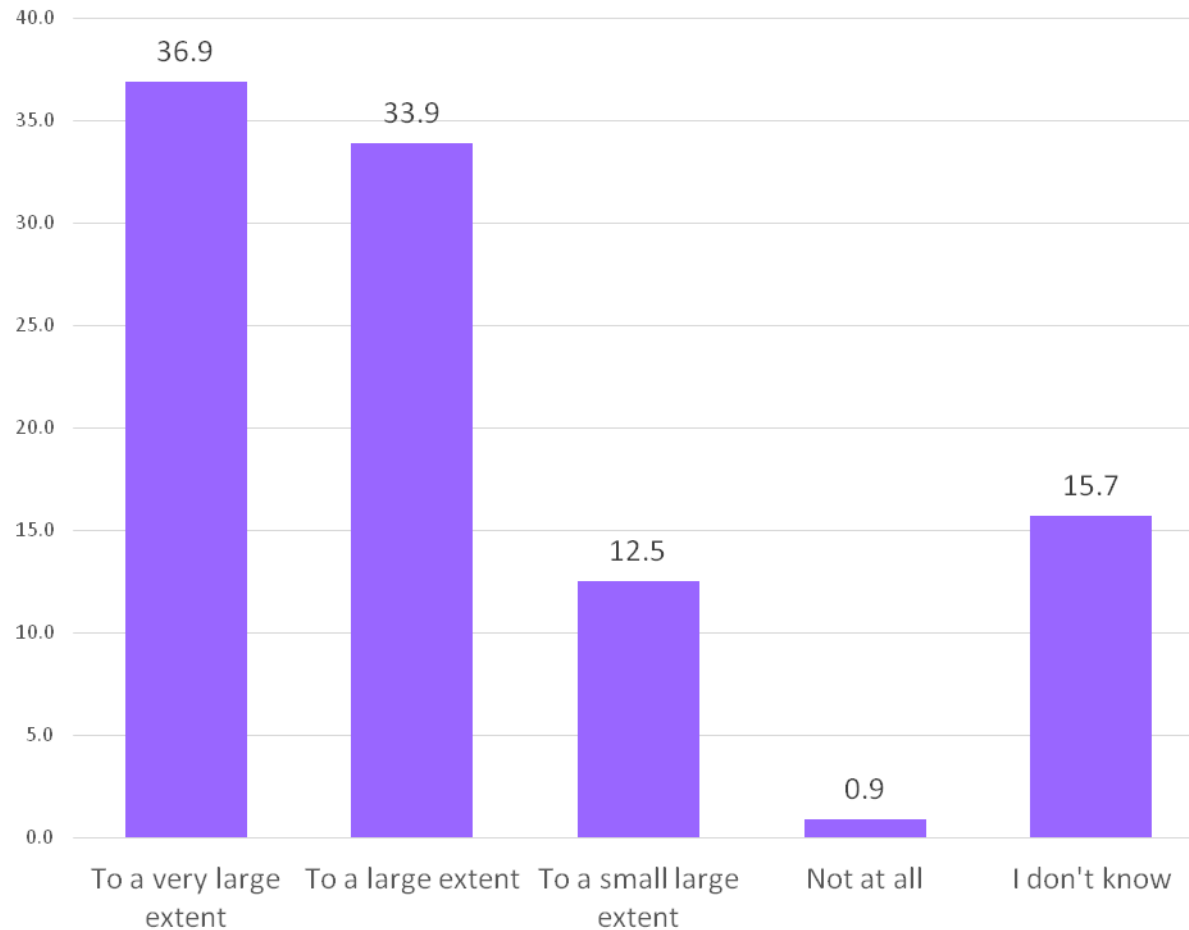
Region	To a very large extent	To a large extent	To a small extent	Not at all	I don't know
Bucharest-Ilfov	53,1%	28,1%	12,5%		6,3%
Center (AB, BV, CV, HR, MS, SB)	36,0%	49,4%	6,7%		7,9%
Northeast (BC, BT, IS, NT, SV, VS)	70,6%	20,2%	1,7%		7,6%
Northwest (BH, BN, CJ, MM, SJ, SM)	77,9%	8,4%			13,7%
Southeast (BR, BZ, CT, GL, TL, VN)	61,6%	26,3%	9,1%		3,0%
South-Muntenia (AG, CL, DB, GR, IL, PH, TR)	47,2%	30,6%	9,0%	,6%	12,5%
Southwest-Oltenia (DJ, GJ, MH, OT, VL)	31,0%	25,0%	40,0%		4,0%
West (AR, CS, HD, TM)	40,7%	47,5%	10,2%		1,7%
Residence					
Cities over 200,000 inhabitants	68,8%	20,8%	5,2%		5,2%
Cities with 100,000-200,000 inhabitants	53,1%	39,5%	4,9%		2,5%
Cities with 30,000-100,000 inhabitants	56,1%	22,8%	12,3%		8,8%
Towns with less than 30,000 inhabitants	49,0%	36,0%	7,3%	,4%	7,3%
Rural commune or village	50,1%	25,1%	13,8%	,2%	10,8%
Sex					
Males	54,9%	28,2%	8,7%	,6%	7,6%
Females	50,0%	29,1%	11,6%		9,3%
Age Group					
18-29 years	50,8%	27,0%	10,1%	1,1%	11,1%
30-39 years	56,5%	30,4%	7,6%		5,4%
40-49 years	50,4%	33,3%	9,9%		6,4%
50-59 years	57,1%	29,8%	2,4%		10,7%
60-69 years	63,1%	28,3%	7,0%		1,6%
Over 70 years	41,7%	26,4%	17,8%		14,0%
Education					
Elementary and middle school, vocational school	52,5%	26,4%	10,4%		10,7%
High school and post-secondary school	50,5%	31,1%	10,2%	,5%	7,8%
Higher education (bachelor, master, doctorate)	55,5%	29,4%	10,9%		4,2%
Occupation					
State employee	52,7%	28,0%	10,6%	,4%	8,3%
Private employee	74,2%	21,5%	3,2%		1,1%
Farmer, agricultor	84,0%	8,0%	8,0%		
Business owner, entrepreneur	58,6%	37,9%			3,4%
Retired	43,3%	33,7%	12,5%		10,5%
Unemployed	42,1%	22,2%	17,2%		18,5%

To what extent do you think that Romanian border police has been efficient in processing Ukrainian refugees?



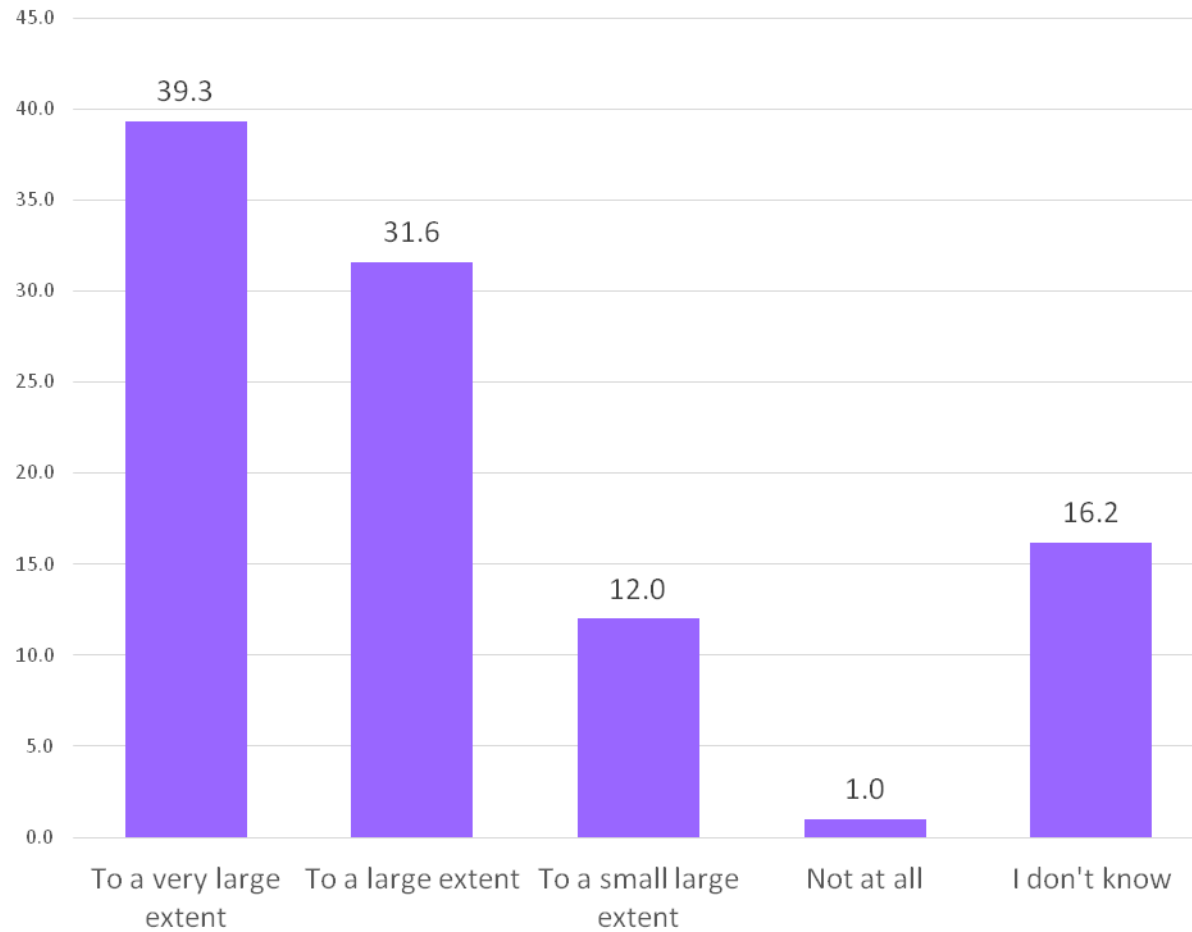
Region	To a very large extent	To a large extent	To a small extent	Not at all	I don't know
Bucharest-Ilfov	37,5%	31,3%	28,1%		3,1%
Center (AB, BV, CV, HR, MS, SB)	22,5%	39,3%	12,4%	7,9%	18,0%
Northeast (BC, BT, IS, NT, SV, VS)	41,5%	36,4%	5,9%		16,1%
Northwest (BH, BN, CJ, MM, SJ, SM)	41,5%	40,4%	8,5%		9,6%
Sourtheast (BR, BZ, CT, GL, TL, VN)	36,0%	45,0%	12,0%	3,0%	4,0%
South-Muntenia (AG, CL, DB, GR, IL, PH, TR)	40,1%	18,6%	8,4%	,9%	32,0%
Southwest-Oltenia (DJ, GJ, MH, OT, VL)	18,2%	40,4%	36,4%		5,1%
West (AR, CS, HD, TM)	22,0%	44,1%	18,6%		15,3%
Residence					
Cities over 200,000 inhabitants	52,6%	26,9%	15,4%		5,1%
Cities with 100,000-200,000 inhabitants	35,8%	48,1%	8,6%		7,4%
Cities with 30,000-100,000 inhabitants	43,9%	28,1%	15,8%	1,80%	10,5%
Towns with less than 30,000 inhabitants	38,9%	24,3%	8,9%	2,4%	25,5%
Rural commune or village	28,6%	35,0%	15,7%	,8%	19,9%
Sex					
Males	33,9%	39,8%	16,4%	1,7%	8,2%
Females	35,5%	27,4%	11,2%	1,0%	24,8%
Age Group					
18-29 years	35,4%	33,3%	19,0%	1,6%	10,6%
30-39 years	32,6%	38,0%	13,0%	6,50%	9,8%
40-49 years	35,7%	35,7%	10,7%		17,9%
50-59 years	34,1%	41,2%	9,4%		15,3%
60-69 years	40,1%	39,6%	13,4%	1,60%	5,3%
Over 70 years	30,6%	18,2%	11,2%		40,1%
Education					
Elementary and middle school, vocational school	39,7%	21,9%	8,2%	,5%	29,7%
High school and post-secondary school	31,3%	39,6%	18,0%	1,5%	9,7%
Higher education (bachelor, master, doctorate)	31,7%	40,8%	12,5%	3,3%	11,7%
Occupation					
State employee	34,8%	34,1%	12,1%	2,7%	16,3%
Private employee	55,4%	28,3%	12,0%	1,1%	3,3%
Farmer, agricultor	7,7%	15,4%	11,5%		65,4%
Business owner, entrepreneur	53,6%	42,9%	3,6%		
Retired	30,8%	31,4%	11,3%	,9%	25,6%
Unemployed	24,2%	22,1%	22,2%		11,5%

To what extent do you think that **police, firefighters and emergency services** have acted very efficiently?



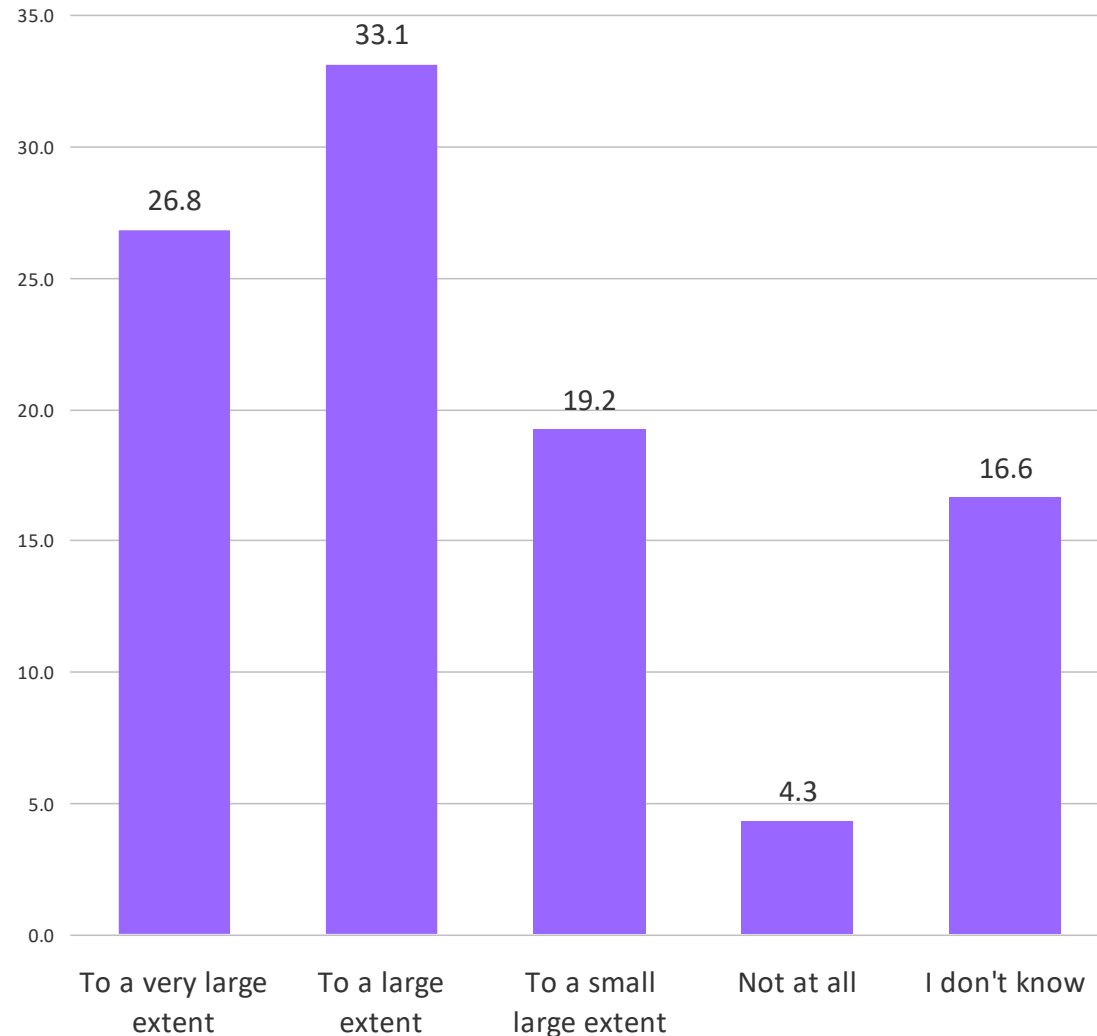
Region	To a very large extent	To a very extent	To a small extent	Not at all	I don't know
Bucharest-Ilfov	37,5%	40,6%	15,6%		6,3%
Center (AB, BV, CV, HR, MS, SB)	30,7%	55,7%	4,5%	1,1%	8,0%
Northeast (BC, BT, IS, NT, SV, VS)	46,7%	30,8%	5,8%		16,7%
Northwest (BH, BN, CJ, MM, SJ, SM)	33,7%	43,2%	10,5%		12,6%
Southeast (BR, BZ, CT, GL, TL, VN)	49,5%	34,3%	10,1%	4,0%	2,0%
South-Muntenia (AG, CL, DB, GR, IL, PH, TR)	33,8%	28,0%	10,5%	1,2%	26,5%
Southwest-Oltenia (DJ, GJ, MH, OT, VL)	32,0%	28,0%	36,0%		4,0%
West (AR, CS, HD, TM)	27,6%	51,7%	6,9%	8,6%	5,2%
Residence					
Cities over 200,000 inhabitants	52,6%	23,1%	14,1%		10,3%
Cities with 100,000-200,000 inhabitants	38,3%	39,5%	14,8%		7,4%
Cities with 30,000-100,000 inhabitants	51,8%	26,8%	12,5%		8,9%
Towns with less than 30,000 inhabitants	39,4%	27,6%	7,7%	4,1%	21,1%
Rural commune or village	30,0%	41,0%	13,7%	,6%	14,6%
Sex					
Males	30,3%	47,2%	15,4%	1,4%	5,6%
Females	40,1%	27,5%	10,2%	1,4%	20,9%
Age Group					
18-29 years	34,9%	40,7%	12,7%	2,1%	9,5%
30-39 years	50,0%	30,4%	7,6%	2,2%	9,8%
40-49 years	36,9%	39,7%	12,1%		11,3%
50-59 years	41,0%	32,5%	10,8%	1,2%	14,5%
60-69 years	37,4%	36,9%	18,7%		7,0%
Over 70 years	29,9%	29,0%	8,7%	2,1%	30,3%
Education					
Elementary and middle school, vocational school	35,8%	27,6%	13,2%	,5%	22,9%
High school and post-secondary school	37,5%	39,2%	12,7%	1,2%	9,5%
Higher education (bachelor, master, doctorate)	34,2%	45,8%	6,7%	5,8%	7,5%
Occupation					
State employee	44,9%	29,1%	11,3%	1,9%	12,8%
Private employee	61,3%	28,0%	8,6%		2,2%
Farmer, agricultor	8,0%	80,0%	12,0%		
Business owner, entrepreneur	48,1%	51,9%			
Retired	27,0%	34,6%	12,5%	1,5%	24,4%
Unemployed	25,0%	25,0%	10,0%	0,0%	35,0%

To what extent do you think that local authorities in the counties bordering the border with Ukraine mobilized exemplary?



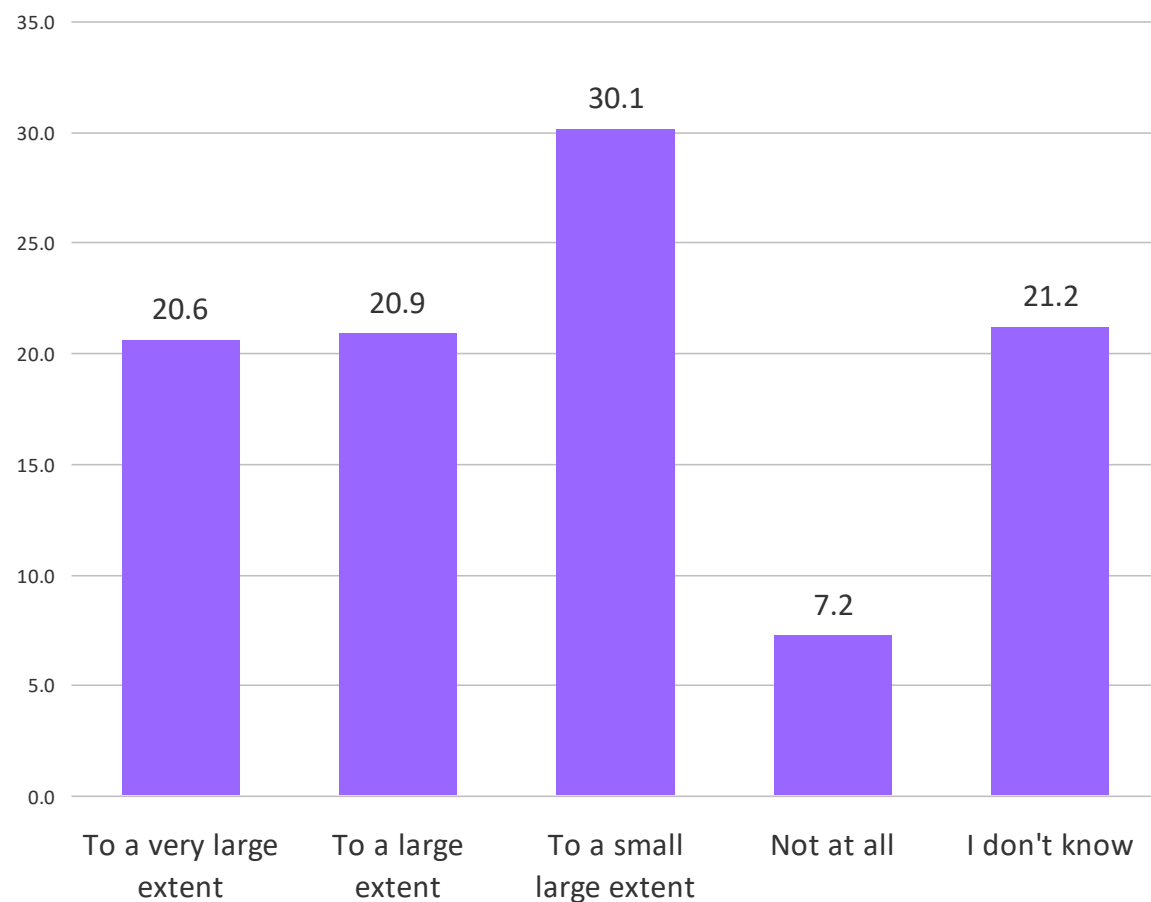
Region	To a very large extent	To a large extent	To a small extent	Not at all	I don't know
Bucharest-Ilfov	31,3%	37,5%	21,9%	3,1%	6,3%
Center (AB, BV, CV, HR, MS, SB)	33,7%	41,6%	10,1%	1,1%	13,5%
Northeast (BC, BT, IS, NT, SV, VS)	42,9%	34,5%	9,2%		13,4%
Northwest (BH, BN, CJ, MM, SJ, SM)	58,5%	26,6%	5,3%		9,6%
Sourtheast (BR, BZ, CT, GL, TL, VN)	54,5%	28,3%	11,1%	3,0%	3,0%
South-Muntenia (AG, CL, DB, GR, IL, PH, TR)	30,5%	32,6%	8,4%	,9%	27,6%
Southwest-Oltenia (DJ, GJ, MH, OT, VL)	40,0%	21,0%	32,0%	1,0%	6,0%
West (AR, CS, HD, TM)	32,8%	50,0%	5,2%	10,3%	1,7%
Residence					
Cities over 200,000 inhabitants	44,9%	28,2%	19,2%	1,3%	6,4%
Cities with 100,000-200,000 inhabitants	38,3%	50,6%	4,9%	1,2%	4,9%
Cities with 30,000-100,000 inhabitants	48,3%	20,7%	17,2%	3,4%	10,3%
Towns with less than 30,000 inhabitants	39,7%	25,9%	8,1%	4,0%	22,3%
Rural commune or village	36,3%	35,2%	12,7%	,2%	15,5%
Sex					
Males	42,7%	35,9%	13,6%	1,4%	6,5%
Females	36,6%	30,7%	10,3%	1,7%	20,7%
Age Group					
18-29 years	36,0%	38,1%	14,3%	1,6%	10,1%
30-39 years	39,1%	33,7%	7,6%	3,3%	16,3%
40-49 years	36,9%	39,0%	13,5%	0,70%	9,9%
50-59 years	38,1%	38,1%	9,5%	2,4%	11,9%
60-69 years	59,9%	19,8%	14,4%		5,9%
Over 70 years	27,0%	32,0%	8,7%	2,1%	30,3%
Education					
Elementary and middle school, vocational school	36,2%	30,2%	10,2%	,5%	22,9%
High school and post-secondary school	40,4%	33,8%	14,8%	1,0%	10,0%
Higher education (bachelor, master, doctorate)	44,2%	36,7%	5,0%	6,7%	7,5%
Occupation					
State employee	42,3%	29,8%	12,5%	2,3%	13,2%
Private employee	55,3%	28,7%	11,7%	1,1%	3,2%
Farmer, agricultor	15,4%	73,1%	11,5%		
Business owner, entrepreneur	48,3%	44,8%	3,4%	3,4%	
Retired	35,8%	27,9%	10,5%	1,5%	24,4%
Unemployed	34,0%	34,0%	10,0%		11,5%

To what extent do you think that central authorities and ministries have mobilized exemplary in helping Ukrainian refugees?



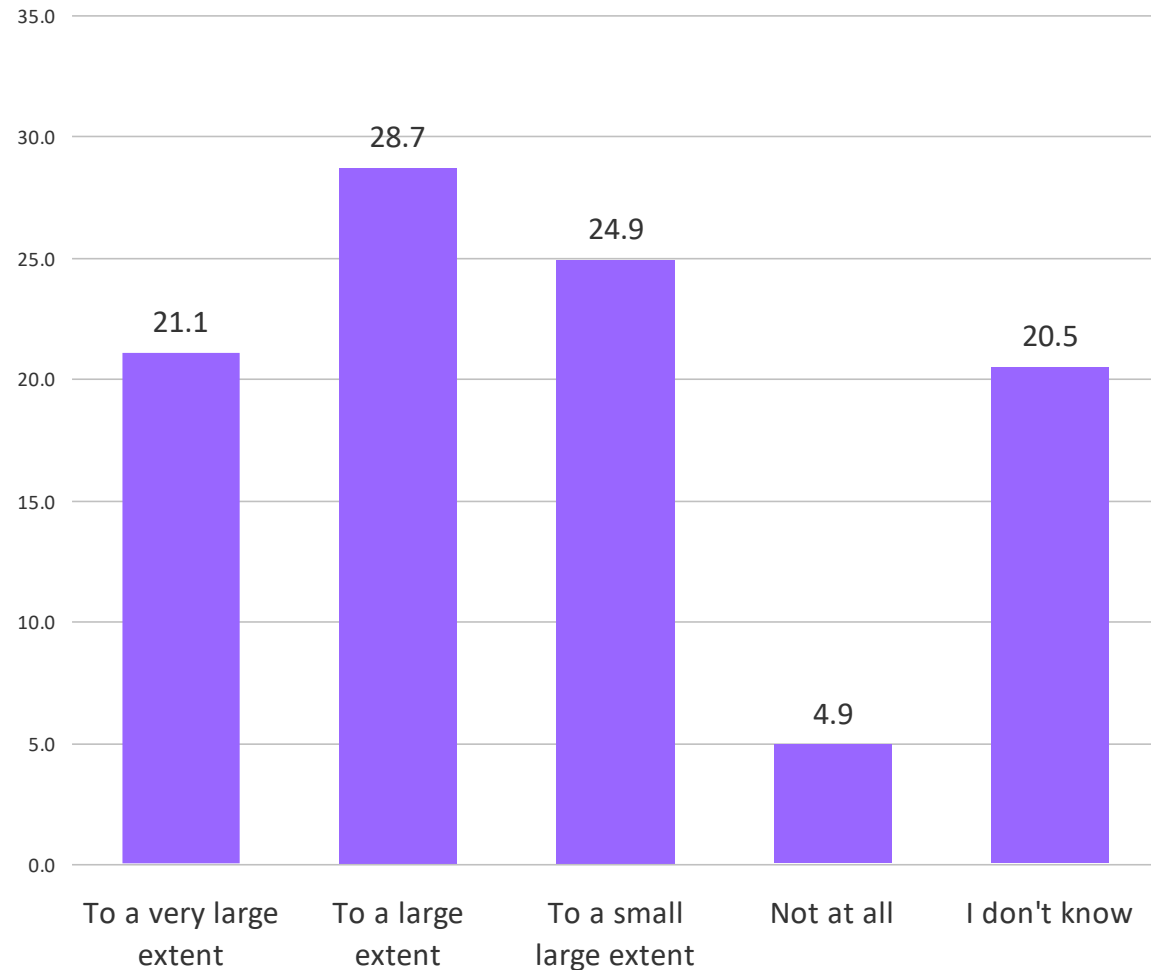
Region	To a very large extent	To a large extent	To a small extent	Not at all	I don't know
Bucharest-Ilfov	25,8%	48,4%	22,6%		3,2%
Center (AB, BV, CV, HR, MS, SB)	22,5%	40,4%	19,1%	4,5%	13,5%
Northeast (BC, BT, IS, NT, SV, VS)	19,5%	43,2%	13,6%	6,8%	16,9%
Northwest (BH, BN, CJ, MM, SJ, SM)	31,9%	52,1%	5,3%	1,1%	9,6%
Southeast (BR, BZ, CT, GL, TL, VN)	42,0%	32,0%	20,0%	3,0%	3,0%
South-Muntenia (AG, CL, DB, GR, IL, PH, TR)	23,6%	23,6%	19,8%	5,8%	27,1%
Southwest-Oltenia (DJ, GJ, MH, OT, VL)	31,0%	27,0%	34,0%	1,0%	7,0%
West (AR, CS, HD, TM)	16,9%	57,6%	13,6%	10,2%	1,7%
Residence					
Cities over 200,000 inhabitants	33,8%	29,9%	26,0%	3,9%	6,5%
Cities with 100,000-200,000 inhabitants	28,4%	46,9%	16,0%	2,5%	6,2%
Cities with 30,000-100,000 inhabitants	40,7%	25,4%	13,6%	10,2%	10,2%
Towns with less than 30,000 inhabitants	38,8%	20,4%	15,9%	11,0%	13,9%
Rural commune or village	16,1%	42,0%	20,2%	1,3%	20,4%
Sex					
Males	19,7%	48,7%	20,3%	5,1%	6,2%
Females	30,1%	26,1%	18,0%	4,5%	21,4%
Age Group					
18-29 years	30,2%	42,9%	13,2%	3,7%	10,1%
30-39 years	29,0%	33,3%	15,1%	6,5%	16,1%
40-49 years	26,8%	29,6%	26,8%	4,9%	12,0%
50-59 years	24,7%	35,3%	18,8%	3,5%	17,6%
60-69 years	26,3%	40,9%	18,8%	8,1%	5,9%
Over 70 years	21,7%	27,1%	20,0%	2,1%	29,2%
Education					
Elementary and middle school, vocational school	28,4%	26,7%	16,7%	5,5%	22,7%
High school and post-secondary school	25,9%	38,0%	21,5%	3,4%	11,1%
Higher education (bachelor, master, doctorate)	19,2%	50,0%	16,7%	6,7%	7,5%
Occupation					
State employee	26,3%	30,5%	22,6%	5,6%	15,0%
Private employee	41,3%	33,7%	21,7%	2,2%	1,1%
Farmer, agricultor	4,0%	16,0%	12,0%		68,0%
Business owner, entrepreneur	46,4%	46,4%	3,6%	3,6%	
Retired	20,6%	36,3%	18,3%	6,1%	18,6%
Unemployed	23,2%	24,3%	23,1%		19,5%

To what extent do you think that politicians have mobilized exemplary to help Ukrainian refugees?



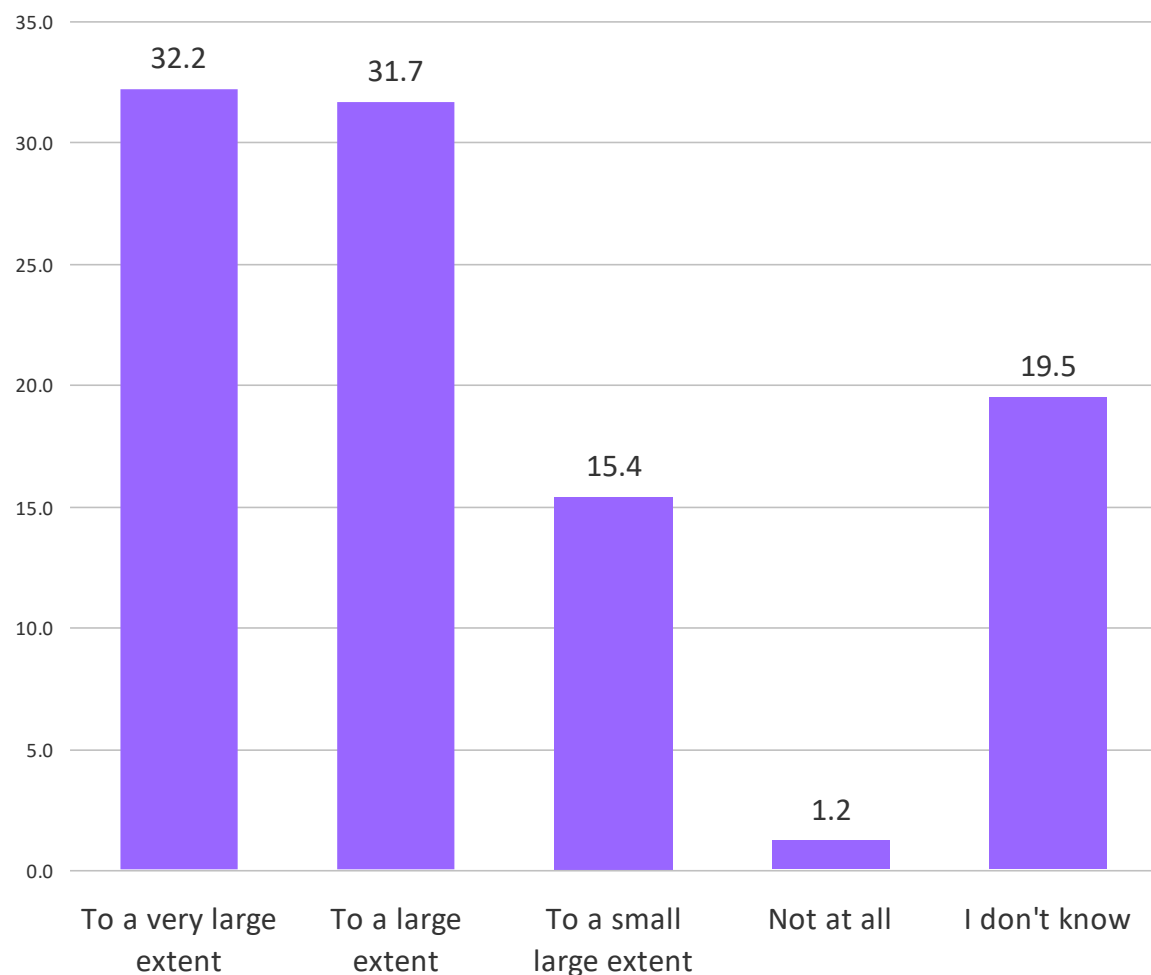
Region	To a very large extent	To a large extent	To a small extent	Not at all	I don't know
Bucharest-Ilfov	15,2%	24,2%	39,4%	18,2%	3,0%
Center (AB, BV, CV, HR, MS, SB)	23,9%	18,2%	23,9%	20,5%	13,6%
Northeast (BC, BT, IS, NT, SV, VS)	22,9%	26,3%	16,1%	11,9%	22,9%
Northwest (BH, BN, CJ, MM, SJ, SM)	31,9%	7,4%	45,7%		14,9%
Sourtheast (BR, BZ, CT, GL, TL, VN)	22,2%	40,4%	25,3%	6,1%	6,1%
South-Muntenia (AG, CL, DB, GR, IL, PH, TR)	15,7%	18,7%	26,5%	5,2%	33,8%
Southwest-Oltenia (DJ, GJ, MH, OT, VL)	20,2%	17,2%	52,5%		10,1%
West (AR, CS, HD, TM)	5,1%	16,9%	59,3%	15,3%	3,4%
Residence					
Cities over 200,000 inhabitants	22,8%	26,6%	32,9%	10,1%	7,6%
Cities with 100,000-200,000 inhabitants	16,0%	25,9%	40,7%	8,6%	8,6%
Cities with 30,000-100,000 inhabitants	41,1%	10,7%	26,8%	10,7%	10,7%
Towns with less than 30,000 inhabitants	19,9%	21,1%	32,1%	6,9%	19,9%
Rural commune or village	17,2%	19,5%	31,0%	7,0%	25,3%
Sex					
Males	20,3%	27,9%	31,5%	6,2%	14,1%
Females	19,3%	16,2%	32,1%	8,6%	23,7%
Age Group					
18-29 years	24,9%	22,2%	29,1%	7,9%	15,9%
30-39 years	20,4%	25,8%	21,5%	10,8%	21,5%
40-49 years	14,9%	25,5%	30,5%	13,5%	15,6%
50-59 years	17,9%	33,3%	20,2%	10,7%	17,9%
60-69 years	33,7%	13,9%	28,9%	7,0%	16,6%
Over 70 years	8,3%	15,4%	45,2%	2,1%	29,0%
Education					
Elementary and middle school, vocational school	19,4%	19,2%	25,4%	6,2%	29,9%
High school and post-secondary school	22,1%	22,1%	34,5%	7,3%	14,1%
Higher education (bachelor, master, doctorate)	12,6%	21,0%	44,5%	14,3%	7,6%
Occupation					
State employee	24,4%	19,5%	21,8%	15,4%	18,8%
Private employee	33,7%	19,6%	32,6%	10,9%	3,3%
Farmer, agricultor	4,0%	12,0%	12,0%	4,0%	68,0%
Business owner, entrepreneur	32,1%	46,4%	10,7%	10,7%	
Retired	11,9%	17,4%	43,2%	3,2%	24,3%
Housekeeper, unemployed, without occupation	18,9%	37,7%	28,3%	1,9%	13,2%

To what extent do you think that Romania's presidential administration has mobilized exemplary to help Ukrainian refugees?



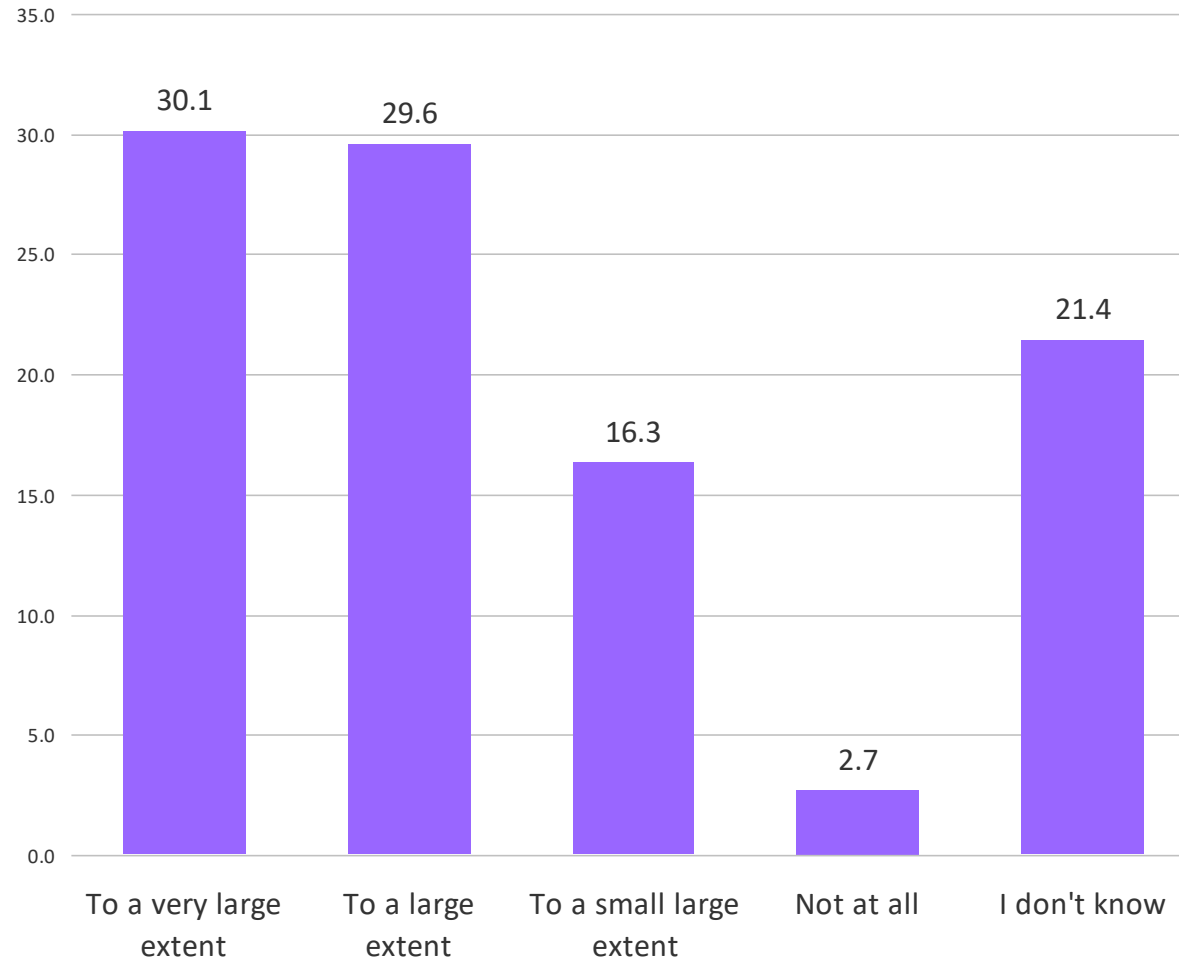
Region	To a very large extent	To a large extent	To a small extent	Not at all	I don't know
Bucharest-Ilfov	12,9%	19,4%	41,9%	19,4%	6,5%
Center (AB, BV, CV, HR, MS, SB)	13,6%	28,4%	27,3%	6,8%	23,9%
Northeast (BC, BT, IS, NT, SV, VS)	17,6%	34,5%	15,1%	9,2%	23,5%
Northwest (BH, BN, CJ, MM, SJ, SM)	38,3%	13,8%	37,2%	1,1%	9,6%
Sourtheast (BR, BZ, CT, GL, TL, VN)	34,7%	27,7%	24,8%	5,9%	6,9%
South-Muntenia (AG, CL, DB, GR, IL, PH, TR)	16,6%	31,5%	19,0%	2,9%	30,0%
Southwest-Oltenia (DJ, GJ, MH, OT, VL)	19,0%	31,0%	38,0%	2,0%	10,0%
West (AR, CS, HD, TM)	17,2%	32,8%	25,9%	10,3%	13,8%
Residence					
Cities over 200,000 inhabitants	24,7%	24,7%	28,6%	7,8%	14,3%
Cities with 100,000-200,000 inhabitants	29,3%	29,3%	29,3%	4,9%	7,3%
Cities with 30,000-100,000 inhabitants	32,8%	12,1%	31,0%	12,1%	12,1%
Towns with less than 30,000 inhabitants	29,1%	29,1%	12,6%	6,9%	22,3%
Rural commune or village	12,9%	31,6%	29,4%	3,2%	22,9%
Sex					
Males	18,6%	38,9%	25,1%	4,5%	13,0%
Females	22,3%	22,8%	25,0%	5,5%	24,4%
Age Group					
18-29 years	29,1%	29,6%	21,2%	7,4%	12,7%
30-39 years	20,4%	32,3%	16,1%	7,5%	23,7%
40-49 years	14,8%	28,2%	27,5%	7,7%	21,8%
50-59 years	25,0%	27,4%	22,6%	3,6%	21,4%
60-69 years	21,0%	26,9%	39,2%	4,3%	8,6%
Over 70 years	16,6%	29,5%	19,9%	2,1%	32,0%
Education					
Elementary and middle school, vocational school	21,1%	31,3%	16,7%	2,7%	28,1%
High school and post-secondary school	21,1%	25,2%	33,7%	5,6%	14,3%
Higher education (bachelor, master, doctorate)	18,5%	33,6%	22,7%	12,6%	12,6%
Occupation					
State employee	18,6%	25,0%	24,2%	7,2%	25,0%
Private employee	38,0%	25,0%	21,7%	10,9%	4,3%
Farmer, agricultor	4,0%	12,0%	8,0%	4,0%	72,0%
Business owner, entrepreneur	29,6%	59,3%	3,7%	7,4%	
Retired	15,7%	29,6%	30,7%	2,9%	21,2%
Unemployed	15,7%	27,8%	22,2%	1,9%	32,4%

To what extent do you think that International organizations (e.g. the UN or "Save the Children") have mobilized heavily to help Ukrainian refugees?



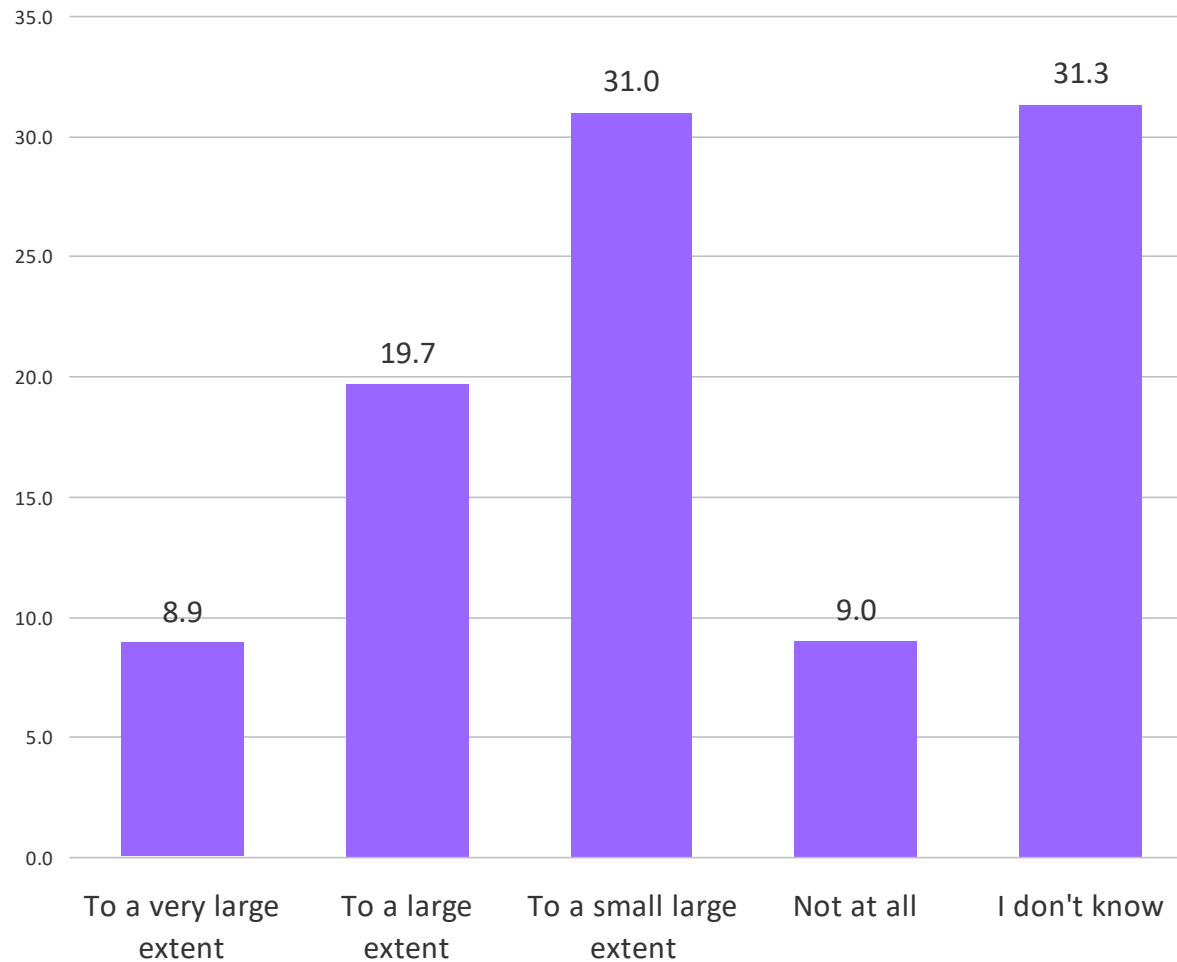
Region	To a very large extent	To a large extent	To a small extent	Not at all	I don't know
Bucharest-Ilfov	35,5%	38,7%	19,4%		6,5%
Center (AB, BV, CV, HR, MS, SB)	15,7%	44,9%	16,9%	2,2%	20,2%
Northeast (BC, BT, IS, NT, SV, VS)	36,4%	33,9%	10,2%	2,5%	16,9%
Northwest (BH, BN, CJ, MM, SJ, SM)	29,8%	13,8%	38,3%		18,1%
Southeast (BR, BZ, CT, GL, TL, VN)	46,0%	33,0%	16,0%	2,0%	3,0%
South-Muntenia (AG, CL, DB, GR, IL, PH, TR)	32,4%	30,9%	5,0%	,6%	31,2%
Southwest-Oltenia (DJ, GJ, MH, OT, VL)	28,0%	35,0%	32,0%	2,0%	3,0%
West (AR, CS, HD, TM)	27,6%	39,7%	27,6%		5,2%
Residence					
Cities over 200,000 inhabitants	44,9%	26,9%	16,7%	2,6%	9,0%
Cities with 100,000-200,000 inhabitants	38,3%	34,6%	18,5%	1,2%	7,4%
Cities with 30,000-100,000 inhabitants	55,2%	22,4%	13,8%	3,4%	5,2%
Towns with less than 30,000 inhabitants	36,4%	33,6%	10,5%	2,0%	17,4%
Rural commune or village	23,3%	32,8%	19,3%	0,4%	24,2%
Sex					
Males	29,3%	38,9%	20,6%	1,1%	10,1%
Females	33,4%	28,1%	13,4%	1,2%	23,8%
Age Group					
18-29 years	34,6%	37,8%	12,2%	1,6%	13,8%
30-39 years	42,4%	28,3%	13,0%		16,3%
40-49 years	20,7%	37,1%	21,4%	2,1%	18,6%
50-59 years	31,0%	38,1%	9,5%	2,4%	19,0%
60-69 years	33,2%	31,0%	23,5%	1,1%	11,2%
Over 70 years	31,5%	24,9%	14,5%		29,0%
Education					
Elementary and middle school, vocational school	36,3%	30,3%	6,7%	,2%	26,4%
High school and post-secondary school	28,4%	33,0%	22,8%	1,7%	14,1%
Higher education (bachelor, master, doctorate)	29,2%	35,8%	25,0%	2,5%	7,5%
Occupation					
State employee	29,8%	30,2%	17,7%	2,6%	19,6%
Private employee	52,7%	33,3%	8,6%	1,1%	4,3%
Farmer, agricultor	11,5%	7,7%	11,5%		69,2%
Business owner, entrepreneur	46,4%	50,0%	3,6%		
Retired	29,0%	30,7%	18,8%		21,4%
Unemployed	22,4%	14,2%	21,2%		41,5%

On March 2, 2022, the European Union decided that Ukrainian refugees would enjoy temporary protection status in EU countries for at least a year. This means the right to stay, access to the labor market, housing, social assistance, health care, and welfare. For children and teenagers, it allows free access to education. To what extent do you agree with this measure?



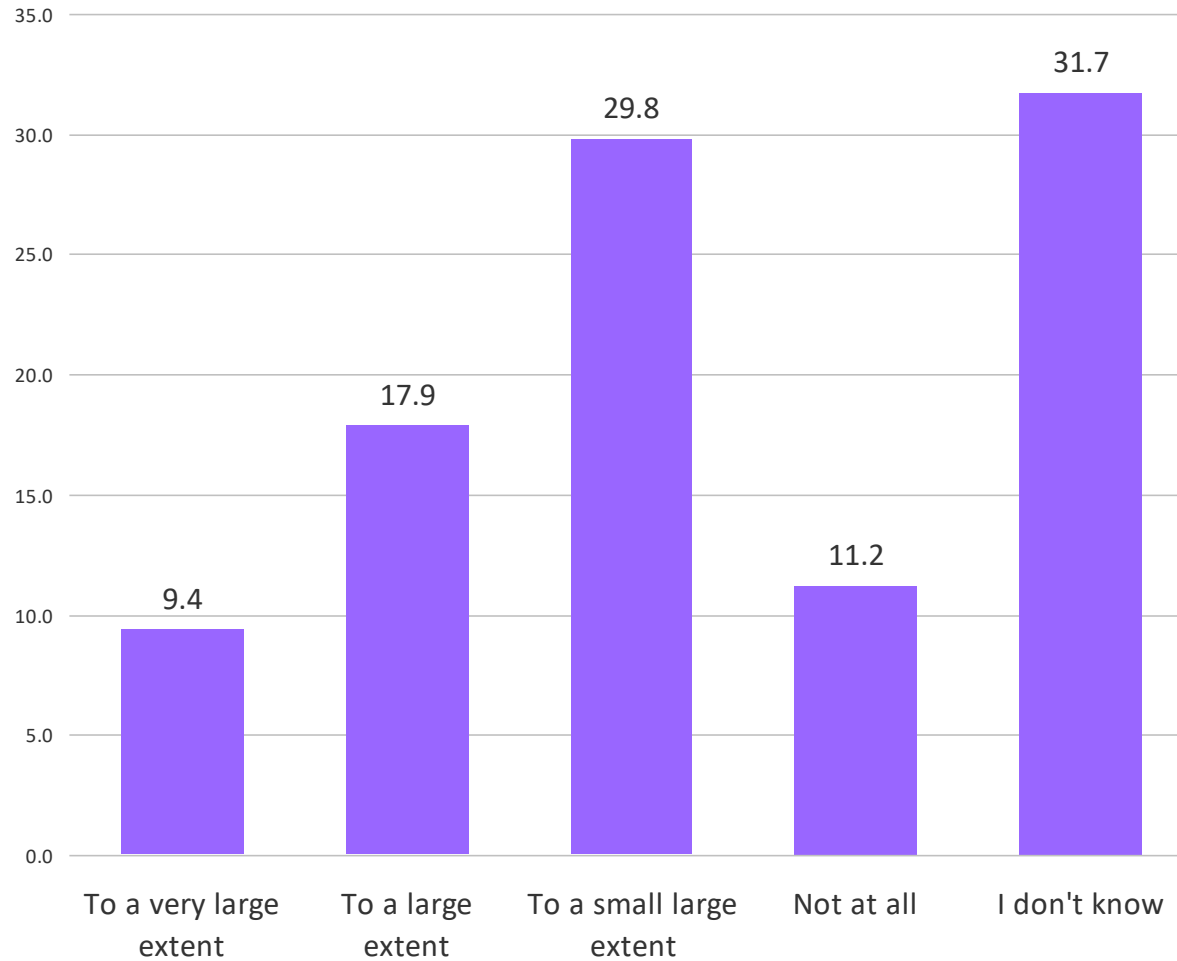
Region	To a very large extent	To a large extent	To a small extent	Not at all	I don't know
Bucharest-Ilfov	41,9%	32,3%	19,4%	6,5%	
Center (AB, BV, CV, HR, MS, SB)	34,8%	37,1%	6,7%		21,3%
Northeast (BC, BT, IS, NT, SV, VS)	22,0%	42,4%	19,5%	2,5%	13,6%
Northwest (BH, BN, CJ, MM, SJ, SM)	72,3%	21,3%			6,4%
Sourtheast (BR, BZ, CT, GL, TL, VN)	19,0%	46,0%	7,0%	14,0%	14,0%
South-Muntenia (AG, CL, DB, GR, IL, PH, TR)	25,9%	22,4%	14,6%	,6%	36,4%
Southwest-Oltenia (DJ, GJ, MH, OT, VL)	17,0%	23,0%	50,0%	3,0%	7,0%
West (AR, CS, HD, TM)	61,4%	28,1%	1,8%		8,8%
Residence					
Cities over 200,000 inhabitants	42,3%	42,3%	10,3%	3,8%	1,3%
Cities with 100,000-200,000 inhabitants	45,7%	42,0%	7,4%	2,5%	2,5%
Cities with 30,000-100,000 inhabitants	47,4%	31,6%	14,0%	1,8%	5,3%
Towns with less than 30,000 inhabitants	34,1%	26,8%	9,3%		29,7%
Rural commune or village	24,8%	26,3%	21,0%	3,6%	24,2%
Sex					
Males	41,7%	27,0%	15,5%	3,1%	12,7%
Females	26,1%	30,9%	15,2%	2,2%	25,6%
Age Group					
18-29 years	46,3%	35,1%	16,0%	1,1%	1,6%
30-39 years	39,1%	23,9%	16,3%	2,2%	18,5%
40-49 years	22,7%	36,9%	18,4%	3,5%	18,4%
50-59 years	26,5%	36,1%	10,8%	2,4%	24,1%
60-69 years	35,3%	28,9%	3,7%	6,4%	25,7%
Over 70 years	23,1%	21,1%	23,1%	,4%	32,2%
Education					
Elementary and middle school, vocational school	18,2%	31,6%	13,2%	4,0%	33,1%
High school and post-secondary school	40,5%	28,2%	18,4%	1,5%	11,4%
Higher education (bachelor, master, doctorate)	47,9%	27,3%	12,4%	1,7%	10,7%
Occupation					
State employee	22,3%	36,4%	18,2%	1,5%	21,6%
Private employee	59,1%	24,7%	11,8%	2,2%	2,2%
Farmer, agricultor	76,9%	7,7%	3,8%	7,7%	3,8%
Business owner, entrepreneur	51,7%	41,4%	3,4%	3,4%	
Retired	24,0%	21,1%	17,1%	,9%	37,0%

To what extent do you think that the Ukrainian refugees settled in Romania will increase the competition on the labor market?



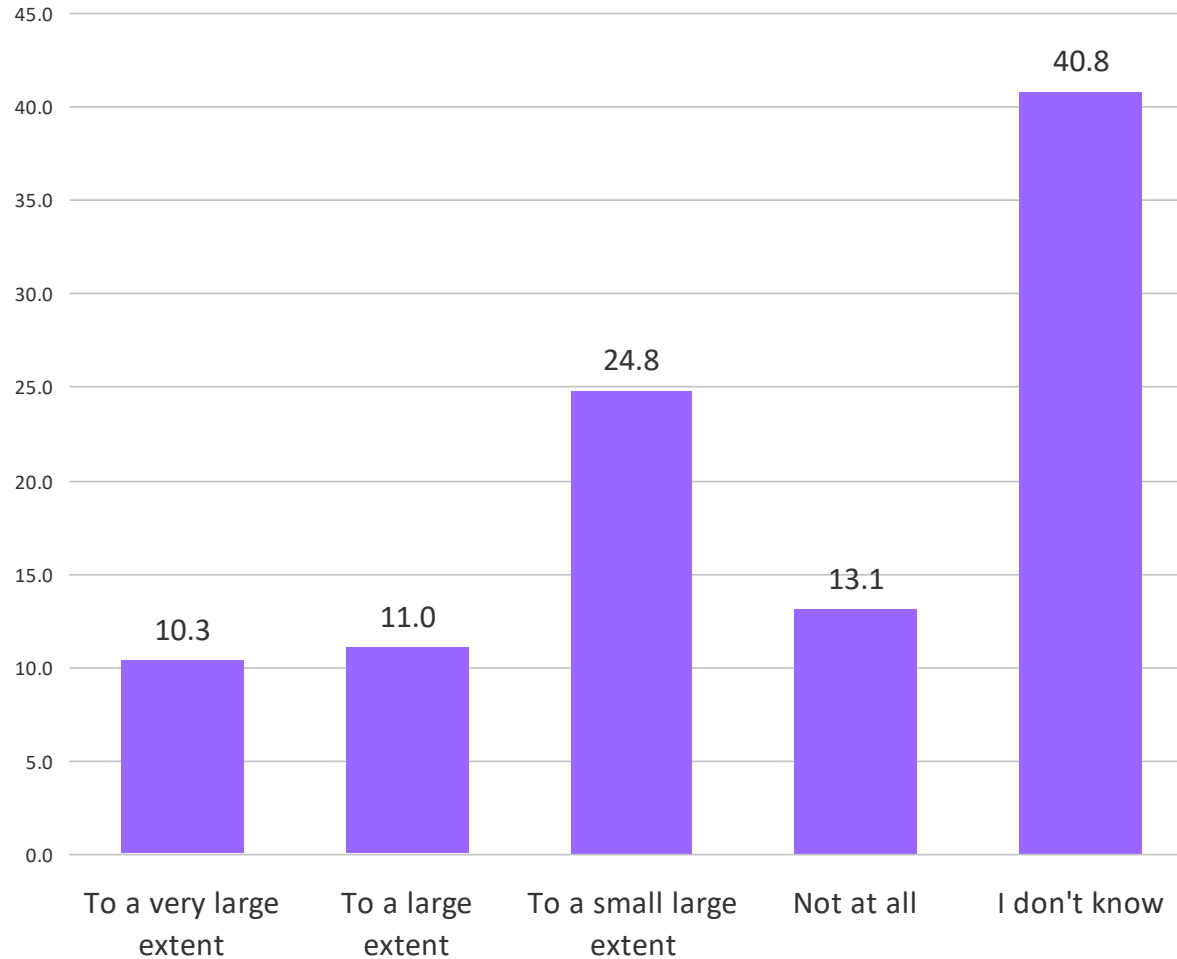
Region	To a very large extent	To a large extent	To a small extent	Not at all	I don't know
Bucharest-Ilfov	18,2%	24,2%	33,3%	9,1%	15,2%
Center (AB, BV, CV, HR, MS, SB)	9,0%	25,8%	24,7%	27,0%	13,5%
Northeast (BC, BT, IS, NT, SV, VS)	8,3%	33,3%	23,3%	12,5%	22,5%
Northwest (BH, BN, CJ, MM, SJ, SM)	10,4%	10,4%	53,1%	3,1%	22,9%
Sourtheast (BR, BZ, CT, GL, TL, VN)	9,0%	23,0%	20,0%	20,0%	28,0%
South-Muntenia (AG, CL, DB, GR, IL, PH, TR)	7,6%	15,1%	25,3%	3,5%	48,5%
Southwest-Oltenia (DJ, GJ, MH, OT, VL)	11,1%	17,2%	54,5%	4,0%	13,1%
West (AR, CS, HD, TM)	1,7%	41,4%	32,8%	5,2%	19,0%
Residence					
Cities over 200,000 inhabitants	19,2%	20,5%	34,6%	10,3%	15,4%
Cities with 100,000-200,000 inhabitants	3,8%	36,3%	42,5%	6,3%	11,3%
Cities with 30,000-100,000 inhabitants	7,0%	17,5%	31,6%	7,0%	36,8%
Towns with less than 30,000 inhabitants	9,3%	19,4%	25,9%	3,2%	42,1%
Rural commune or village	7,2%	20,0%	31,0%	12,1%	29,7%
Sex					
Males	8,5%	22,0%	42,0%	9,6%	18,0%
Females	8,3%	20,6%	24,4%	8,5%	38,3%
Age Group					
18-29 years	18,0%	23,8%	32,8%	8,5%	16,9%
30-39 years	13,0%	22,8%	19,6%	21,7%	22,8%
40-49 years	7,7%	23,9%	38,0%	11,3%	19,0%
50-59 years	3,6%	23,8%	29,8%	7,1%	35,7%
60-69 years	,5%	27,1%	35,1%	13,3%	23,9%
Over 70 years	7,5%	11,2%	27,0%		54,4%
Education					
Elementary and middle school, vocational school	8,2%	17,5%	19,7%	9,0%	45,6%
High school and post-secondary school	9,7%	24,0%	39,1%	8,5%	18,7%
Higher education (bachelor, master, doctorate)	5,0%	22,5%	40,8%	10,0%	21,7%
Occupation					
State employee	9,0%	28,9%	26,3%	10,5%	25,2%
Private employee	5,4%	23,9%	44,6%	8,7%	17,4%
Farmer, agricultor	8,0%	12,0%	4,0%	4,0%	72,0%
Business owner, entrepreneur	32,1%	14,3%	42,9%	10,7%	
Retired	5,2%	13,7%	32,8%	4,1%	44,2%

To what extent do you think that receiving refugees from Ukraine increases the risk of war with Russia?



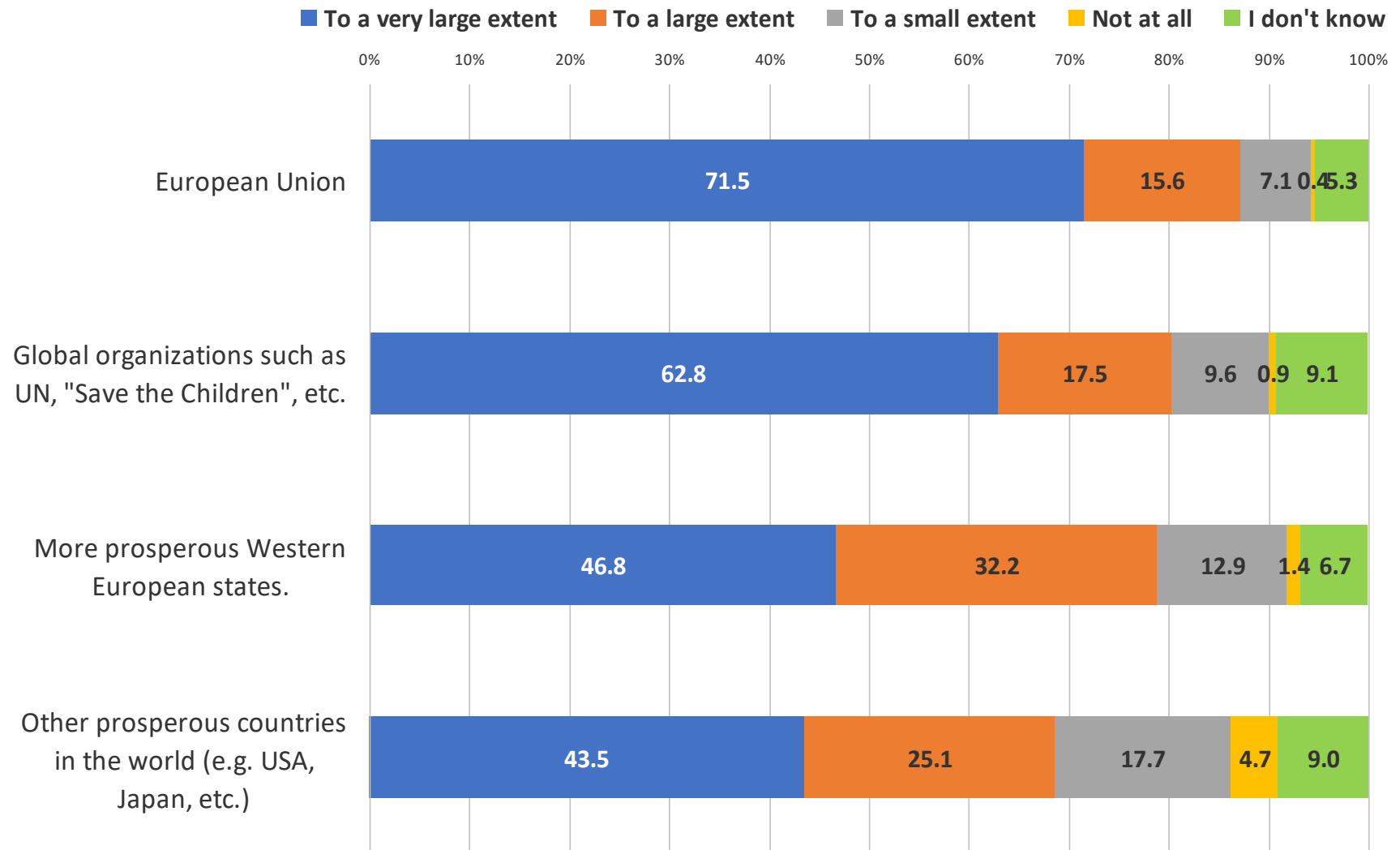
Region	To a very large extent	To a large extent	To a small extent	Not at all	I don't know
Bucharest-Ilfov	30,3%	12,1%	21,2%	21,2%	15,2%
Center (AB, BV, CV, HR, MS, SB)	3,4%	14,6%	23,6%	21,3%	37,1%
Northeast (BC, BT, IS, NT, SV, VS)	15,3%	32,2%	14,4%	11,0%	27,1%
Northwest (BH, BN, CJ, MM, SJ, SM)		9,6%	61,7%	10,6%	18,1%
Southeast (BR, BZ, CT, GL, TL, VN)	14,0%	17,0%	37,0%	17,0%	15,0%
South-Muntenia (AG, CL, DB, GR, IL, PH, TR)	7,0%	19,8%	19,5%	5,0%	48,7%
Southwest-Oltenia (DJ, GJ, MH, OT, VL)	13,1%	8,1%	54,5%	15,2%	9,1%
West (AR, CS, HD, TM)		13,8%	51,7%	10,3%	24,1%
Residence					
Cities over 200,000 inhabitants	15,4%	15,4%	28,2%	26,9%	14,1%
Cities with 100,000-200,000 inhabitants	3,7%	24,7%	37,0%	19,8%	14,8%
Cities with 30,000-100,000 inhabitants	13,6%	11,9%	23,7%	23,7%	27,1%
Towns with less than 30,000 inhabitants	9,7%	14,2%	38,9%	6,1%	31,2%
Rural commune or village	7,7%	19,6%	27,4%	8,1%	37,2%
Sex					
Males	12,4%	17,2%	40,3%	17,2%	13,0%
Females	6,6%	18,0%	25,6%	7,4%	42,4%
Age Group					
18-29 years	14,8%	17,5%	37,6%	23,8%	6,3%
30-39 years	14,1%	23,9%	15,2%	14,1%	32,6%
40-49 years	12,0%	12,0%	31,0%	12,7%	32,4%
50-59 years	3,6%	16,7%	31,0%	9,5%	39,3%
60-69 years	9,1%	18,3%	34,4%	10,2%	28,0%
Over 70 years	2,1%	18,7%	29,5%	0,8%	49,0%
Education					
Elementary and middle school, vocational school	10,4%	23,4%	18,2%	6,7%	41,3%
High school and post-secondary school	6,8%	12,9%	43,4%	12,6%	24,3%
Higher education (bachelor, master, doctorate)	10,0%	15,0%	32,5%	20,8%	21,7%
Occupation					
State employee	9,4%	19,6%	27,2%	10,9%	32,8%
Private employee	10,8%	15,1%	19,4%	20,4%	34,4%
Farmer, agricultor	12,0%	72,0%	12,0%	4,0%	
Business owner, entrepreneur	6,9%	6,9%	58,6%	20,7%	6,9%
Retired	6,6%	13,6%	32,1%	3,5%	44,2%
Unemployed	7,7%	22,1%	12,1%	15,1%	42,9%

To what extent do you think that in the long run Ukrainian refugees will make the state medical services even more precarious and dysfunctional?

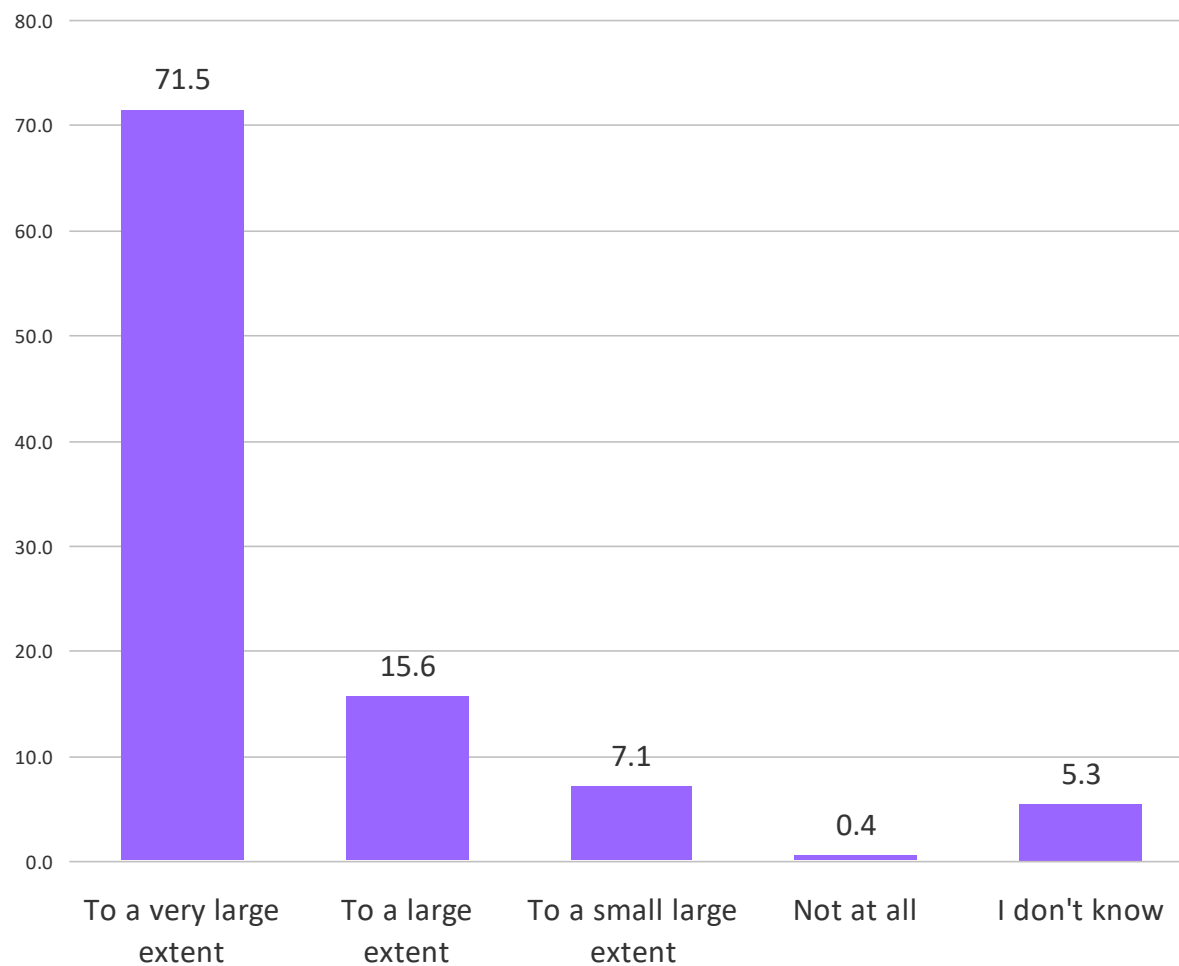


Region	To a very large extent	To a large extent	To a small extent	Not at all	I don't know
Bucharest-Ilfov	21,9%	12,5%	25,0%	21,9%	18,8%
Center (AB, BV, CV, HR, MS, SB)	3,4%	18,0%	5,6%	4,5%	68,5%
Northeast (BC, BT, IS, NT, SV, VS)	12,6%	9,2%	33,6%	13,4%	31,1%
Northwest (BH, BN, CJ, MM, SJ, SM)	6,4%	5,3%	17,0%	18,1%	53,2%
Southeast (BR, BZ, CT, GL, TL, VN)	15,2%	15,2%	24,2%	14,1%	31,3%
South-Muntenia (AG, CL, DB, GR, IL, PH, TR)	10,8%	11,4%	21,0%	11,4%	45,5%
Southwest-Oltenia (DJ, GJ, MH, OT, VL)	7,0%	7,0%	52,0%	18,0%	16,0%
West (AR, CS, HD, TM)		5,2%	48,3%	17,2%	29,3%
Residence					
Cities over 200,000 inhabitants	12,8%	15,4%	25,6%	26,9%	19,2%
Cities with 100,000-200,000 inhabitants	3,8%	15,0%	48,8%	15,0%	17,5%
Cities with 30,000-100,000 inhabitants	5,2%	12,1%	22,4%	19,0%	41,4%
Towns with less than 30,000 inhabitants	8,6%	13,5%	21,6%	8,6%	47,8%
Rural commune or village	11,3%	7,6%	25,3%	12,5%	43,3%
Sex					
Males	14,6%	11,0%	28,2%	18,9%	27,3%
Females	6,6%	10,5%	25,0%	10,0%	47,8%
Age Group					
18-29 years	10,6%	14,3%	29,6%	25,9%	19,6%
30-39 years	12,9%	9,7%	24,7%	10,8%	41,9%
40-49 years	12,9%	11,4%	25,7%	5,7%	44,3%
50-59 years	1,2%	14,3%	16,7%	20,2%	47,6%
60-69 years	8,5%	9,0%	30,3%	8,5%	43,6%
Over 70 years	9,5%	8,3%	24,1%	10,4%	47,7%
Education					
Elementary and middle school, vocational school	12,9%	10,0%	24,6%	7,5%	45,0%
High school and post-secondary school	6,6%	12,1%	26,9%	16,5%	37,9%
Higher education (bachelor, master, doctorate)	9,2%	8,3%	29,2%	21,7%	31,7%
Occupation					
State employee	6,8%	11,3%	28,2%	10,2%	43,6%
Private employee	5,4%	13,0%	30,4%	12,0%	39,1%
Farmer, agricultor	8,0%	4,0%	4,0%	76,0%	8,0%
Business owner, entrepreneur	32,1%	3,6%	42,9%	14,3%	7,1%

Until now, Romania has received tens of thousands of refugees from Ukraine. In the near future, the war in Ukraine could become even more violent with waves of refugees in the hundreds of thousands of people, especially women with children and the elderly. Romania has a limited assistance capacity. Internationally, who should support Romania?

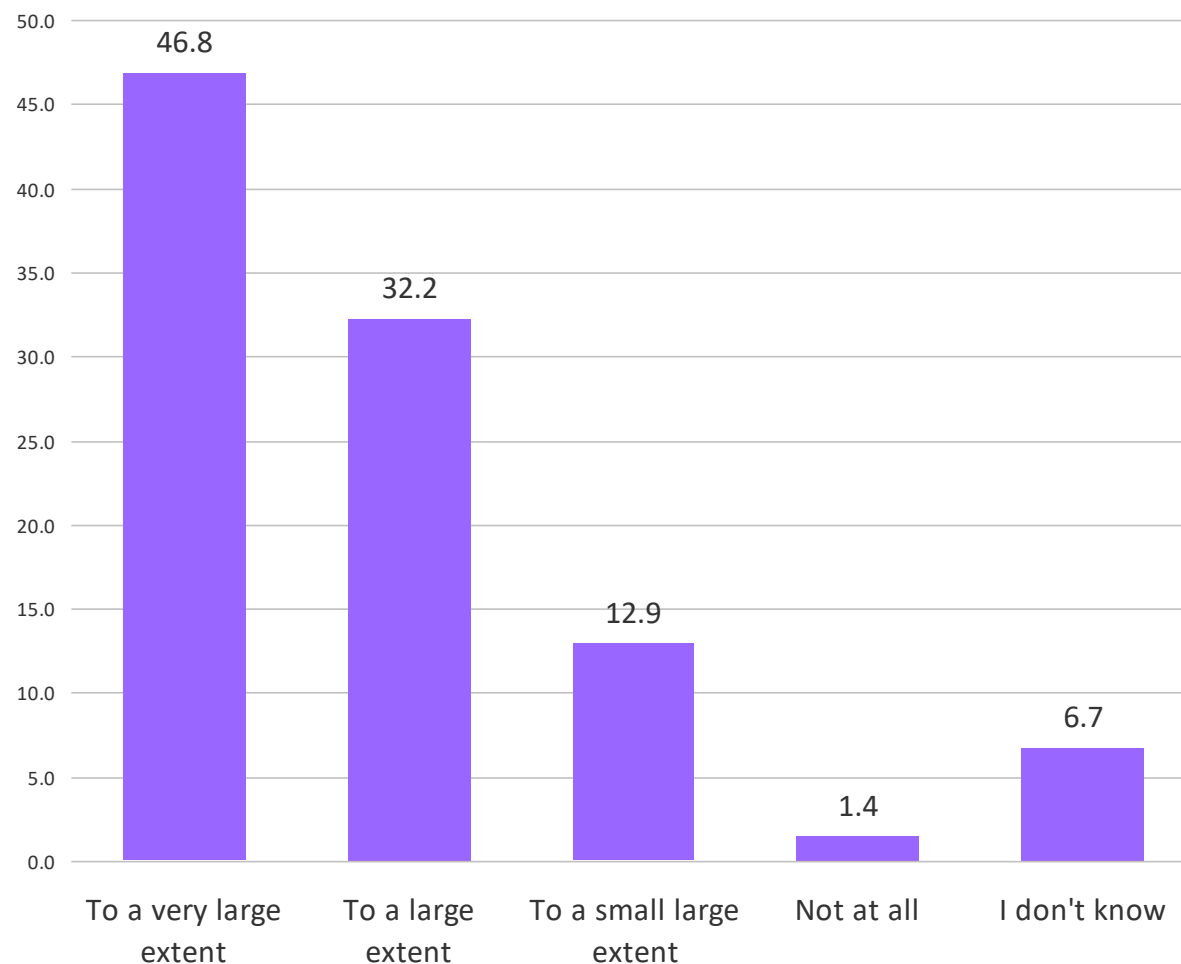


To what extent should Romania be supported by the European Union for assistance to Ukrainian refugees?



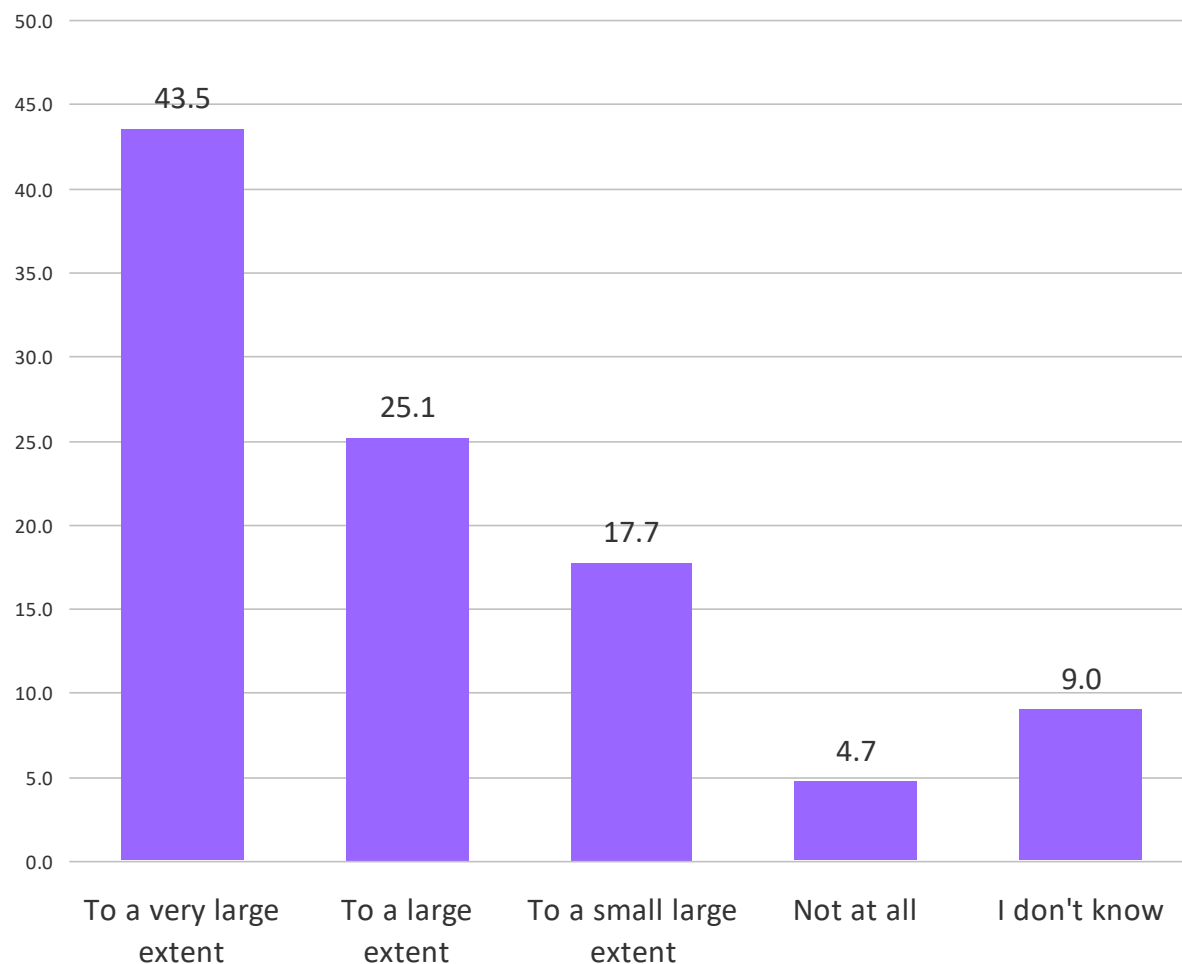
Region	To a very large extent	To a large extent	To a small extent	Not at all	I don't know
Bucharest-Ilfov	81,3%	12,5%		6,3%	
Center (AB, BV, CV, HR, MS, SB)	65,9%	15,9%	11,4%		6,8%
Northeast (BC, BT, IS, NT, SV, VS)	73,7%	11,0%	5,1%	1,7%	8,5%
Northwest (BH, BN, CJ, MM, SJ, SM)	89,4%	4,3%			6,4%
Southeast (BR, BZ, CT, GL, TL, VN)	81,0%	8,0%	9,0%		2,0%
South-Muntenia (AG, CL, DB, GR, IL, PH, TR)	70,8%	21,6%	1,7%		5,8%
Southwest-Oltenia (DJ, GJ, MH, OT, VL)	48,0%	19,0%	32,0%		1,0%
West (AR, CS, HD, TM)	87,7%	3,5%		8,8%	
Residence					
Cities over 200,000 inhabitants	85,9%	7,7%	2,6%	2,6%	1,3%
Cities with 100,000-200,000 inhabitants	85,2%	13,6%	1,2%		
Cities with 30,000-100,000 inhabitants	82,5%	10,5%	7,0%		
Towns with less than 30,000 inhabitants	88,7%	5,7%	,4%	2,0%	3,2%
Rural commune or village	58,5%	21,8%	11,4%	,4%	7,8%
Sex					
Males	79,9%	12,1%	5,9%	,6%	1,4%
Females	67,9%	16,6%	7,1%	1,2%	7,2%
Age Group					
18-29 years	85,6%	9,6%	2,7%		2,1%
30-39 years	74,2%	5,4%	7,5%	2,2%	10,8%
40-49 years	67,4%	15,6%	12,1%	,7%	4,3%
50-59 years	73,8%	13,1%	1,2%		11,9%
60-69 years	71,7%	22,5%	5,9%		
Over 70 years	65,1%	17,0%	8,7%	2,1%	7,1%
Education					
Elementary and middle school, vocational school	74,9%	14,7%	5,7%	,5%	4,2%
High school and post-secondary school	66,3%	17,4%	8,7%	,5%	7,0%
Higher education (bachelor, master, doctorate)	85,0%	6,7%	2,5%	5,0%	,8%
Occupation					
State employee	66,9%	14,3%	8,6%	,4%	9,8%
Private employee	80,4%	16,3%	2,2%		1,1%
Farmer, agricultor	88,0%		4,0%	8,0%	
Business owner, entrepreneur	96,4%	3,6%			
Retired	68,4%	19,4%	5,8%	1,4%	4,9%

To what extent should Romania be supported for assistance to Ukrainian refugees by more prosperous Western European states?



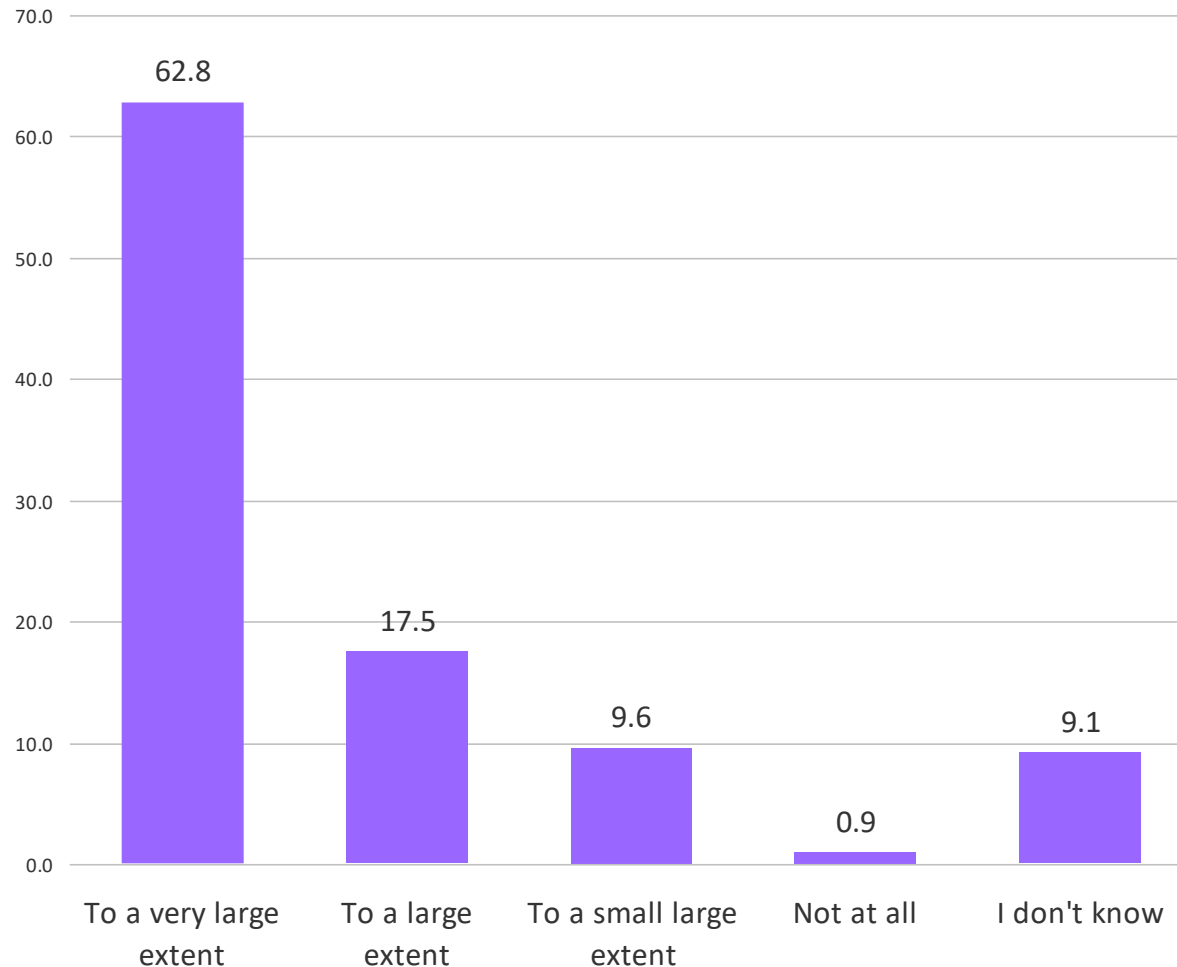
Region	To a very large extent	To a large extent	To a small extent	Not at all	I don't know
Bucharest-Ilfov	60,0%	26,7%	6,7%	6,7%	
Center (AB, BV, CV, HR, MS, SB)	37,5%	18,2%	30,7%		13,6%
Northeast (BC, BT, IS, NT, SV, VS)	36,4%	45,8%	5,9%	,8%	11,0%
Northwest (BH, BN, CJ, MM, SJ, SM)	66,0%	17,0%	4,3%	6,4%	6,4%
Sourtheast (BR, BZ, CT, GL, TL, VN)	55,0%	31,0%	11,0%		3,0%
South-Muntenia (AG, CL, DB, GR, IL, PH, TR)	46,9%	42,6%	3,2%	,3%	7,0%
Southwest-Oltenia (DJ, GJ, MH, OT, VL)	37,4%	11,1%	50,5%		1,0%
West (AR, CS, HD, TM)	65,5%	12,1%	13,8%	8,6%	
Residence					
Cities over 200,000 inhabitants	59,0%	32,1%	2,6%	3,8%	2,6%
Cities with 100,000-200,000 inhabitants	66,3%	27,5%	5,0%		1,3%
Cities with 30,000-100,000 inhabitants	53,4%	17,2%	24,1%	1,7%	3,4%
Towns with less than 30,000 inhabitants	51,2%	30,1%	8,9%	5,3%	4,5%
Rural commune or village	40,6%	33,6%	16,6%	,2%	8,9%
Sex					
Males	49,6%	33,0%	12,4%	2,8%	2,3%
Females	47,0%	29,7%	13,3%	1,2%	8,8%
Age Group					
18-29 years	52,4%	26,5%	12,2%	4,2%	4,8%
30-39 years	41,3%	31,5%	13,0%	2,2%	12,0%
40-49 years	43,7%	27,5%	20,4%	1,4%	7,0%
50-59 years	50,6%	25,9%	8,2%		15,3%
60-69 years	50,8%	37,4%	11,8%		
Over 70 years	46,5%	32,8%	11,6%	2,1%	7,1%
Education					
Elementary and middle school, vocational school	48,5%	38,3%	8,2%	,5%	4,5%
High school and post-secondary school	46,4%	24,8%	17,0%	2,4%	9,5%
Higher education (bachelor, master, doctorate)	51,7%	27,5%	14,2%	5,0%	1,7%
Occupation					
State employee	37,7%	31,3%	18,1%	,8%	12,1%
Private employee	60,9%	31,5%	4,3%	1,1%	2,2%
Farmer, agricultor	84,0%	8,0%		8,0%	
Business owner, entrepreneur	64,3%	10,7%	3,6%	21,4%	
Retired	48,0%	34,0%	11,6%	1,5%	4,9%

To what extent should Romania be supported for assistance to Ukrainian refugees by other prosperous countries in the world (e.g. the US, Japan, etc.)?



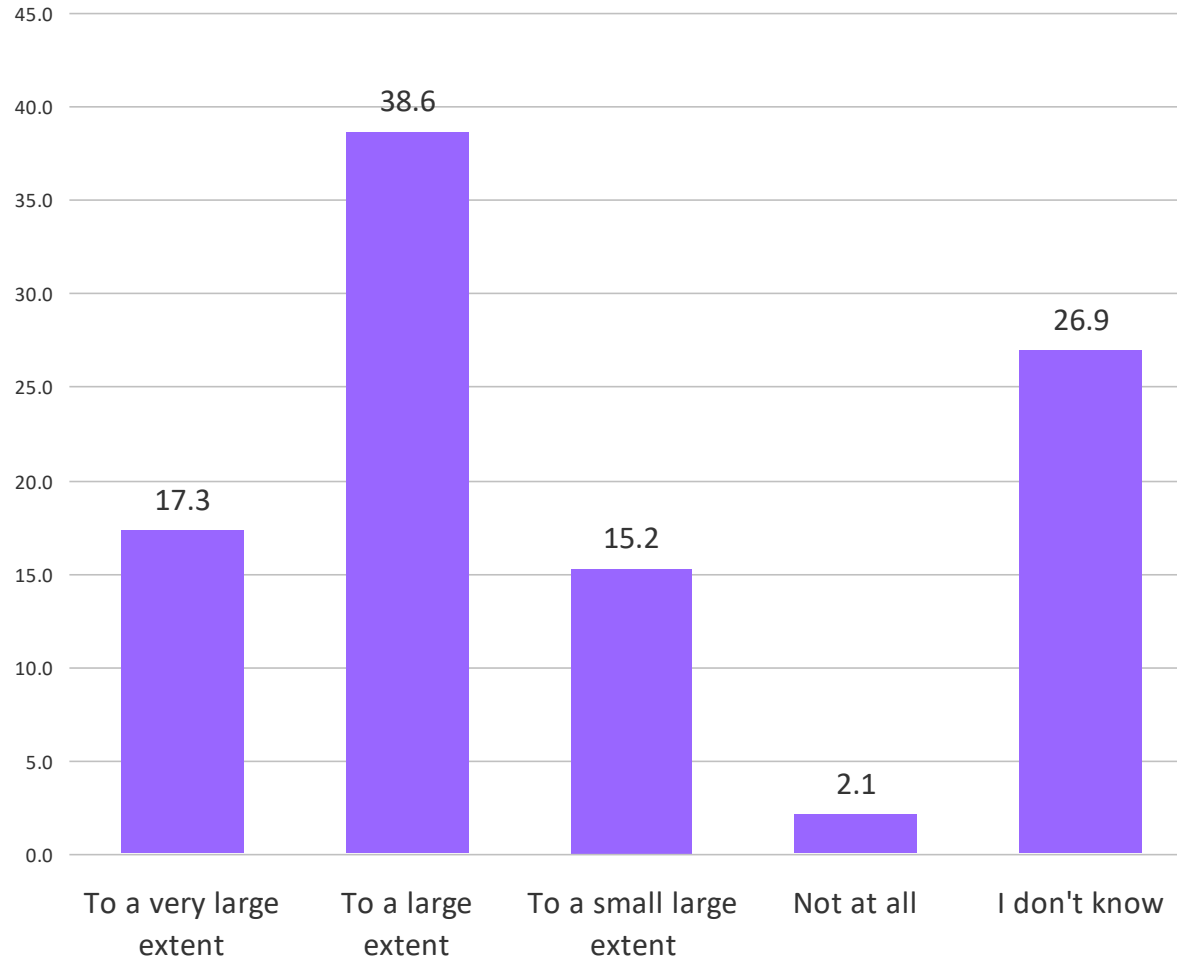
Region	To a very large extent	To a large extent	To a small extent	Not at all	I don't know
Bucharest-Ilfov	57,6%	21,2%	12,1%	6,1%	3,0%
Center (AB, BV, CV, HR, MS, SB)	36,7%	14,4%	24,4%	1,1%	23,3%
Northeast (BC, BT, IS, NT, SV, VS)	34,5%	19,3%	26,1%	4,2%	16,0%
Northwest (BH, BN, CJ, MM, SJ, SM)	46,8%	28,7%	11,7%	6,4%	6,4%
Sourtheast (BR, BZ, CT, GL, TL, VN)	49,0%	31,0%	14,0%		6,0%
South-Muntenia (AG, CL, DB, GR, IL, PH, TR)	50,7%	28,0%	7,0%	7,6%	6,7%
Southwest-Oltenia (DJ, GJ, MH, OT, VL)	22,2%	23,2%	50,5%	1,0%	3,0%
West (AR, CS, HD, TM)	61,0%	6,8%	22,0%	10,2%	
Residence					
Cities over 200,000 inhabitants	61,5%	24,4%	7,7%	3,8%	2,6%
Cities with 100,000-200,000 inhabitants	45,7%	35,8%	14,8%	1,2%	2,5%
Cities with 30,000-100,000 inhabitants	29,3%	25,9%	39,7%	1,7%	3,4%
Towns with less than 30,000 inhabitants	50,0%	21,1%	6,5%	14,6%	7,7%
Rural commune or village	40,6%	23,0%	23,6%	1,3%	11,5%
Sex					
Males	46,8%	26,8%	20,3%	3,9%	2,3%
Females	43,4%	22,3%	16,4%	5,7%	12,3%
Age Group					
18-29 years	44,7%	28,9%	14,7%	6,8%	4,7%
30-39 years	42,6%	13,8%	24,5%	3,2%	16,0%
40-49 years	30,3%	28,2%	29,6%	1,4%	10,6%
50-59 years	41,2%	25,9%	10,6%	4,7%	17,6%
60-69 years	46,5%	27,8%	20,9%		4,8%
Over 70 years	53,3%	17,8%	11,6%	10,3%	7,0%
Education					
Elementary and middle school, vocational school	49,5%	23,6%	14,7%	6,0%	6,2%
High school and post-secondary school	38,7%	22,8%	22,3%	3,9%	12,3%
Higher education (bachelor, master, doctorate)	47,9%	28,6%	14,3%	5,9%	3,4%
Occupation					
State employee	28,7%	21,5%	30,2%	3,8%	15,8%
Private employee	55,4%	19,6%	21,7%		3,3%
Farmer, agricultor	87,5%	4,2%		8,3%	
Business owner, entrepreneur	60,7%	10,7%	7,1%	21,4%	
Retired	50,0%	26,0%	9,2%	7,2%	7,5%

To what extent should Romania be supported for assistance to Ukrainian refugees by global organizations such as the UN, "Save the Children", etc.?



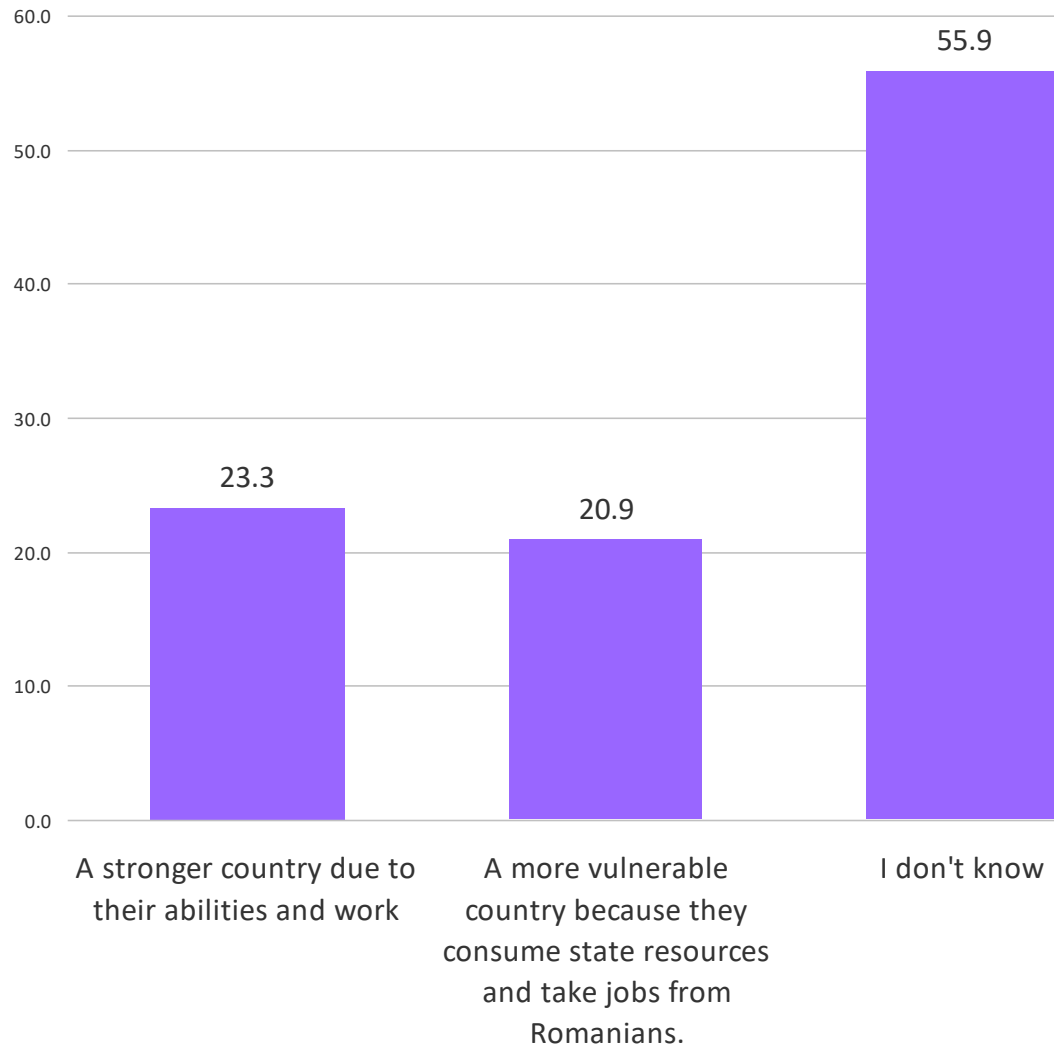
Region	To a very large extent	To a large extent	To a small extent	Not at all	I don't know
Bucharest-Ilfov	77,4%	12,9%	3,2%	6,5%	
Center (AB, BV, CV, HR, MS, SB)	44,9%	16,9%	20,2%		18,0%
Northeast (BC, BT, IS, NT, SV, VS)	63,0%	19,3%	3,4%	2,5%	11,8%
Northwest (BH, BN, CJ, MM, SJ, SM)	77,7%	7,4%	8,5%		6,4%
Southeast (BR, BZ, CT, GL, TL, VN)	67,0%	20,0%	10,0%	1,00%	2,0%
South-Muntenia (AG, CL, DB, GR, IL, PH, TR)	64,8%	20,6%	2,6%	0,9%	11,0%
Southwest-Oltenia (DJ, GJ, MH, OT, VL)	48,0%	14,0%	35,0%		3,0%
West (AR, CS, HD, TM)	81,0%	5,2%	13,8%		
Residence					
Cities over 200,000 inhabitants	78,2%	14,1%	2,6%	2,6%	2,6%
Cities with 100,000-200,000 inhabitants	69,1%	14,8%	14,8%		1,2%
Cities with 30,000-100,000 inhabitants	74,1%	12,1%	10,3%		3,4%
Towns with less than 30,000 inhabitants	77,7%	15,0%	2,8%	1,2%	3,2%
Rural commune or village	52,0%	19,1%	13,8%	,8%	14,2%
Sex					
Males	69,6%	21,4%	5,6%	1,4%	2,0%
Females	60,3%	14,0%	12,6%	,5%	12,6%
Age Group					
18-29 years	73,0%	15,3%	7,9%	1,6%	2,1%
30-39 years	55,9%	23,7%	6,5%	2,2%	11,8%
40-49 years	55,0%	18,6%	18,6%	1,4%	6,4%
50-59 years	56,5%	17,6%	9,4%	2,4%	14,1%
60-69 years	64,0%	24,7%	6,5%		4,8%
Over 70 years	67,6%	7,5%	10,8%		14,1%
Education					
Elementary and middle school, vocational school	67,2%	16,9%	6,2%	1,0%	8,7%
High school and post-secondary school	58,5%	17,2%	13,6%	,7%	10,0%
Higher education (bachelor, master, doctorate)	71,9%	14,0%	9,9%	,8%	3,3%
Occupation					
State employee	54,3%	17,0%	15,1%	1,9%	11,7%
Private employee	67,7%	22,6%	6,5%	1,1%	2,2%
Farmer, agricultor	88,0%	4,0%		8,0%	
Business owner, entrepreneur	92,9%	7,1%			
Retired	64,9%	15,4%	7,2%		12,5%

In the first half of March 2022, a humanitarian hub will be created in Suceava City by the Romanian Government. It will be coordinated by the Brussels authorities and will ensure the coherence of all efforts to help Ukrainian refugees. Do you think that this center will improve the management of the growing flow of Ukrainian refugees?



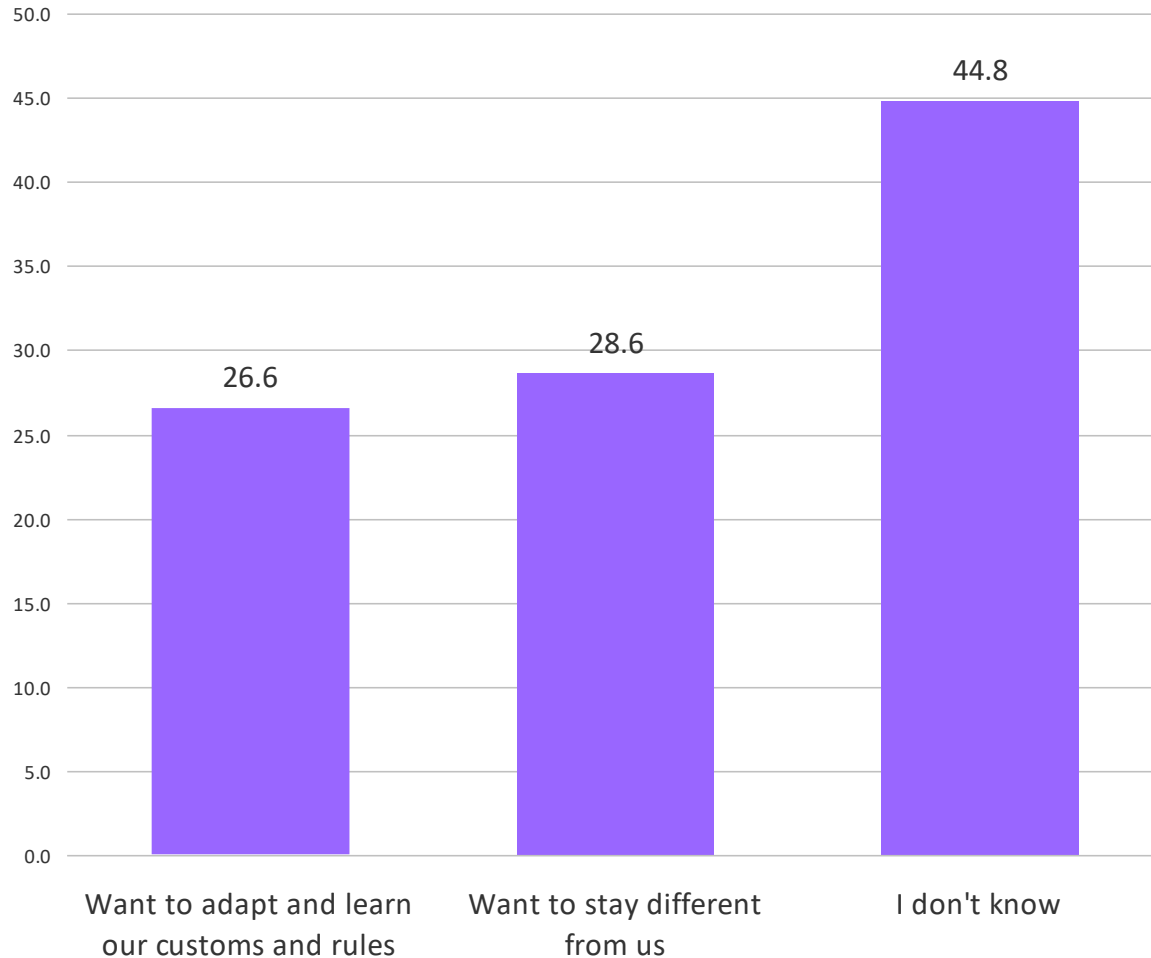
Region	To a very large extent	To a large extent	To a small extent	Not at all	I don't know
Bucharest-Ilfov	29,0%	25,8%	22,6%	6,5%	16,1%
Center (AB, BV, CV, HR, MS, SB)	24,7%	29,2%	18,0%		28,1%
Northeast (BC, BT, IS, NT, SV, VS)	16,1%	54,2%	10,2%		19,5%
Northwest (BH, BN, CJ, MM, SJ, SM)	30,5%	51,6%	9,5%	2,1%	6,3%
Southeast (BR, BZ, CT, GL, TL, VN)	16,0%	45,0%	2,0%	13,0%	24,0%
South-Muntenia (AG, CL, DB, GR, IL, PH, TR)	13,4%	31,4%	12,5%	,6%	42,2%
Southwest-Oltenia (DJ, GJ, MH, OT, VL)	11,1%	38,4%	43,4%		7,1%
West (AR, CS, HD, TM)	43,1%	39,7%	5,2%		12,1%
Residence					
Cities over 200,000 inhabitants	32,1%	38,5%	11,5%	2,6%	15,4%
Cities with 100,000-200,000 inhabitants	32,1%	38,3%	22,2%		7,4%
Cities with 30,000-100,000 inhabitants	34,5%	43,1%	13,8%	3,4%	5,2%
Towns with less than 30,000 inhabitants	18,6%	39,3%	10,5%	,8%	30,8%
Rural commune or village	12,7%	37,8%	15,9%	2,5%	31,0%
Sex					
Males	25,3%	43,8%	16,6%	3,1%	11,2%
Females	15,0%	35,4%	13,1%	1,4%	35,1%
Age Group					
18-29 years	29,6%	43,9%	16,4%	1,6%	8,5%
30-39 years	19,4%	48,4%	5,4%	2,2%	24,7%
40-49 years	20,6%	34,0%	19,9%	1,4%	24,1%
50-59 years	26,5%	33,7%	12,0%		27,7%
60-69 years	9,1%	39,2%	21,5%	6,50%	23,7%
Over 70 years	13,8%	35,0%	8,8%		42,5%
Education					
Elementary and middle school, vocational school	10,9%	36,3%	12,4%	3,5%	36,8%
High school and post-secondary school	22,1%	41,0%	17,5%	1,0%	18,4%
Higher education (bachelor, master, doctorate)	35,0%	37,5%	10,8%	,8%	15,8%
Occupation					
State employee	16,5%	36,5%	17,3%	,8%	28,9%
Private employee	36,2%	37,2%	8,5%	1,1%	17,0%
Farmer, agricultor	4,0%	76,0%	8,0%	8,0%	4,0%
Business owner, entrepreneur	41,4%	41,4%	13,8%		3,4%
Retired	12,8%	31,9%	16,8%		38,6%

In your opinion, refugees make Romania:



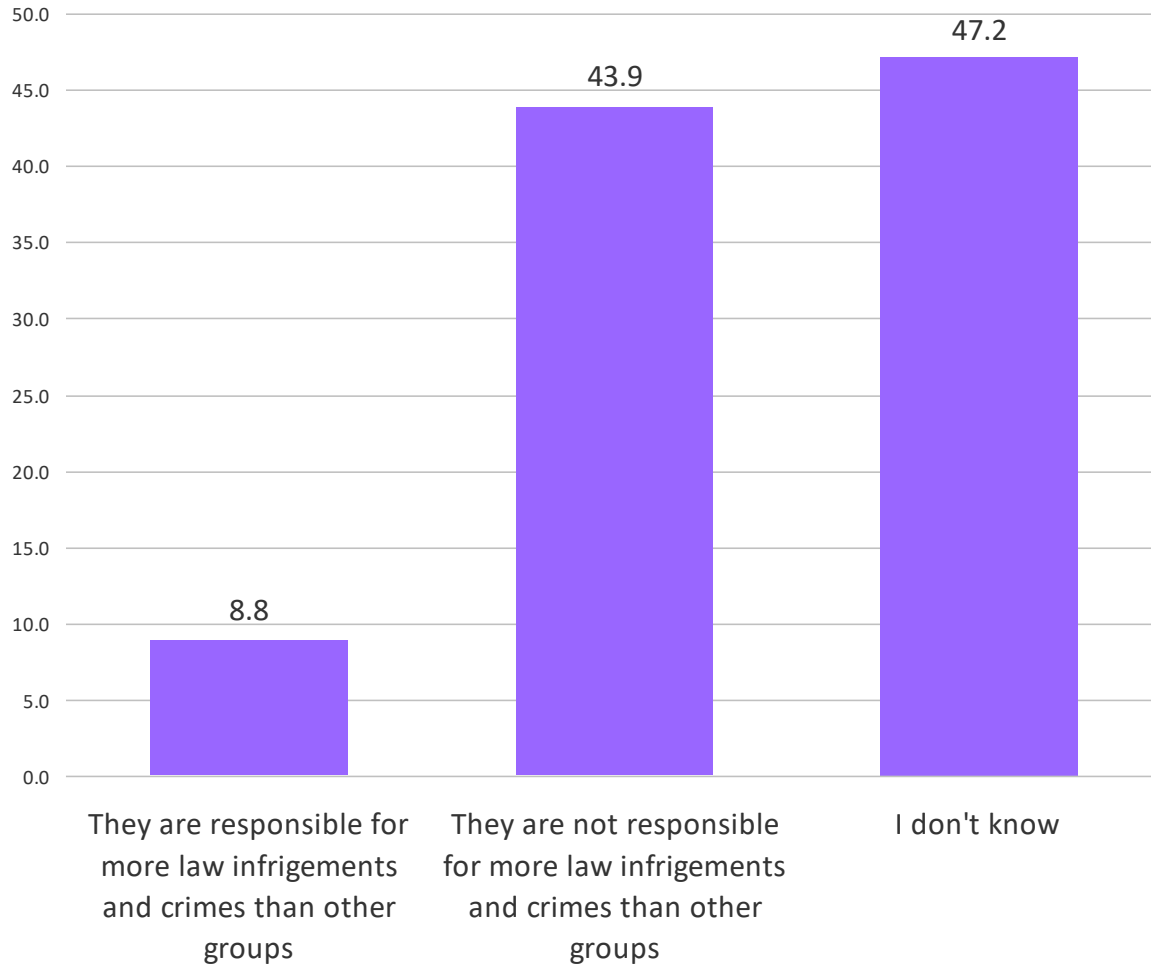
	A stronger country due to their abilities and work	A more vulnerable country because they consume state resources and take jobs from Romanians	I don't know
Region			
Bucharest-Ilfov	40,6%	3,1%	56,3%
Center (AB, BV, CV, HR, MS, SB)	24,7%	9,0%	66,3%
Northeast (BC, BT, IS, NT, SV, VS)	16,8%	37,0%	46,2%
Northwest (BH, BN, CJ, MM, SJ, SM)	37,2%	2,1%	60,6%
Southeast (BR, BZ, CT, GL, TL, VN)	26,0%	19,0%	55,0%
South-Muntenia (AG, CL, DB, GR, IL, PH, TR)	17,2%	20,1%	62,7%
Southwest-Oltenia (DJ, GJ, MH, OT, VL)	30,3%	40,4%	29,3%
West (AR, CS, HD, TM)	32,8%	22,4%	44,8%
Residence			
Cities over 200,000 inhabitants	43,6%	14,1%	42,3%
Cities with 100,000-200,000 inhabitants	43,2%	21,0%	35,8%
Cities with 30,000-100,000 inhabitants	32,8%	29,3%	37,9%
Towns with less than 30,000 inhabitants	22,3%	17,0%	60,7%
Rural commune or village	17,0%	22,9%	60,1%
Sex			
Males	30,7%	23,4%	45,9%
Females	19,7%	19,5%	60,8%
Age Group			
18-29 years	45,0%	13,2%	41,8%
30-39 years	21,5%	23,7%	54,8%
40-49 years	10,6%	27,7%	61,7%
50-59 years	19,0%	11,9%	69,0%
60-69 years	33,3%	24,7%	41,9%
Over 70 years	10,4%	22,4%	67,2%
Education			
Elementary and middle school, vocational school	16,9%	19,4%	63,7%
High school and post-secondary school	29,9%	24,8%	45,4%
Higher education (bachelor, master, doctorate)	26,7%	13,3%	60,0%
Occupation			
State employee	18,1%	24,9%	57,0%
Private employee	21,7%	16,3%	62,0%
Farmer, agricultor	75,0%	4,2%	20,8%
Business owner, entrepreneur	48,3%	31,0%	20,7%
Retired	12,7%	22,3%	65,0%
Housekeeper, unemployed, without occupation	40,4%	23,1%	36,5%
High school student, university student	45,2%	13,5%	41,3%
Comparison to the October 2021 poll			
October 2021	37,3%	30,0%	32,7%
March 2022	23,3%	20,9%	55,9%

In your opinion, refugees:



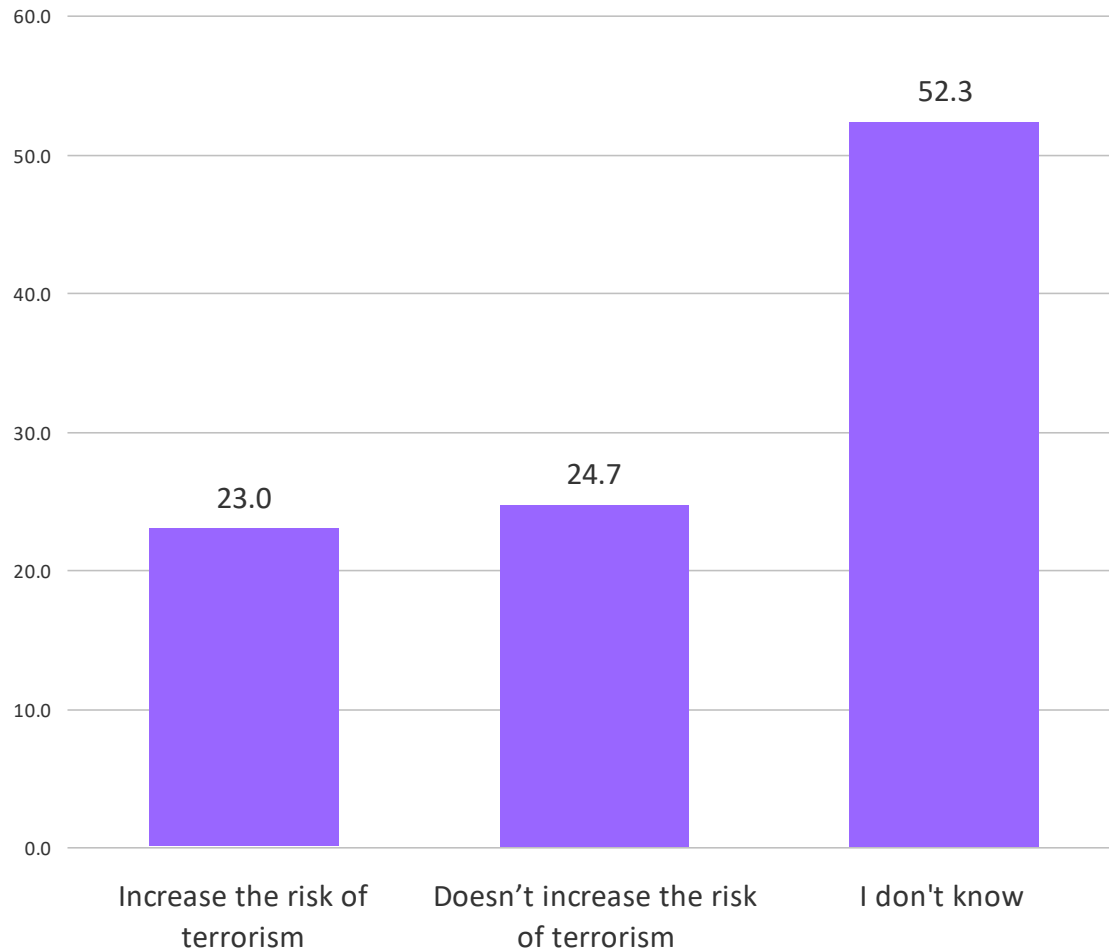
	Want to adapt and learn our customs and rules	Want to stay different from us	I don't know
Region			
Bucharest-Ilfov	31,3%	31,3%	37,5%
Center (AB, BV, CV, HR, MS, SB)	25,0%	19,3%	55,7%
Northeast (BC, BT, IS, NT, SV, VS)	30,3%	25,2%	44,5%
Northwest (BH, BN, CJ, MM, SJ, SM)	32,6%	29,5%	37,9%
Southeast (BR, BZ, CT, GL, TL, VN)	25,7%	39,6%	34,7%
South-Muntenia (AG, CL, DB, GR, IL, PH, TR)	24,7%	20,3%	54,9%
Southwest-Oltenia (DJ, GJ, MH, OT, VL)	23,2%	56,6%	20,2%
West (AR, CS, HD, TM)	18,6%	44,1%	37,3%
Residence			
Cities over 200,000 inhabitants	34,6%	25,6%	39,7%
Cities with 100,000-200,000 inhabitants	32,1%	34,6%	33,3%
Cities with 30,000-100,000 inhabitants	45,6%	24,6%	29,8%
Towns with less than 30,000 inhabitants	32,1%	30,1%	37,8%
Rural commune or village	18,0%	29,7%	52,3%
Sex			
Males	28,0%	41,0%	31,1%
Females	24,9%	22,6%	52,5%
Age Group			
18-29 years	37,8%	22,3%	39,9%
30-39 years	18,3%	24,7%	57,0%
40-49 years	19,1%	35,5%	45,4%
50-59 years	21,2%	24,7%	54,1%
60-69 years	24,7%	44,6%	30,6%
Over 70 years	27,0%	23,7%	49,4%
Education			
Elementary and middle school, vocational school	29,1%	23,9%	47,0%
High school and post-secondary school	21,8%	34,4%	43,8%
Higher education (bachelor, master, doctorate)	30,8%	31,7%	37,5%
Occupation			
State employee	21,1%	29,3%	49,6%
Private employee	33,3%	36,6%	30,1%
Farmer, agricultor	84,0%	12,0%	4,0%
Business owner, entrepreneur	17,9%	39,3%	42,9%
Retired	21,5%	31,7%	46,8%
Housekeeper, unemployed, without occupation	15,4%	30,8%	53,8%
High school student, university student	38,6%	20,5%	40,9%
Comparison to the October 2021 poll			
October 2021	42,6%	30,2%	27,2%
March 2022	26,6%	28,6%	44,8%

In your opinion, refugees:



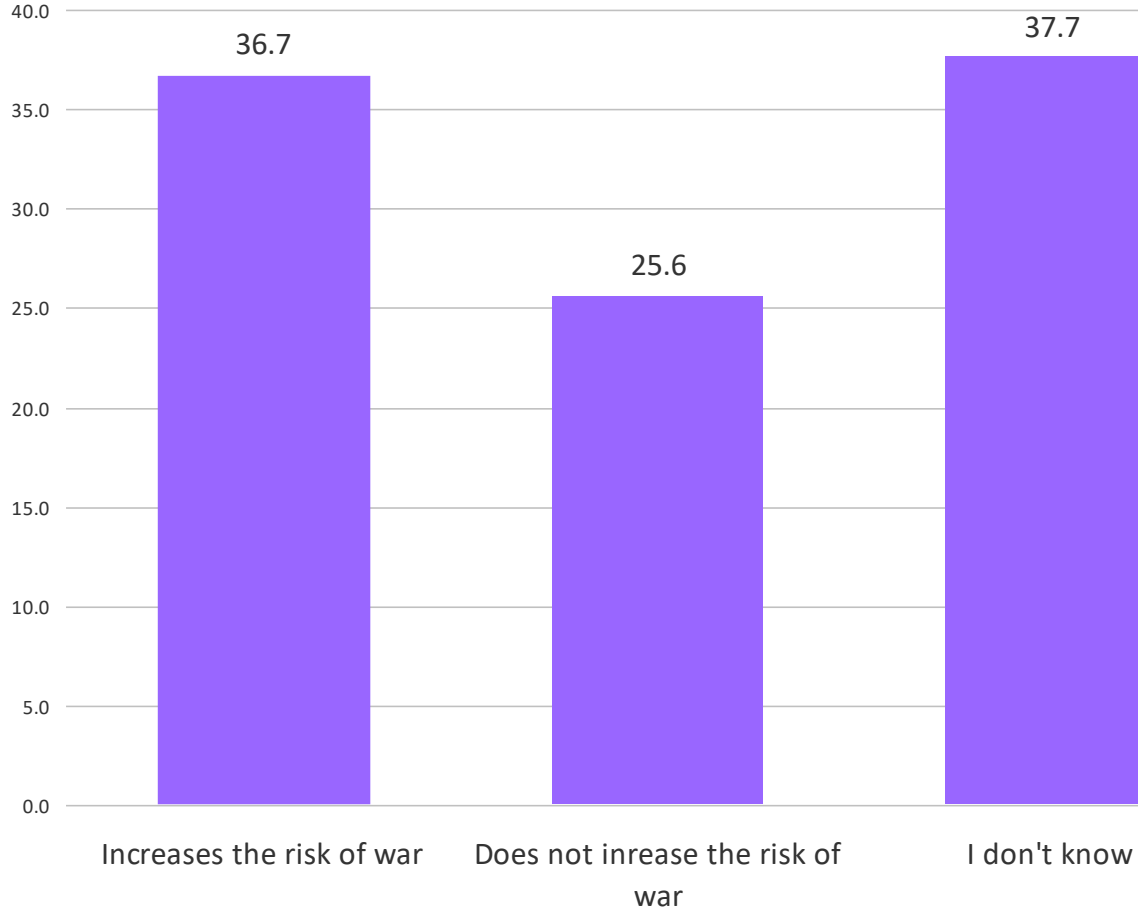
	They are responsible for more law infringements and crimes than other groups	They are <u>not</u> responsible for more law infringements and crimes than other groups	I don't know
Region			
Bucharest-Ilfov	22,6%	48,4%	29,0%
Center (AB, BV, CV, HR, MS, SB)	10,1%	32,6%	57,3%
Northeast (BC, BT, IS, NT, SV, VS)	8,4%	38,7%	52,9%
Northwest (BH, BN, CJ, MM, SJ, SM)	11,6%	55,8%	32,6%
Southeast (BR, BZ, CT, GL, TL, VN)	6,0%	51,0%	43,0%
South-Muntenia (AG, CL, DB, GR, IL, PH, TR)	8,5%	32,1%	59,5%
Southwest-Oltenia (DJ, GJ, MH, OT, VL)	5,0%	81,0%	14,0%
West (AR, CS, HD, TM)	5,1%	69,5%	25,4%
Residence			
Cities over 200,000 inhabitants	23,4%	48,1%	28,6%
Cities with 100,000-200,000 inhabitants	19,5%	62,2%	18,3%
Cities with 30,000-100,000 inhabitants	6,9%	58,6%	34,5%
Towns with less than 30,000 inhabitants	10,9%	46,2%	42,9%
Rural commune or village	3,0%	40,6%	56,5%
Sex			
Males	9,6%	53,0%	37,5%
Females	7,9%	40,9%	51,1%
Age Group			
18-29 years	16,5%	56,9%	26,6%
30-39 years	12,0%	46,7%	41,3%
40-49 years	5,7%	48,6%	45,7%
50-59 years	7,1%	40,0%	52,9%
60-69 years	2,2%	49,5%	48,4%
Over 70 years	8,3%	33,5%	58,3%
Education			
Elementary and middle school, vocational school	9,5%	33,1%	57,5%
High school and post-secondary school	8,7%	53,2%	38,1%
Higher education (bachelor, master, doctorate)	5,0%	61,7%	33,3%
Occupation			
State employee	6,8%	41,3%	51,9%
Private employee	10,9%	58,7%	30,4%
Farmer, agricultor	12,5%	87,5%	
Business owner, entrepreneur	7,1%	78,6%	14,3%
Retired	7,0%	35,5%	57,6%
Housekeeper, unemployed, without occupation	9,4%	41,5%	49,1%
High school student, university student	14,2%	58,3%	27,6%
Comparison to the October 2021 poll			
October 2021	21,3%	49,7%	29,0%
March 2022	8,8%	43,9%	47,2%

In your opinion, the presence of refugees in our country:



Region	Increase the risk of terrorism	Doesn't increase the risk of terrorism	I don't know
Bucharest-Ilfov	28,1%	37,5%	34,4%
Center (AB, BV, CV, HR, MS, SB)	12,4%	27,0%	60,7%
Northeast (BC, BT, IS, NT, SV, VS)	34,7%	26,3%	39,0%
Northwest (BH, BN, CJ, MM, SJ, SM)	48,4%	25,3%	26,3%
Southeast (BR, BZ, CT, GL, TL, VN)	20,2%	22,2%	57,6%
South-Muntenia (AG, CL, DB, GR, IL, PH, TR)	11,0%	17,4%	71,5%
Southwest-Oltenia (DJ, GJ, MH, OT, VL)	37,0%	44,0%	19,0%
West (AR, CS, HD, TM)		48,3%	51,7%
Residence			
Cities over 200,000 inhabitants	16,7%	50,0%	33,3%
Cities with 100,000-200,000 inhabitants	16,0%	44,4%	39,5%
Cities with 30,000-100,000 inhabitants	6,9%	55,2%	37,9%
Towns with less than 30,000 inhabitants	25,9%	16,2%	57,9%
Rural commune or village	22,9%	20,8%	56,3%
Sex			
Males	29,0%	34,6%	36,3%
Females	17,1%	20,9%	62,0%
Age Group			
18-29 years	23,3%	46,0%	30,7%
30-39 years	21,5%	24,7%	53,8%
40-49 years	20,6%	35,5%	44,0%
50-59 years	10,7%	33,3%	56,0%
60-69 years	28,3%	16,6%	55,1%
Over 70 years	19,9%	10,4%	69,7%
Education			
Elementary and middle school, vocational school	17,2%	15,4%	67,4%
High school and post-secondary school	27,4%	33,0%	39,6%
Higher education (bachelor, master, doctorate)	16,0%	38,7%	45,4%
Occupation			
State employee	23,3%	26,7%	50,0%
Private employee	8,6%	48,4%	43,0%
Farmer, agricultor	16,0%	84,0%	
Business owner, entrepreneur	39,3%	53,6%	7,1%
Retired	23,0%	5,5%	71,5%
Housekeeper, unemployed, without occupation	28,8%	19,2%	51,9%
High school student, university student	18,8%	50,0%	31,3%
Comparison to the October 2021 poll			
October 2021	37,2%	30,4%	32,4%
March 2022	23,0%	24,7%	52,3%

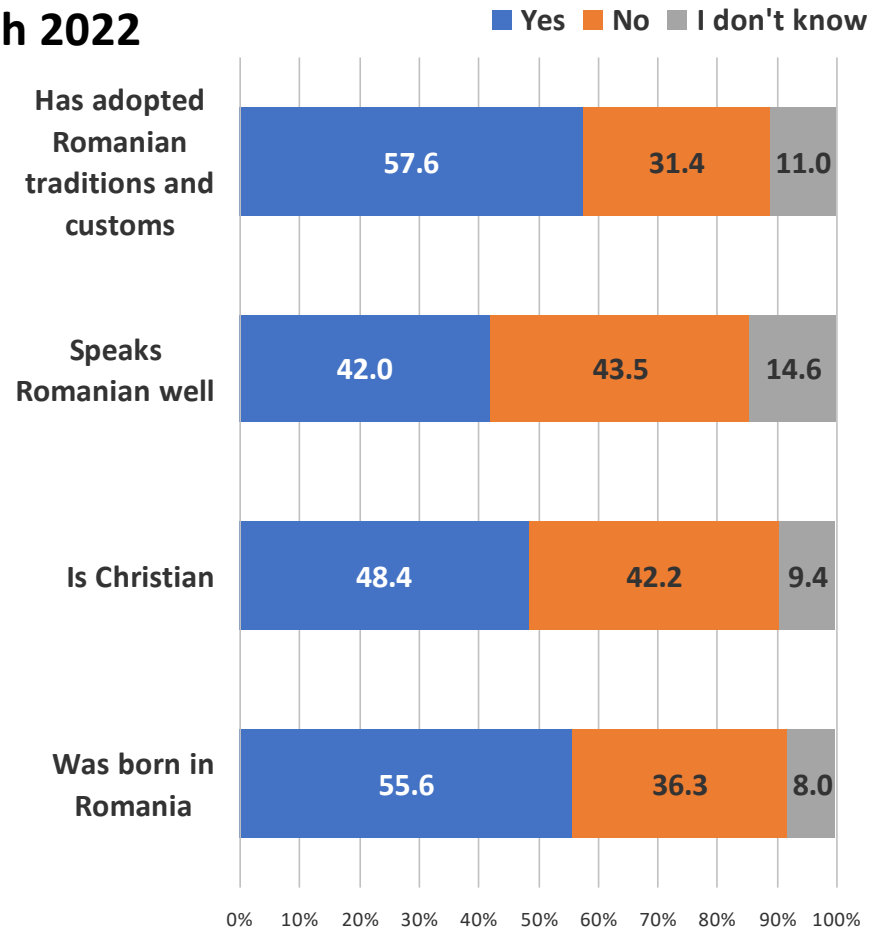
In your opinion, the presence of refugees in our country:



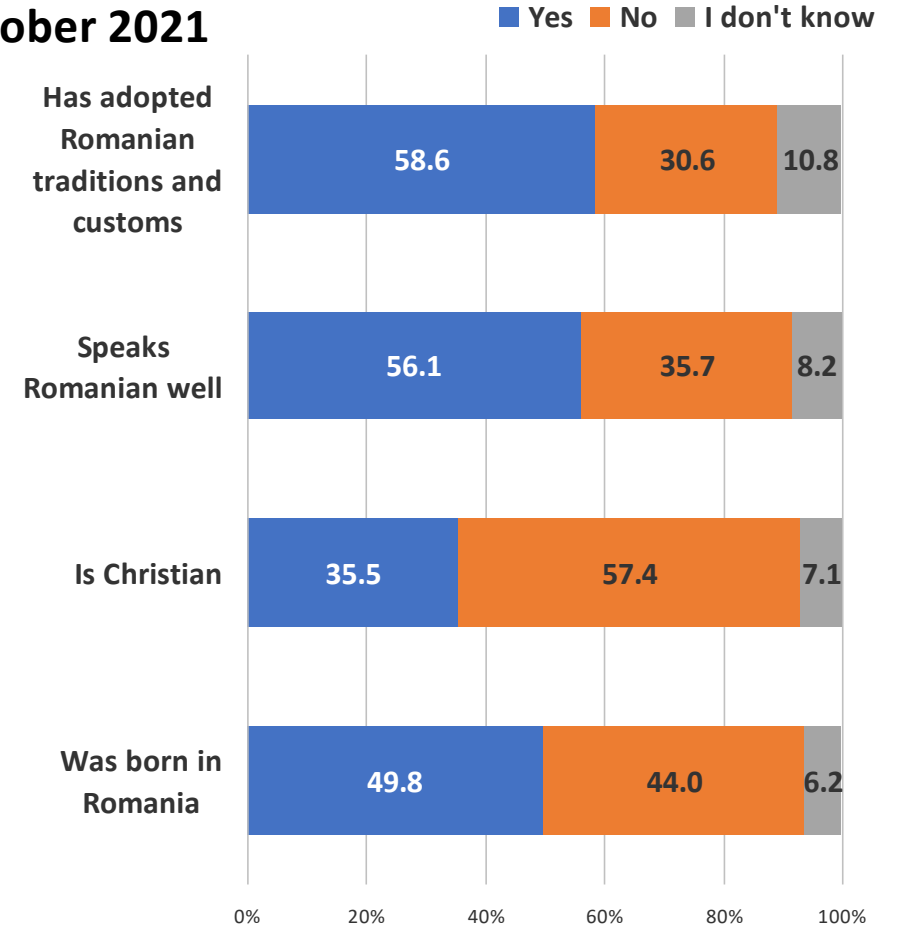
Region	Increases the risk of war	Doesn't increase the risk of war	I don't know
Bucharest-Ilfov	40,6%	31,3%	28,1%
Center (AB, BV, CV, HR, MS, SB)	27,0%	24,7%	48,3%
Northeast (BC, BT, IS, NT, SV, VS)	40,3%	25,2%	34,5%
Northwest (BH, BN, CJ, MM, SJ, SM)	16,0%	57,4%	26,6%
Southeast (BR, BZ, CT, GL, TL, VN)	43,0%	22,0%	35,0%
South-Muntenia (AG, CL, DB, GR, IL, PH, TR)	39,1%	12,8%	48,1%
Southwest-Oltenia (DJ, GJ, MH, OT, VL)	44,4%	43,4%	12,1%
West (AR, CS, HD, TM)	10,3%	53,4%	36,2%
Residence			
Cities over 200,000 inhabitants	28,6%	50,6%	20,8%
Cities with 100,000-200,000 inhabitants	20,7%	41,5%	37,8%
Cities with 30,000-100,000 inhabitants	26,3%	47,4%	26,3%
Towns with less than 30,000 inhabitants	40,9%	21,5%	37,7%
Rural commune or village	36,7%	21,7%	41,6%
Sex			
Males	31,4%	41,5%	27,1%
Females	37,3%	18,7%	44,0%
Age Group			
18-29 years	32,3%	44,4%	23,3%
30-39 years	29,3%	27,2%	43,5%
40-49 years	25,7%	32,9%	41,4%
50-59 years	15,5%	32,1%	52,4%
60-69 years	33,9%	30,6%	35,5%
Over 70 years	52,5%	6,6%	40,9%
Education			
Elementary and middle school, vocational school	47,8%	9,5%	42,8%
High school and post-secondary school	26,2%	39,8%	34,0%
Higher education (bachelor, master, doctorate)	22,5%	44,2%	33,3%
Occupation			
State employee	29,8%	29,1%	41,1%
Private employee	18,5%	40,2%	41,3%
Farmer, agricultor	84,0%	12,0%	4,0%
Business owner, entrepreneur	10,7%	75,0%	14,3%
Retired	43,1%	15,3%	41,6%
Housekeeper, unemployed, without occupation	36,5%	19,2%	44,2%
High school student, university student	30,7%	43,3%	26,0%

Do you think that a true Romanian is just someone who:

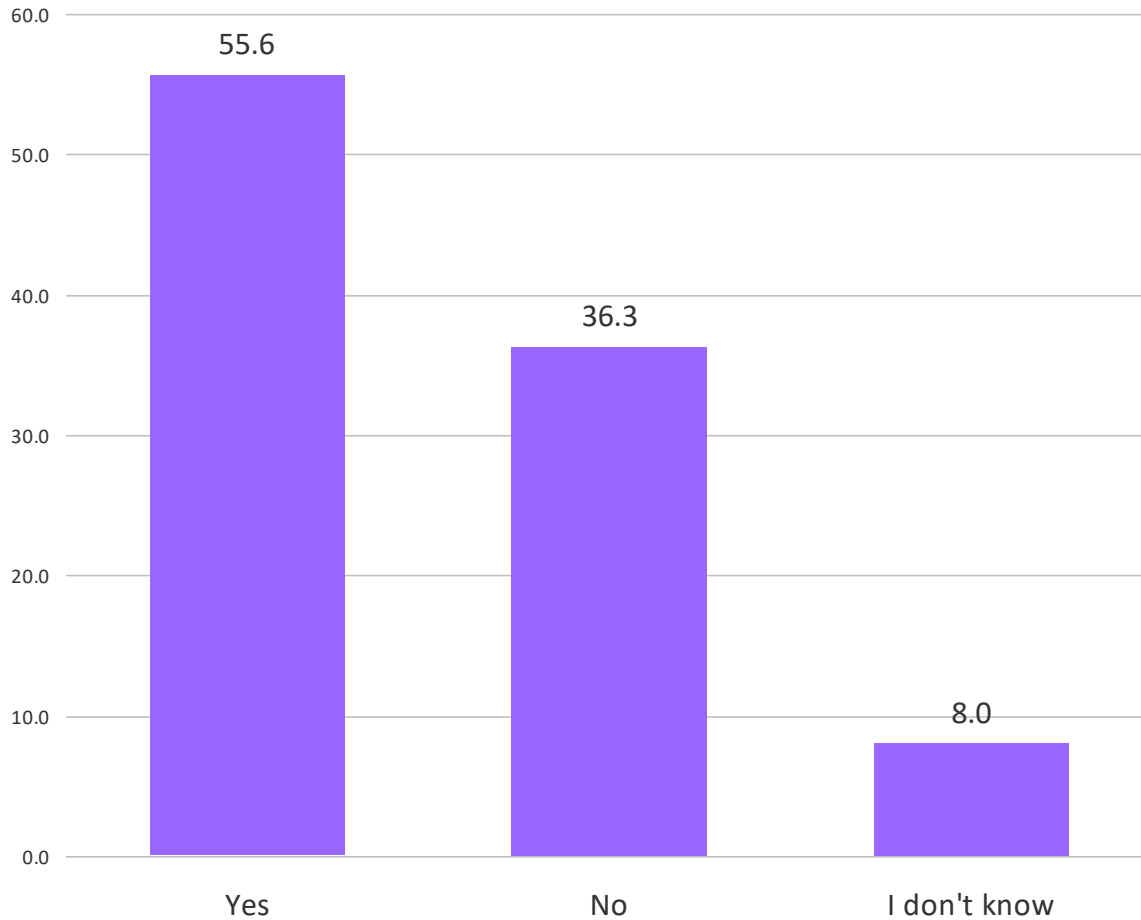
March 2022



October 2021

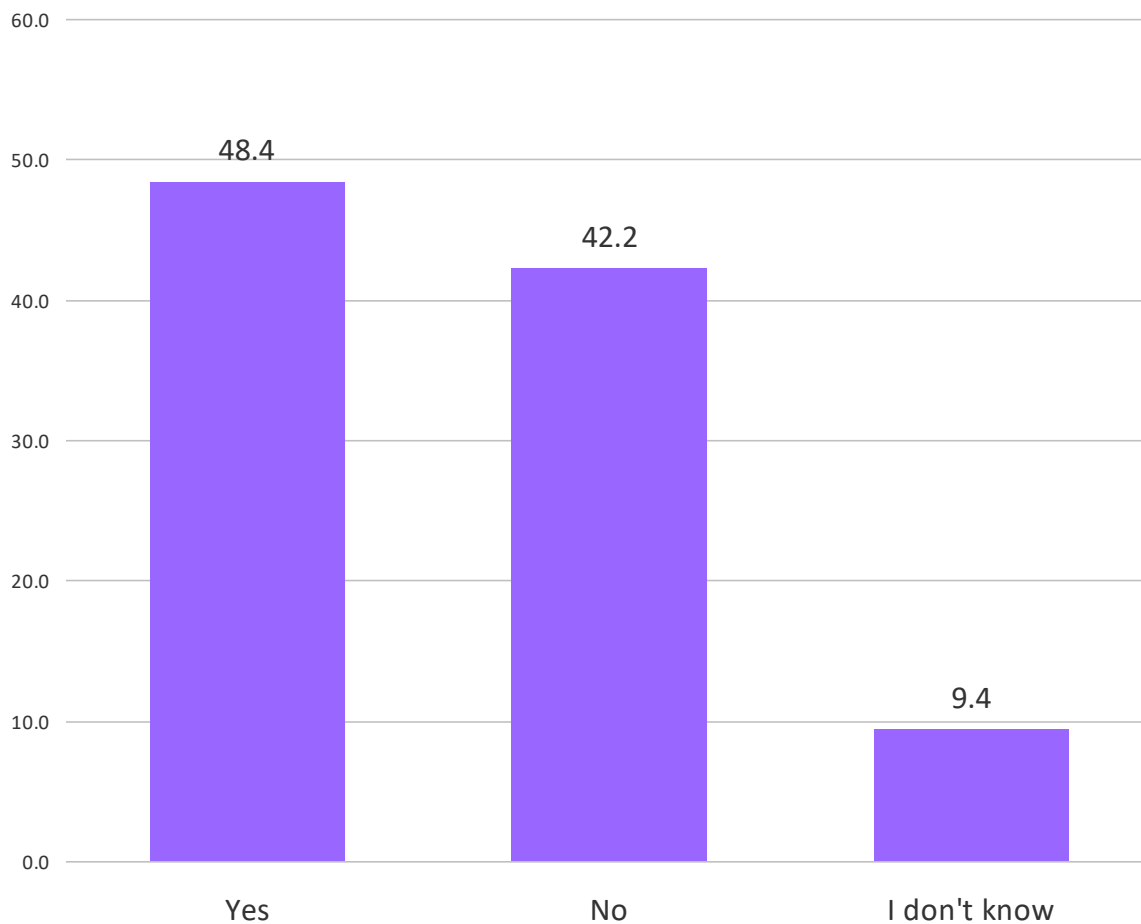


Do you think that a true Romanian is just someone born in Romania?



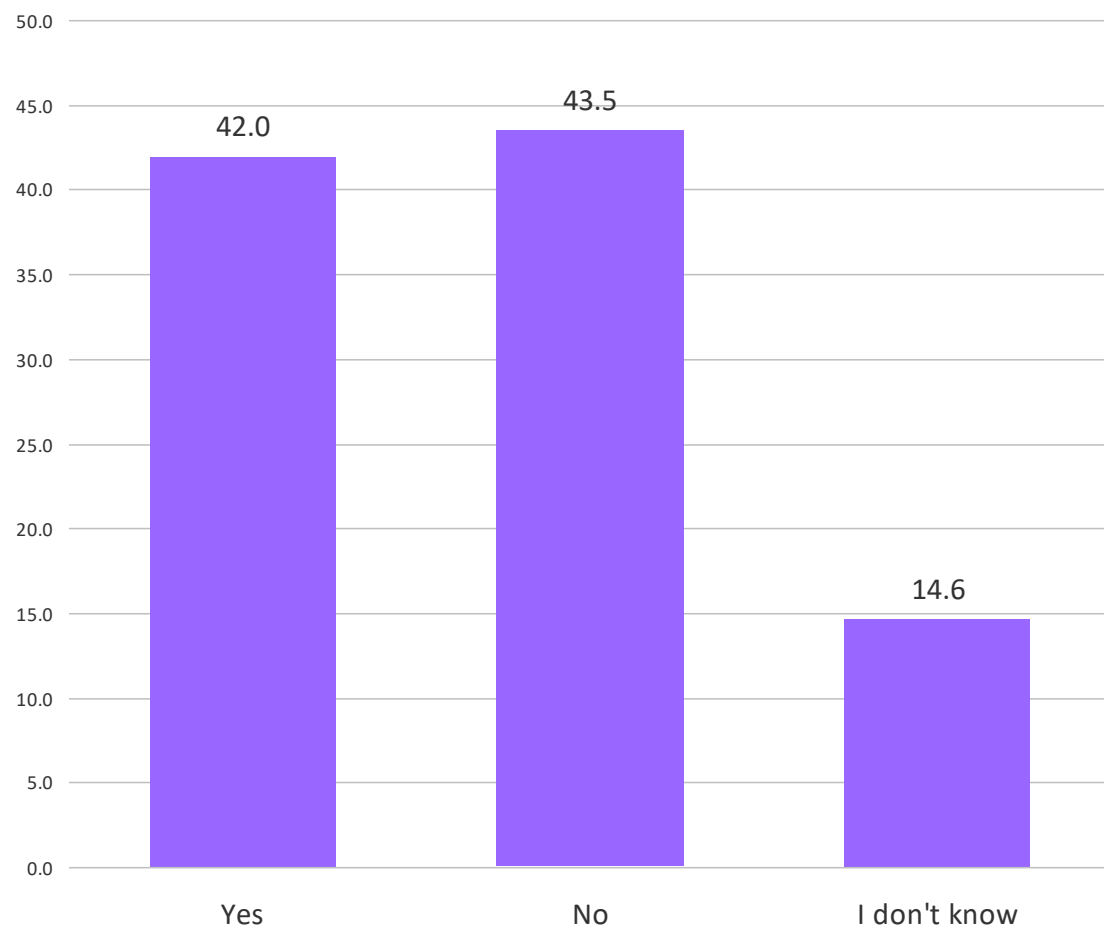
Region	Yes	No	I don't know
Bucharest-Ilfov	62,5%	34,4%	3,1%
Center (AB, BV, CV, HR, MS, SB)	30,7%	60,2%	9,1%
Northeast (BC, BT, IS, NT, SV, VS)	49,6%	42,0%	8,4%
Northwest (BH, BN, CJ, MM, SJ, SM)	23,4%	63,8%	12,8%
Southeast (BR, BZ, CT, GL, TL, VN)	53,0%	32,0%	15,0%
South-Muntenia (AG, CL, DB, GR, IL, PH, TR)	67,6%	25,7%	6,7%
Southwest-Oltenia (DJ, GJ, MH, OT, VL)	73,7%	25,3%	1,0%
West (AR, CS, HD, TM)	46,6%	44,8%	8,6%
Residence			
Cities over 200,000 inhabitants	44,9%	51,3%	3,8%
Cities with 100,000-200,000 inhabitants	44,4%	51,9%	3,7%
Cities with 30,000-100,000 inhabitants	56,9%	39,7%	3,4%
Towns with less than 30,000 inhabitants	61,8%	31,3%	6,9%
Rural commune or village	54,8%	34,4%	10,8%
Sex			
Males	44,1%	48,9%	7,1%
Females	61,7%	29,5%	8,8%
Age Group			
18-29 years	37,6%	54,5%	7,9%
30-39 years	59,8%	27,2%	13,0%
40-49 years	50,7%	44,4%	4,9%
50-59 years	47,6%	40,5%	11,9%
60-69 years	50,5%	44,6%	4,8%
Over 70 years	75,9%	14,9%	9,1%
Education			
Elementary and middle school, vocational school	62,7%	29,9%	7,5%
High school and post-secondary school	51,5%	40,0%	8,5%
Higher education (bachelor, master, doctorate)	42,0%	49,6%	8,4%
Occupation			
State employee	51,3%	38,9%	9,8%
Private employee	63,4%	33,3%	3,2%
Farmer, agricultor	83,3%	16,7%	
Business owner, entrepreneur	32,1%	67,9%	
Retired	64,1%	29,6%	6,4%
Housekeeper, unemployed, without occupation	47,2%	26,4%	26,4%
High school student, university student	35,4%	56,7%	7,9%
Comparison to the October 2021 poll			
October 2021	49,8%	44,0%	6,2%
March 2022	55,6%	36,3%	8,0%

Do you think that a true Romanian is just someone who is Christian?



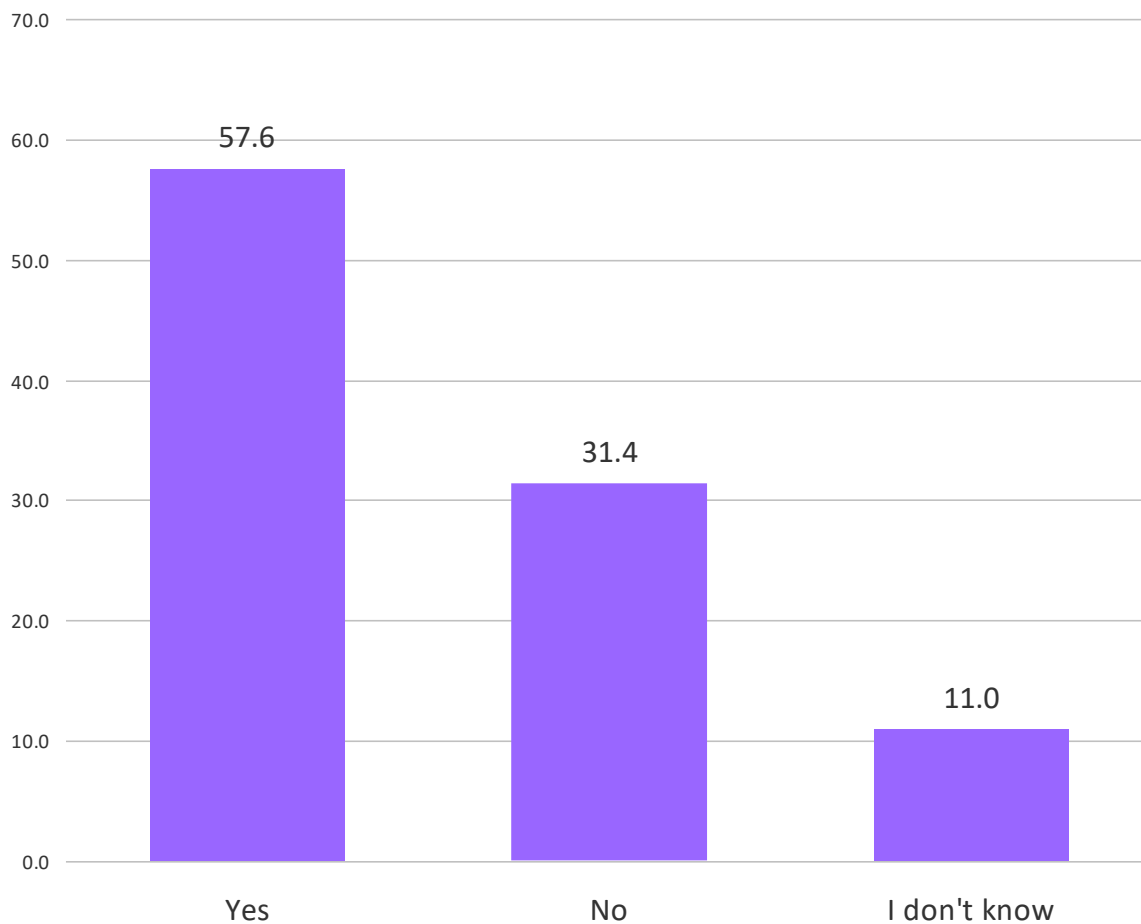
Region	Yes	No	I don't know
Bucharest-Ilfov	31,3%	62,5%	6,3%
Center (AB, BV, CV, HR, MS, SB)	33,7%	41,6%	24,7%
Northeast (BC, BT, IS, NT, SV, VS)	42,0%	48,7%	9,2%
Northwest (BH, BN, CJ, MM, SJ, SM)	21,1%	69,5%	9,5%
Southeast (BR, BZ, CT, GL, TL, VN)	47,5%	38,4%	14,1%
South-Muntenia (AG, CL, DB, GR, IL, PH, TR)	60,1%	33,2%	6,7%
Southwest-Oltenia (DJ, GJ, MH, OT, VL)	60,6%	37,4%	2,0%
West (AR, CS, HD, TM)	27,6%	51,7%	20,7%
Residence			
Cities over 200,000 inhabitants	27,3%	67,5%	5,2%
Cities with 100,000-200,000 inhabitants	21,0%	67,9%	11,1%
Cities with 30,000-100,000 inhabitants	43,1%	50,0%	6,9%
Towns with less than 30,000 inhabitants	56,9%	32,5%	10,6%
Rural commune or village	50,1%	39,3%	10,6%
Sex			
Males	36,9%	55,8%	7,3%
Females	53,3%	34,8%	11,9%
Age Group			
18-29 years	17,6%	78,7%	3,7%
30-39 years	36,6%	46,2%	17,2%
40-49 years	51,8%	33,3%	14,9%
50-59 years	38,1%	42,9%	19,0%
60-69 years	43,3%	41,2%	15,5%
Over 70 years	77,6%	20,3%	2,1%
Education			
Elementary and middle school, vocational school	61,7%	31,3%	7,0%
High school and post-secondary school	36,1%	51,8%	12,1%
Higher education (bachelor, master, doctorate)	35,8%	50,0%	14,2%
Occupation			
State employee	43,0%	41,5%	15,5%
Private employee	33,7%	47,8%	18,5%
Farmer, agricultor	80,0%	12,0%	8,0%
Business owner, entrepreneur	35,7%	60,7%	3,6%
Retired	66,6%	29,4%	4,1%
Housekeeper, unemployed, without occupation	34,6%	36,5%	28,8%
High school student, university student	12,6%	83,5%	3,9%
Comparison to the October 2021 poll			
October 2021	35,5%	57,4%	7,1%
March 2022	48,4%	42,2%	9,4%

Do you think that a true Romanian is one who speaks standard Romanian without an accent?



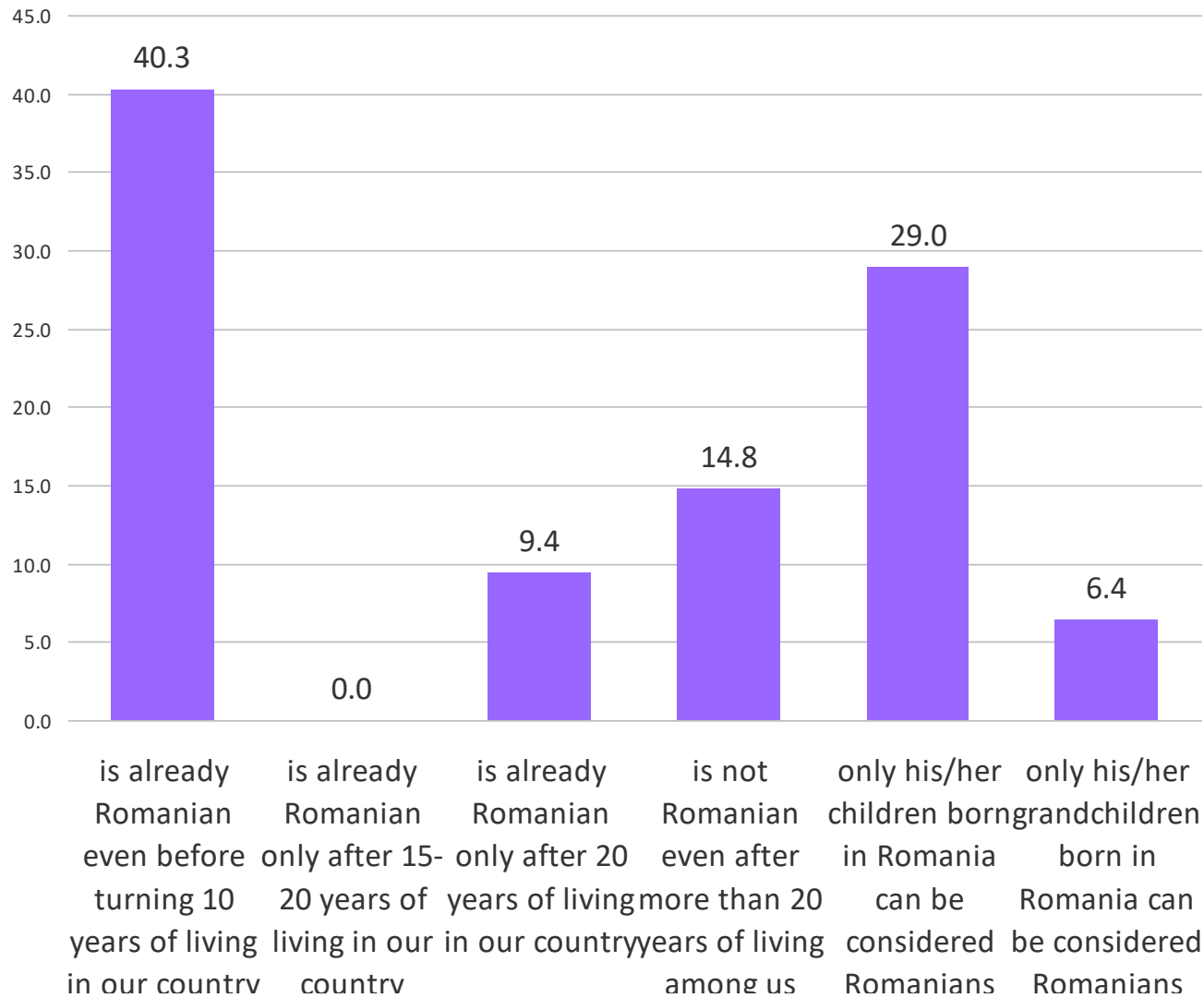
Region	Yes	No	I don't know
Bucharest-Ilfov	46,9%	46,9%	6,3%
Center (AB, BV, CV, HR, MS, SB)	12,4%	58,4%	29,2%
Northeast (BC, BT, IS, NT, SV, VS)	31,4%	60,2%	8,5%
Northwest (BH, BN, CJ, MM, SJ, SM)	48,4%	44,2%	7,4%
Southeast (BR, BZ, CT, GL, TL, VN)	51,0%	34,0%	15,0%
South-Muntenia (AG, CL, DB, GR, IL, PH, TR)	40,1%	41,0%	18,9%
Southwest-Oltenia (DJ, GJ, MH, OT, VL)	71,7%	26,3%	2,0%
West (AR, CS, HD, TM)	37,9%	51,7%	10,3%
Residence			
Cities over 200,000 inhabitants	26,6%	68,4%	5,1%
Cities with 100,000-200,000 inhabitants	32,1%	65,4%	2,5%
Cities with 30,000-100,000 inhabitants	52,6%	43,9%	3,5%
Towns with less than 30,000 inhabitants	45,9%	40,2%	13,8%
Rural commune or village	42,5%	38,2%	19,3%
Sex			
Males	43,0%	42,7%	14,3%
Females	40,9%	44,7%	14,3%
Age Group			
18-29 years	31,2%	64,6%	4,2%
30-39 years	33,3%	49,5%	17,2%
40-49 years	35,5%	49,6%	14,9%
50-59 years	27,4%	51,2%	21,4%
60-69 years	49,7%	24,1%	26,2%
Over 70 years	55,6%	35,3%	9,1%
Education			
Elementary and middle school, vocational school	45,0%	36,6%	18,4%
High school and post-secondary school	39,7%	49,2%	11,1%
Higher education (bachelor, master, doctorate)	37,5%	50,8%	11,7%
Occupation			
State employee	33,8%	48,9%	17,3%
Private employee	43,5%	50,0%	6,5%
Farmer, agricultor	16,0%	80,0%	4,0%
Business owner, entrepreneur	13,8%	82,8%	3,4%
Retired	55,1%	26,4%	18,6%
Housekeeper, unemployed, without occupation	40,4%	40,4%	19,2%
High school student, university student	32,3%	63,0%	4,7%
Comparison to the October 2021 poll			
October 2021	56,1%	35,7%	8,2%
March 2022	42,0%	43,5%	14,6%

Do you think that a true Romanian is only the one who has adopted the Romanian traditions and customs?



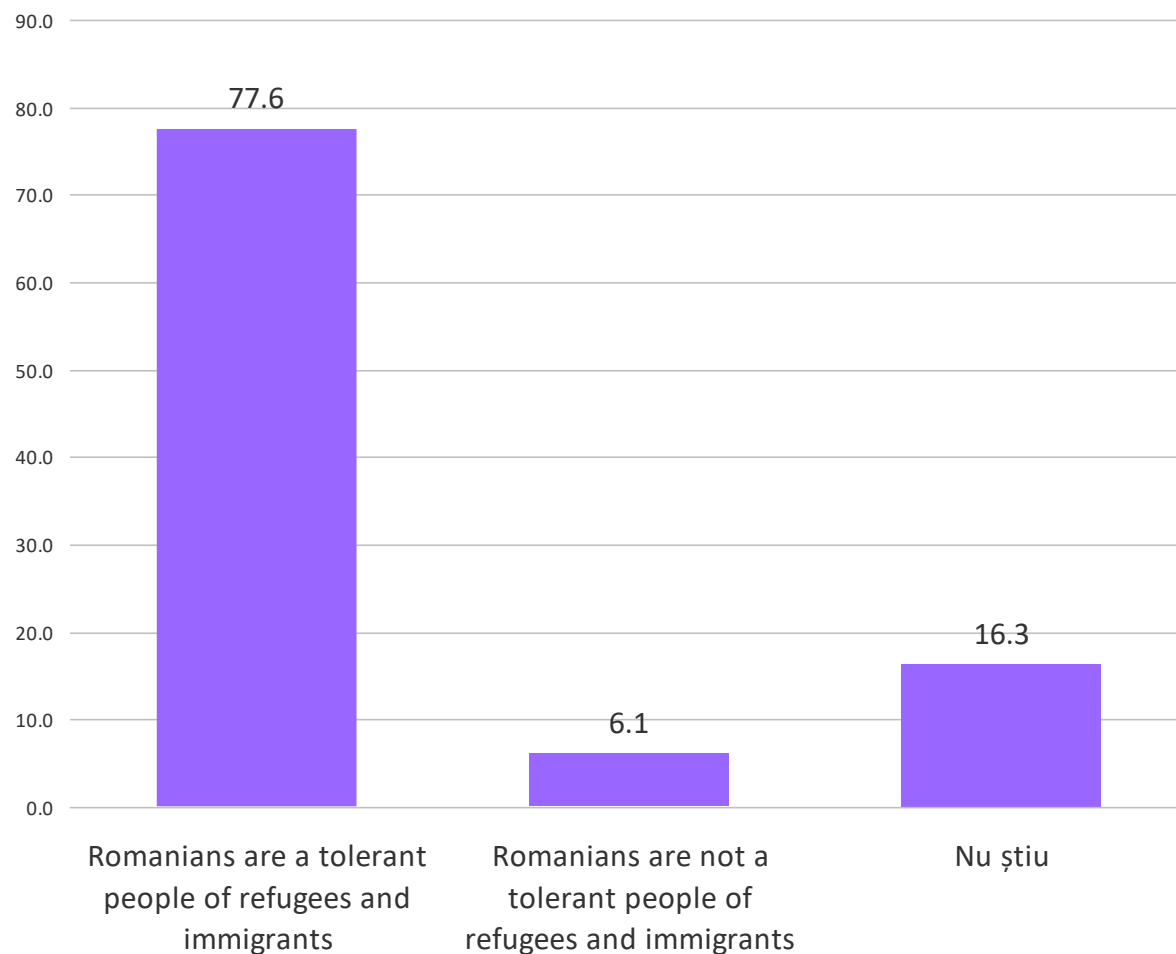
Region	Yes	No	I don't know
Bucharest-Ilfov	65,6%	25,0%	9,4%
Center (AB, BV, CV, HR, MS, SB)	37,5%	38,6%	23,9%
Northeast (BC, BT, IS, NT, SV, VS)	52,1%	35,3%	12,6%
Northwest (BH, BN, CJ, MM, SJ, SM)	56,8%	34,7%	8,4%
Southeast (BR, BZ, CT, GL, TL, VN)	63,0%	25,0%	12,0%
South-Muntenia (AG, CL, DB, GR, IL, PH, TR)	55,4%	34,7%	9,9%
Southwest-Oltenia (DJ, GJ, MH, OT, VL)	83,8%	13,1%	3,0%
West (AR, CS, HD, TM)	51,7%	37,9%	10,3%
Residence			
Cities over 200,000 inhabitants	55,8%	36,4%	7,8%
Cities with 100,000-200,000 inhabitants	58,0%	38,3%	3,7%
Cities with 30,000-100,000 inhabitants	66,7%	26,3%	7,0%
Towns with less than 30,000 inhabitants	48,8%	41,9%	9,3%
Rural commune or village	60,5%	25,5%	14,0%
Sex			
Males	59,7%	26,2%	14,1%
Females	55,6%	35,4%	9,0%
Age Group			
18-29 years	47,9%	46,8%	5,3%
30-39 years	47,3%	35,5%	17,2%
40-49 years	49,6%	36,9%	13,5%
50-59 years	44,0%	32,1%	23,8%
60-69 years	74,7%	8,6%	16,7%
Over 70 years	63,9%	34,0%	2,1%
Education			
Elementary and middle school, vocational school	59,5%	32,6%	8,0%
High school and post-secondary school	54,6%	31,6%	13,8%
Higher education (bachelor, master, doctorate)	58,3%	30,0%	11,7%
Occupation			
State employee	52,1%	30,2%	17,7%
Private employee	59,8%	30,4%	9,8%
Farmer, agricultor	88,0%	12,0%	
Business owner, entrepreneur	31,0%	65,5%	3,4%
Retired	64,9%	27,8%	7,2%
Housekeeper, unemployed, without occupation	44,2%	28,8%	26,9%
High school student, university student	49,6%	44,9%	5,5%
Comparison to the October 2021 poll			
October 2021	58,6%	30,6%	10,8%
March 2022	57,6%	31,4%	11,0%

In your opinion, a refugee or an immigrant, in general:



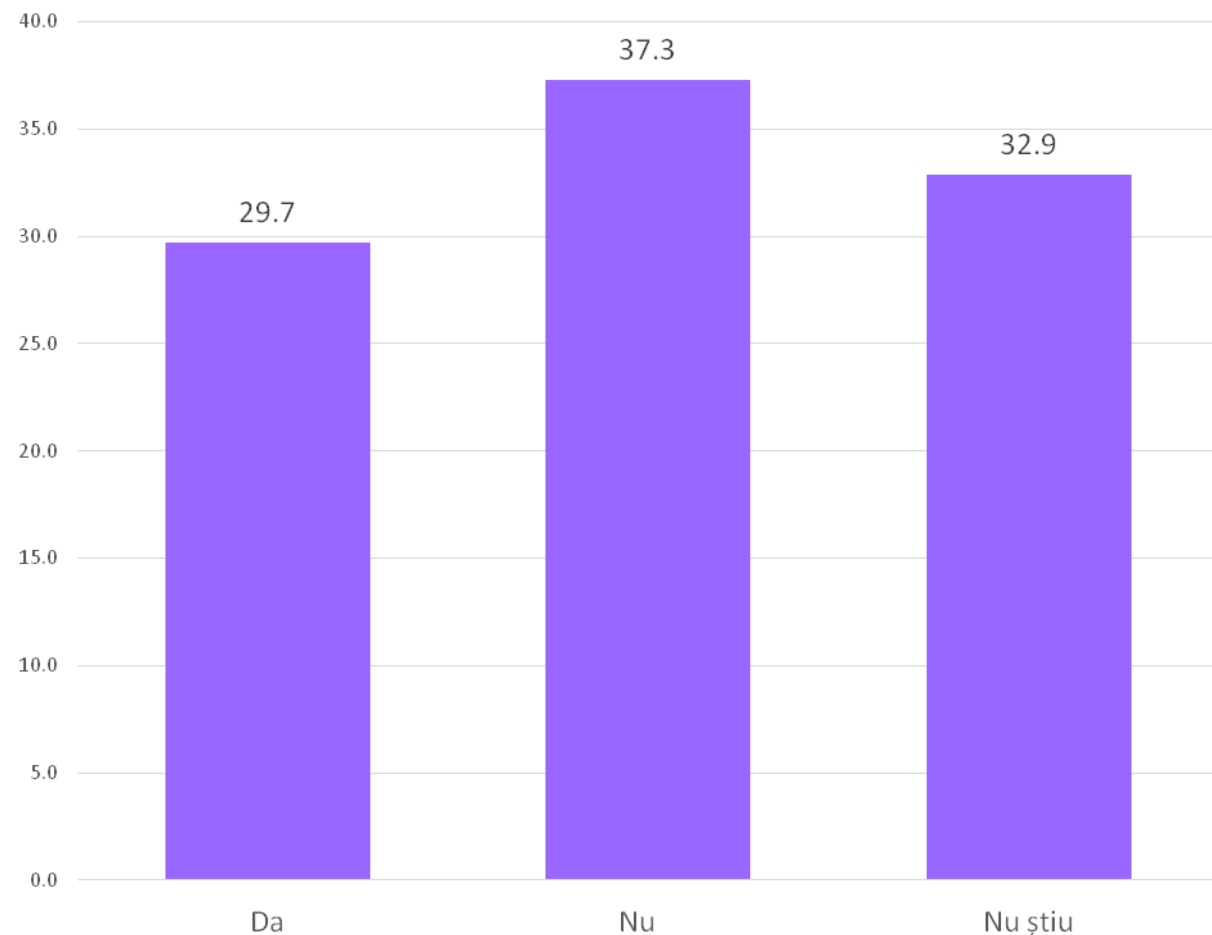
Region	After 10 Years	After 20 Years	Not even after 20 years	Only his/her children	Only his/her grandchildren
Bucharest-Ilfov	53,1%	15,6%	9,4%	18,8%	3,1%
Center (AB, BV, CV, HR, MS, SB)	38,2%	3,4%	43,8%	14,6%	
Northeast (BC, BT, IS, NT, SV, VS)	34,5%	5,9%	15,1%	28,6%	16,0%
Northwest (BH, BN, CJ, MM, SJ, SM)	60,6%		14,9%	24,5%	
Southeast (BR, BZ, CT, GL, TL, VN)	50,5%	9,9%	7,9%	16,8%	14,9%
South-Muntenia (AG, CL, DB, GR, IL, PH, TR)	36,4%	16,0%	11,1%	30,3%	6,1%
Southwest-Oltenia (DJ, GJ, MH, OT, VL)	28,3%	4,0%	10,1%	57,6%	
West (AR, CS, HD, TM)	41,4%	3,4%	13,8%	37,9%	3,4%
Residence					
Cities over 200,000 inhabitants	63,6%	3,9%	14,3%	16,9%	1,3%
Cities with 100,000-200,000 inhabitants	59,3%	3,7%	16,0%	18,5%	2,5%
Cities with 30,000-100,000 inhabitants	43,9%		8,8%	45,6%	1,8%
Towns with less than 30,000 inhabitants	42,9%	18,6%	19,4%	19,0%	
Rural commune or village	31,4%	6,8%	13,1%	37,3%	11,4%
Sex					
Males	49,0%	5,6%	5,9%	31,0%	8,5%
Females	35,1%	11,1%	20,2%	28,7%	5,0%
Age Group					
18-29 years	59,8%	6,3%	13,2%	19,0%	1,6%
30-39 years	30,4%	4,3%	22,8%	39,1%	3,3%
40-49 years	48,9%	2,8%	14,9%	33,3%	
50-59 years	37,6%	9,4%	20,0%	28,2%	4,7%
60-69 years	34,2%	8,0%	9,1%	32,1%	16,6%
Over 70 years	29,5%	17,0%	15,8%	30,7%	7,1%
Education					
Elementary and middle school, vocational school	37,3%	16,4%	10,2%	25,1%	10,9%
High school and post-secondary school	43,9%	2,9%	17,7%	32,5%	2,9%
Higher education (bachelor, master, doctorate)	39,2%	5,0%	19,2%	34,2%	2,5%
Occupation					
State employee	33,0%	5,7%	21,2%	33,0%	7,2%
Private employee	40,9%	5,4%	8,6%	41,9%	3,2%
Farmer, agricultor	92,0%			8,0%	
Business owner, entrepreneur	75,0%	3,6%	10,7%	10,7%	
Retired	33,9%	14,2%	14,5%	29,3%	8,1%
Housekeeper, unemployed, without occupation	26,9%	17,3%	7,7%	34,6%	13,5%
High school student, university student	61,4%	3,9%	13,4%	19,7%	1,6%

In your opinion, Romanians:



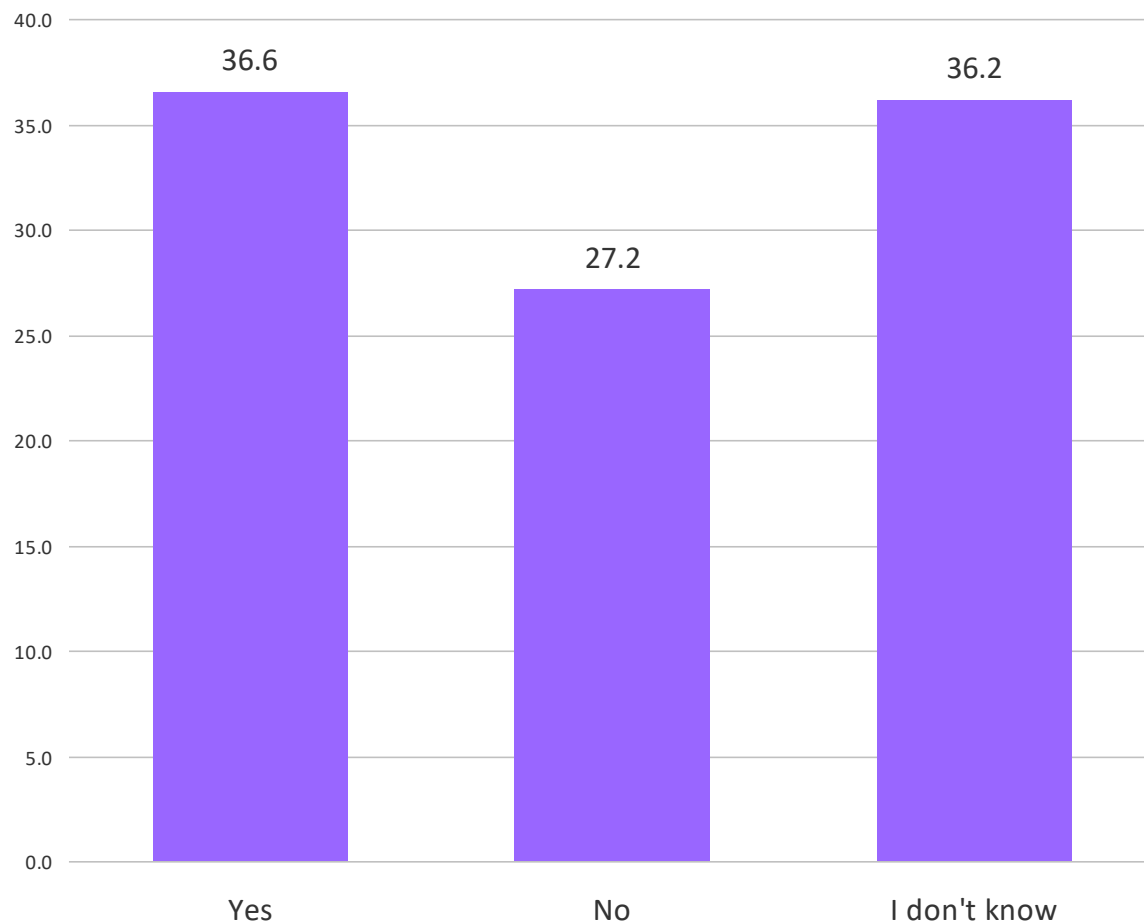
	Romanians are a tolerant people of refugees and immigrants	Romanians are not a tolerant people of refugees and immigrants	I don't know
Region			
Bucharest-Ilfov	68,8%	21,9%	9,4%
Center (AB, BV, CV, HR, MS, SB)	78,4%	2,3%	19,3%
Northeast (BC, BT, IS, NT, SV, VS)	79,8%	5,9%	14,3%
Northwest (BH, BN, CJ, MM, SJ, SM)	81,1%	1,1%	17,9%
Southeast (BR, BZ, CT, GL, TL, VN)	84,0%	2,0%	14,0%
South-Muntenia (AG, CL, DB, GR, IL, PH, TR)	74,9%	8,2%	16,9%
Southwest-Oltenia (DJ, GJ, MH, OT, VL)	76,0%	7,0%	17,0%
West (AR, CS, HD, TM)	87,9%	12,1%	
Residence			
Cities over 200,000 inhabitants	81,8%	13,0%	5,2%
Cities with 100,000-200,000 inhabitants	90,1%	6,2%	3,7%
Cities with 30,000-100,000 inhabitants	69,0%	12,1%	19,0%
Towns with less than 30,000 inhabitants	87,8%	3,7%	8,5%
Rural commune or village	71,8%	6,4%	21,8%
Sex			
Males	80,3%	8,5%	11,3%
Females	76,9%	5,4%	17,8%
Age Group			
18-29 years	74,1%	15,9%	10,1%
30-39 years	69,6%	4,3%	26,1%
40-49 years	79,4%	,7%	19,9%
50-59 years	76,5%	3,5%	20,0%
60-69 years	88,2%		11,8%
Over 70 years	76,9%	9,1%	14,0%
Education			
Elementary and middle school, vocational school	74,6%	7,7%	17,7%
High school and post-secondary school	79,9%	5,1%	15,0%
Higher education (bachelor, master, doctorate)	84,9%	6,7%	8,4%
Occupation			
State employee	78,5%	2,6%	18,9%
Private employee	71,7%	10,9%	17,4%
Farmer, agricultor	100,0%		
Business owner, entrepreneur	89,3%	7,1%	3,6%
Retired	79,1%	7,0%	13,9%
Housekeeper, unemployed, without occupation	67,9%	7,5%	24,5%
High school student, university student	78,6%	9,5%	11,9%
Comparison to the October 2021 poll			
October 2021	37,4%	34,6%	28,0%
March 2022	77,6%	6,1%	16,3%

Do you think that the Romanian state is too tolerant, too permissive, with the refugees living in our country?



Region	Yes	No	I don't know
Bucharest-Ilfov	38,7%	35,5%	25,8%
Center (AB, BV, CV, HR, MS, SB)	13,5%	43,8%	42,7%
Northeast (BC, BT, IS, NT, SV, VS)	19,5%	44,1%	36,4%
Northwest (BH, BN, CJ, MM, SJ, SM)	17,9%	63,2%	18,9%
Southeast (BR, BZ, CT, GL, TL, VN)	25,3%	41,4%	33,3%
South-Muntenia (AG, CL, DB, GR, IL, PH, TR)	36,3%	25,0%	38,7%
Southwest-Oltenia (DJ, GJ, MH, OT, VL)	47,5%	37,4%	15,2%
West (AR, CS, HD, TM)	3,5%	82,5%	14,0%
Residence			
Cities over 200,000 inhabitants	32,1%	44,9%	23,1%
Cities with 100,000-200,000 inhabitants	18,5%	55,6%	25,9%
Cities with 30,000-100,000 inhabitants	21,1%	54,4%	24,6%
Towns with less than 30,000 inhabitants	34,6%	39,0%	26,4%
Rural commune or village	26,5%	35,5%	38,0%
Sex			
Males	29,0%	45,9%	25,1%
Females	27,6%	36,4%	36,0%
Age Group			
18-29 years	25,5%	52,1%	22,3%
30-39 years	30,8%	24,2%	45,1%
40-49 years	21,3%	44,7%	34,0%
50-59 years	22,9%	34,9%	42,2%
60-69 years	26,7%	47,6%	25,7%
Over 70 years	36,4%	29,8%	33,9%
Education			
Elementary and middle school, vocational school	33,4%	35,9%	30,7%
High school and post-secondary school	24,3%	41,3%	34,5%
Higher education (bachelor, master, doctorate)	23,5%	50,4%	26,1%
Occupation			
State employee	24,5%	36,2%	39,2%
Private employee	20,7%	62,0%	17,4%
Farmer, agricultor	12,0%	80,0%	8,0%
Business owner, entrepreneur	34,5%	48,3%	17,2%
Retired	36,8%	30,1%	33,0%
Housekeeper, unemployed, without occupation	34,6%	19,2%	46,2%
High school student, university student	17,5%	57,1%	25,4%
Comparison to the October 2021 poll			
October 2021	32,,5%	35,6%	31,8%
March 2022	29,7%	37,3%	32,9%

Do you think that the refugees living in our country consume more from the resources of the Romanian state than they contribute?



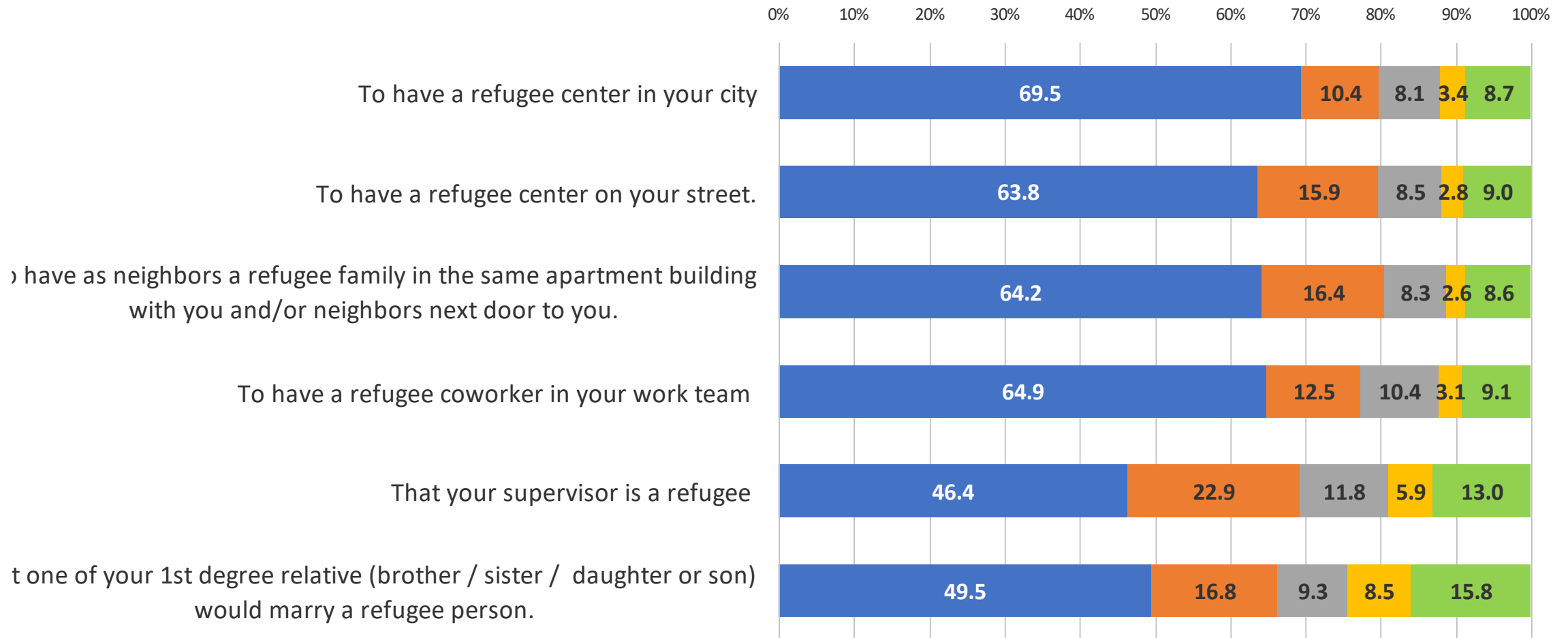
Region	Yes	No	I don't know
Bucharest-Ilfov	34,4%	37,5%	28,1%
Center (AB, BV, CV, HR, MS, SB)	36,0%	18,0%	46,1%
Northeast (BC, BT, IS, NT, SV, VS)	40,7%	18,6%	40,7%
Northwest (BH, BN, CJ, MM, SJ, SM)	41,1%	36,8%	22,1%
Southeast (BR, BZ, CT, GL, TL, VN)	30,0%	39,0%	31,0%
South-Muntenia (AG, CL, DB, GR, IL, PH, TR)	32,4%	25,4%	42,3%
Southwest-Oltenia (DJ, GJ, MH, OT, VL)	50,0%	29,0%	21,0%
West (AR, CS, HD, TM)	41,4%	29,3%	29,3%
Residence			
Cities over 200,000 inhabitants	43,6%	33,3%	23,1%
Cities with 100,000-200,000 inhabitants	22,2%	46,9%	30,9%
Cities with 30,000-100,000 inhabitants	33,3%	42,1%	24,6%
Towns with less than 30,000 inhabitants	36,6%	24,8%	38,6%
Rural commune or village	38,9%	22,3%	38,9%
Sex			
Males	42,3%	25,9%	31,8%
Females	33,7%	28,2%	38,2%
Age Group			
18-29 years	26,1%	39,9%	34,0%
30-39 years	41,9%	18,3%	39,8%
40-49 years	43,3%	29,8%	27,0%
50-59 years	27,4%	28,6%	44,0%
60-69 years	47,3%	16,1%	36,6%
Over 70 years	35,3%	27,4%	37,3%
Education			
Elementary and middle school, vocational school	32,3%	32,8%	34,8%
High school and post-secondary school	40,0%	22,3%	37,6%
Higher education (bachelor, master, doctorate)	41,7%	25,8%	32,5%
Occupation			
State employee	40,2%	20,5%	39,4%
Private employee	26,1%	39,1%	34,8%
Farmer, agricultor	8,0%	84,0%	8,0%
Business owner, entrepreneur	50,0%	39,3%	10,7%
Retired	45,5%	18,0%	36,5%
Housekeeper, unemployed, without occupation	40,4%	25,0%	34,6%
High school student, university student	15,9%	45,2%	38,9%
Comparison to the October 2021 poll			
October 2021	29,9%	34,5%	35,6%
March 2022	36,6%	27,2%	36,2%

How much would it bother you?

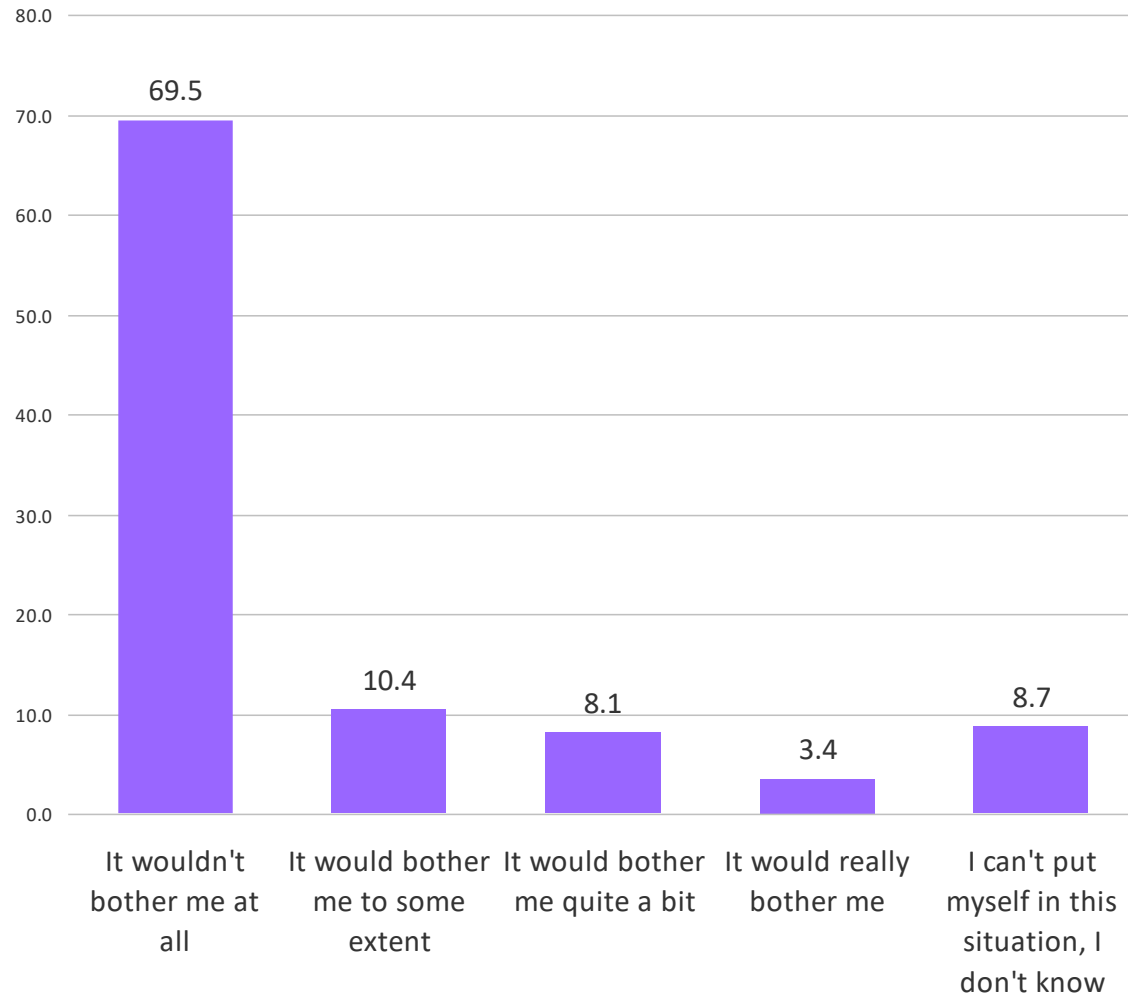
■ It wouldn't bother me at all
 ■ It would really bother me

■ It would bother me to some extent
 ■ I can't put myself in this situation (I don't know)

■ It would bother me quite a bit

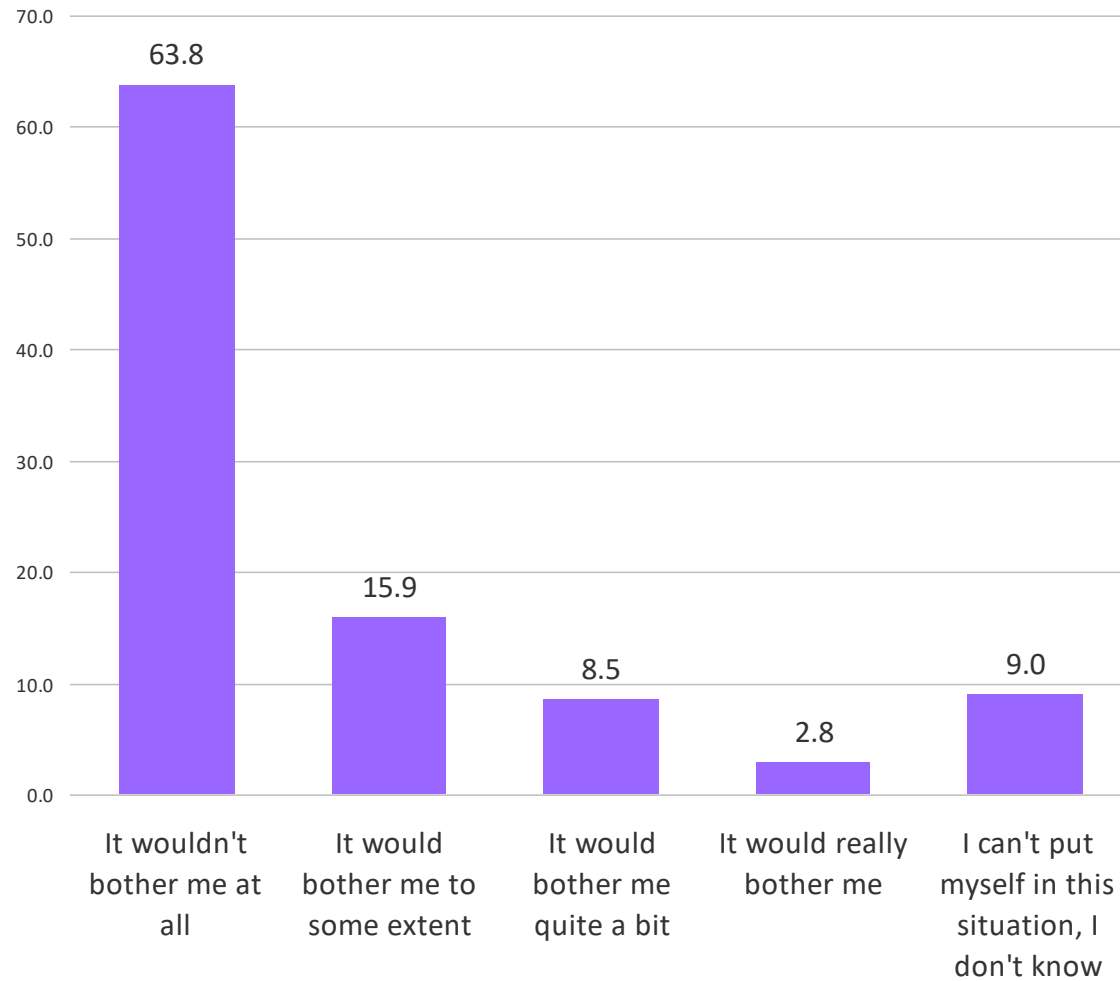


How much would it bother you to have a refugee center in your city?



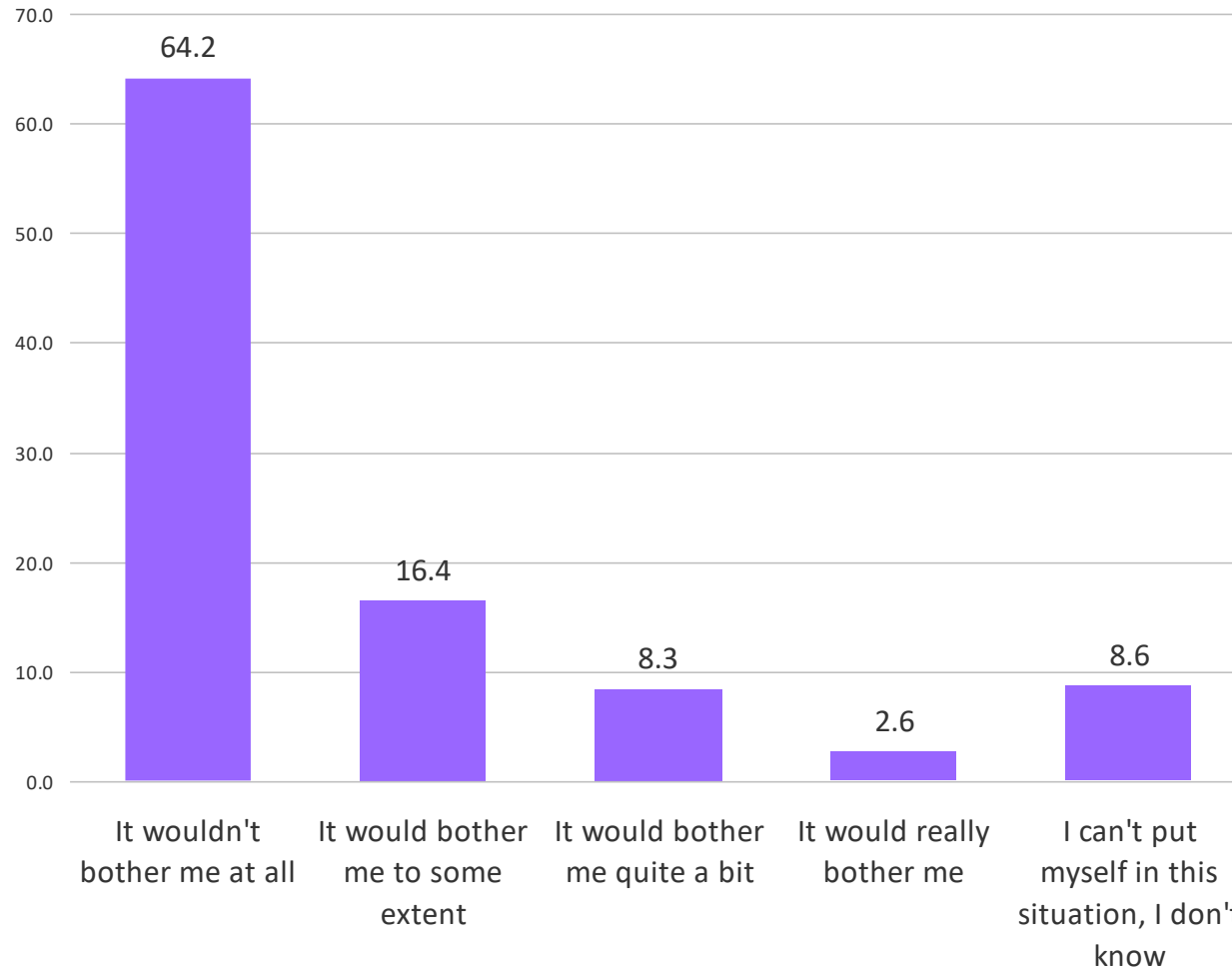
	It wouldn't bother me at all	It would bother me to some extent	It would bother me quite a bit	It would really bother me	I don't know.
Region					
Bucharest-Ilfov	78,1%	18,8%			3,1%
Center (AB, BV, CV, HR, MS, SB)	52,9%	18,4%	1,1%	10,3%	17,2%
Northeast (BC, BT, IS, NT, SV, VS)	68,9%	14,3%	1,7%	,8%	14,3%
Northwest (BH, BN, CJ, MM, SJ, SM)	80,9%	10,6%		2,1%	6,4%
Sourtheast (BR, BZ, CT, GL, TL, VN)	77,0%	6,0%	9,0%	1,0%	7,0%
South-Muntenia (AG, CL, DB, GR, IL, PH, TR)	72,9%	8,5%	5,8%	5,0%	7,9%
Southwest-Oltenia (DJ, GJ, MH, OT, VL)	53,5%	6,1%	38,4%		2,0%
West (AR, CS, HD, TM)	81,0%	1,7%		10,3%	6,9%
Residence					
Cities over 200,000 inhabitants	83,3%	11,5%	1,3%	1,3%	2,60%
Cities with 100,000-200,000 inhabitants	71,2%	18,8%	3,8%		6,20%
Cities with 30,000-100,000 inhabitants	80,7%	7,0%	7,0%	3,5%	1,80%
Towns with less than 30,000 inhabitants	84,3%	3,6%	1,6%	2,4%	8,10%
Rural commune or village	59,3%	11,7%	12,5%	5,5%	11,0%
Sex					
Males	77,2%	8,7%	9,6%	,6%	3,9%
Females	66,0%	10,5%	6,4%	5,7%	11,4%
Age Group					
18-29 years	79,3%	15,4%	1,6%	1,6%	2,1%
30-39 years	66,3%	18,5%	1,1%	1,1%	13,0%
40-49 years	57,4%	19,9%	4,3%		18,4%
50-59 years	76,2%	4,8%	6,0%		13,1%
60-69 years	76,9%	3,2%	11,8%	4,8%	3,2%
Over 70 years	65,6%	2,9%	14,1%	9,1%	8,3%
Education					
Elementary and middle school, vocational school	72,5%	10,7%	4,0%	4,2%	8,7%
High school and post-secondary school	67,6%	9,4%	11,4%	2,9%	8,7%
Higher education (bachelor, master, doctorate)	71,7%	8,3%	6,7%	5,8%	7,5%
Occupation					
State employee	59,8%	15,9%	6,8%		17,4%
Private employee	88,0%	8,7%	1,1%	1,1%	1,1%
Farmer, agricultor	96,0%	4,0%			
Business owner, entrepreneur	96,4%	3,6%			
Retired	68,0%	2,9%	12,5%	9,0%	7,6%
Housekeeper, unemployed, without occupation	54,7%	24,5%	11,3%	3,8%	5,7%
High school student, university student	82,5%	13,5%	2,4%		1,6%
Comparison to the October 2021 poll					
October 2021	45,3%	25,3%	6,5%	13,4%	9,5%
March 2022	69,5%	10,4%	8,1%	3,4%	8,7%

How much would it bother you to have a refugee center on your street?



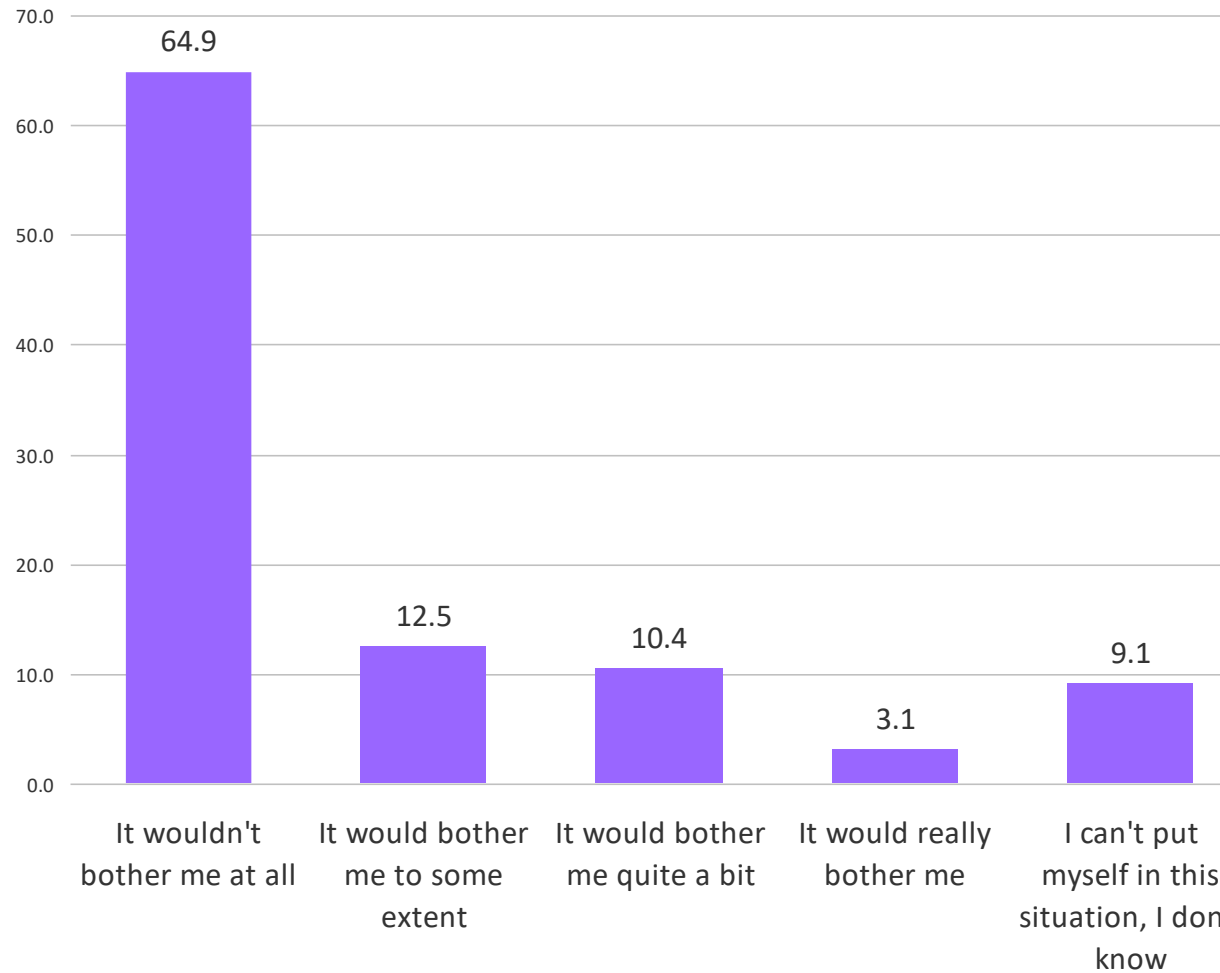
	It wouldn't bother me at all	It would bother me to some extent	It would bother me quite a bit	It would really bother me	I don't know.
Region					
Bucharest-Ilfov	71,0%	25,8%			3,2%
Center (AB, BV, CV, HR, MS, SB)	48,9%	22,7%	10,2%		18,2%
Northeast (BC, BT, IS, NT, SV, VS)	52,9%	24,4%	2,5%	5,0%	15,1%
Northwest (BH, BN, CJ, MM, SJ, SM)	88,4%	3,2%	2,1%		6,3%
Southeast (BR, BZ, CT, GL, TL, VN)	73,0%	9,0%	10,0%	1,0%	7,0%
South-Muntenia (AG, CL, DB, GR, IL, PH, TR)	64,1%	19,2%	3,5%	5,0%	8,2%
Southwest-Oltenia (DJ, GJ, MH, OT, VL)	53,0%	6,0%	39,0%		2,0%
West (AR, CS, HD, TM)	77,6%	5,2%		10,3%	6,9%
Residence					
Cities over 200,000 inhabitants	76,9%	15,4%	2,6%	1,3%	3,8%
Cities with 100,000-200,000 inhabitants	74,1%	17,3%	2,5%		6,2%
Cities with 30,000-100,000 inhabitants	77,6%	6,9%	12,1%	1,7%	1,7%
Towns with less than 30,000 inhabitants	82,9%	5,7%	1,2%	2,4%	7,7%
Rural commune or village	49,7%	21,1%	12,7%	4,9%	11,6%
Sex					
Males	67,5%	19,2%	7,1%	2,0%	4,2%
Females	62,9%	13,0%	8,5%	4,0%	11,7%
Age Group					
18-29 years	79,4%	14,3%	2,6%	,5%	3,2%
30-39 years	64,5%	15,1%	1,1%	6,5%	12,9%
40-49 years	56,4%	18,6%	5,0%		20,0%
50-59 years	70,6%	8,2%	5,9%	1,2%	14,1%
60-69 years	61,0%	24,6%	11,2%		3,2%
Over 70 years	58,5%	9,5%	14,5%	9,1%	8,3%
Education					
Elementary and middle school, vocational school	63,7%	20,9%	1,2%	5,5%	8,7%
High school and post-secondary school	65,4%	10,4%	14,5%	,2%	9,4%
Higher education (bachelor, master, doctorate)	64,7%	13,4%	7,6%	5,9%	8,4%
Occupation					
State employee	54,0%	20,4%	7,2%	,4%	18,1%
Private employee	82,6%	14,1%	1,1%	1,1%	1,1%
Farmer, agricultor	96,0%		4,0%		
Business owner, entrepreneur	82,8%	6,9%	3,4%	3,4%	3,4%
Retired	58,3%	15,1%	12,5%	6,4%	7,8%
Housekeeper, unemployed, without occupation	53,8%	15,4%	15,4%	9,6%	5,8%
High school student, university student	84,9%	11,1%	1,6%		2,4%
Comparison to the October 2021 poll					
October 2021	41,4%	25,1%	10,4%	12,6%	10,5%
March 2022	63,8%	15,9%	8,5%	2,8%	9,0%

How much would it bother you to have as neighbors a refugee family in the same apartment building with you and / or neighbors next door to you?



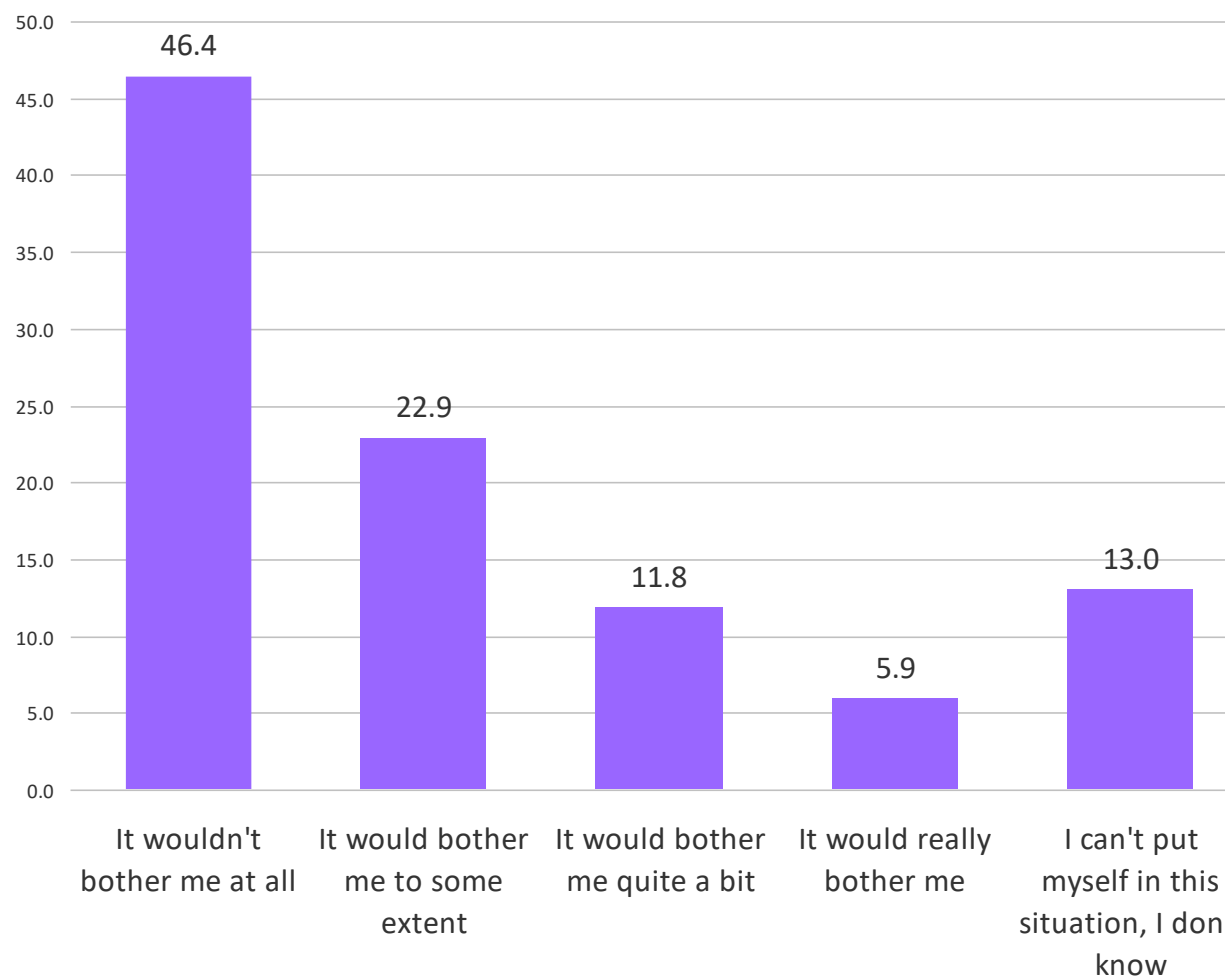
	It wouldn't bother me at all	It would bother me to some extent	It would bother me quite a bit	It would really bother me	I don't know.
Region					
Bucharest-Ilfov	67,7%	25,8%	3,2%		3,2%
Center (AB, BV, CV, HR, MS, SB)	55,1%	25,8%			19,1%
Northeast (BC, BT, IS, NT, SV, VS)	56,7%	30,8%	,8%	,8%	10,8%
Northwest (BH, BN, CJ, MM, SJ, SM)	80,9%	10,6%		2,1%	6,4%
Southeast (BR, BZ, CT, GL, TL, VN)	74,0%	7,0%	11,0%	2,0%	6,0%
South-Muntenia (AG, CL, DB, GR, IL, PH, TR)	64,4%	15,7%	6,1%	5,2%	8,5%
Southwest-Oltenia (DJ, GJ, MH, OT, VL)	53,5%	5,0%	38,6%		3,0%
West (AR, CS, HD, TM)	84,2%		8,8%		7,0%
Residence					
Cities over 200,000 inhabitants	79,5%	11,5%	2,6%	2,6%	3,8%
Cities with 100,000-200,000 inhabitants	70,4%	19,8%	3,7%		6,2%
Cities with 30,000-100,000 inhabitants	80,7%	3,5%	8,8%	5,3%	1,8%
Towns with less than 30,000 inhabitants	76,1%	13,4%	3,2%		7,3%
Rural commune or village	54,4%	17,8%	12,9%	3,6%	11,2%
Sex					
Males	72,9%	11,9%	9,9%	,6%	4,8%
Females	60,8%	17,6%	7,4%	3,5%	10,7%
Age Group					
18-29 years	77,8%	16,4%	0,5%	2,1%	3,2%
30-39 years	63,0%	22,8%	1,1%		13,0%
40-49 years	56,7%	20,6%	6,4%		16,3%
50-59 years	77,4%	3,6%	4,8%		14,3%
60-69 years	65,2%	18,7%	12,8%		3,2%
Over 70 years	57,3%	10,4%	16,6%	7,5%	8,3%
Education					
Elementary and middle school, vocational school	61,5%	22,1%	4,0%	4,2%	8,2%
High school and post-secondary school	67,5%	11,2%	11,4%	1,2%	8,7%
Higher education (bachelor, master, doctorate)	70,6%	7,6%	12,6%	,8%	8,4%
Occupation					
State employee	52,8%	22,6%	6,8%		17,7%
Private employee	85,9%	8,7%	3,3%	1,1%	1,1%
Farmer, agricultor	92,0%	8,0%			
Business owner, entrepreneur	96,3%	3,7%			
Retired	59,4%	12,8%	14,8%	5,2%	7,8%
Housekeeper, unemployed, without occupation	66,0%	15,1%	9,4%	3,8%	5,7%
High school student, university student	80,3%	16,5%	,8%	,8%	1,6%
Comparison to the October 2021 poll					
October 2021	46,9%	20,3%	10,1%	12,3%	10,5%
March 2022	64,2%	16,4%	8,3%	2,6%	8,6%

How much would it bother you to have a refugee coworker in your work team ?



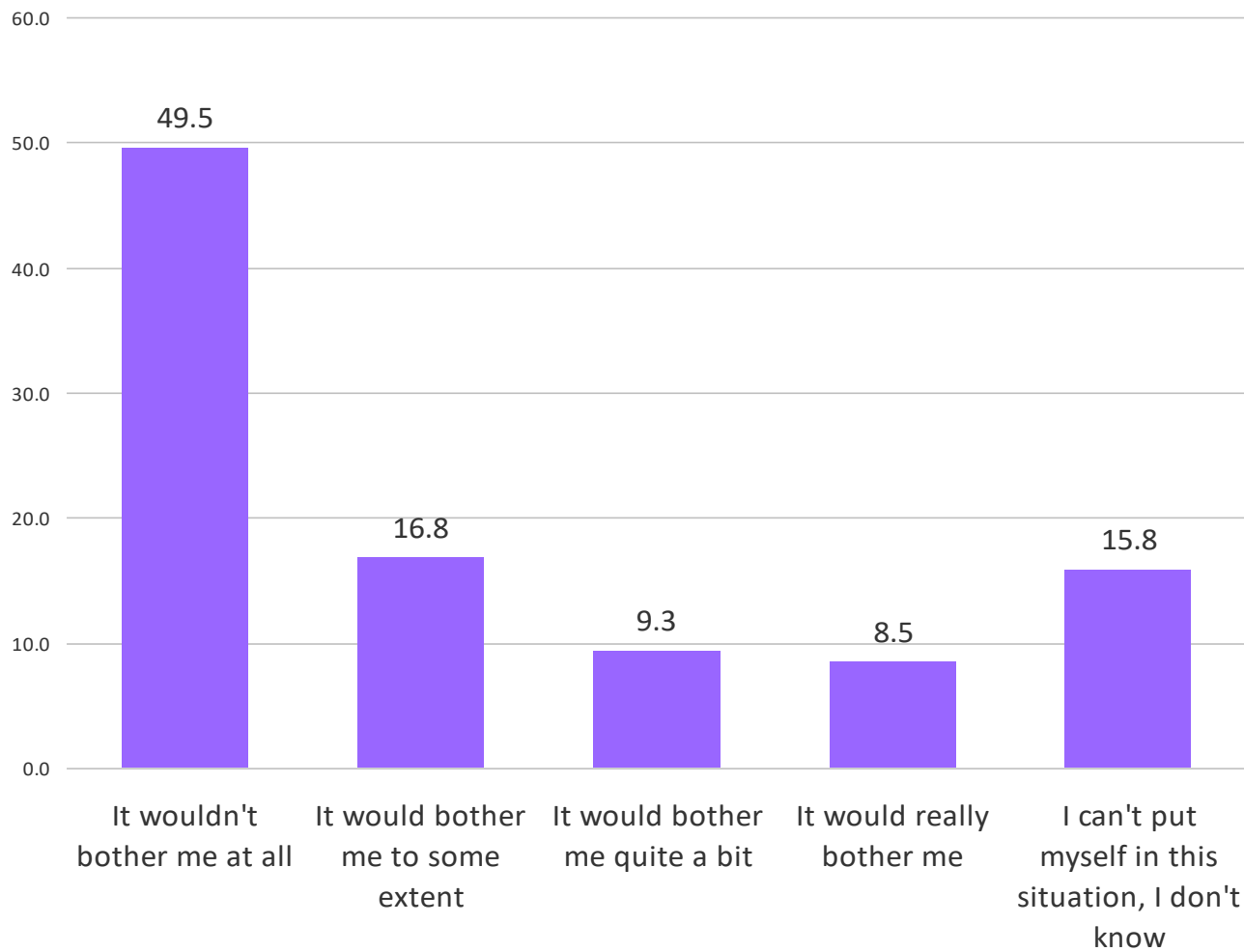
	It wouldn't bother me at all	It would bother me to some extent	It would bother me quite a bit	It would really bother me	I don't know.
Region					
Bucharest-Ilfov	75,0%	18,8%	3,1%		3,1%
Center (AB, BV, CV, HR, MS, SB)	61,4%	23,9%	2,3%	8,0%	4,5%
Northeast (BC, BT, IS, NT, SV, VS)	62,2%	21,8%	,8%	,8%	14,3%
Northwest (BH, BN, CJ, MM, SJ, SM)	79,8%	4,3%	9,6%		6,4%
Southeast (BR, BZ, CT, GL, TL, VN)	59,0%	8,0%	8,0%	2,0%	23,0%
South-Muntenia (AG, CL, DB, GR, IL, PH, TR)	65,0%	11,7%	10,5%	5,2%	7,6%
Southwest-Oltenia (DJ, GJ, MH, OT, VL)	58,6%	5,1%	34,3%		2,0%
West (AR, CS, HD, TM)	91,2%		8,8%		
Residence					
Cities over 200,000 inhabitants		7,7%	2,6%	1,3%	5,1%
Cities with 100,000-200,000 inhabitants	75,3%	9,9%	13,6%		1,2%
Cities with 30,000-100,000 inhabitants	82,5%	3,5%	10,5%	1,8%	1,8%
Towns with less than 30,000 inhabitants	71,1%	4,1%	10,6%		14,2%
Rural commune or village	57,6%	17,8%	10,8%	5,3%	8,5%
Sex					
Males	71,1%	16,0%	7,3%	2,0%	3,7%
Females	63,3%	9,1%	12,2%	3,6%	11,7%
Age Group					
18-29 years	79,4%	10,6%	6,3%	1,1%	2,6%
30-39 years	68,8%	15,1%	2,2%	4,3%	9,7%
40-49 years	62,4%	14,9%	7,1%	3,5%	12,1%
50-59 years	75,0%	3,6%	4,8%	1,2%	15,5%
60-69 years	61,5%	24,1%	11,8%		2,7%
Over 70 years	57,9%	2,9%	19,4%	7,0%	12,8%
Education					
Elementary and middle school, vocational school	59,5%	14,4%	11,4%	4,2%	10,4%
High school and post-secondary school	68,6%	11,1%	9,7%	2,4%	8,2%
Higher education (bachelor, master, doctorate)	81,7%	5,0%	8,3%	,8%	4,2%
Occupation					
State employee	58,3%	17,3%	7,5%	3,00%	13,9%
Private employee	87,1%	8,6%	1,1%	2,2%	1,1%
Farmer, agricultor	92,0%	8,0%			
Business owner, entrepreneur	96,3%				3,70%
Retired	56,1%	11,6%	16,8%	4,9%	10,7%
Housekeeper, unemployed, without occupation	71,7%	9,4%	13,2%		5,7%
High school student, university student	82,7%	7,1%	7,9%	,8%	1,6%

How much would it bother you that your supervisor is a refugee?



	It wouldn't bother me at all	It would bother me to some extent	It would bother me quite a bit	It would really bother me	I don't know.
Region					
Bucharest-Ilfov	64,5%	12,9%	16,1%	3,2%	3,2%
Center (AB, BV, CV, HR, MS, SB)	39,3%	30,3%		4,5%	25,8%
Northeast (BC, BT, IS, NT, SV, VS)	41,2%	32,8%	5,9%	2,5%	17,6%
Northwest (BH, BN, CJ, MM, SJ, SM)	44,2%	40,0%		2,1%	13,7%
Southeast (BR, BZ, CT, GL, TL, VN)	47,0%	13,0%	15,0%	1,0%	24,0%
South-Muntenia (AG, CL, DB, GR, IL, PH, TR)	48,4%	22,2%	9,3%	12,0%	8,2%
Southwest-Oltenia (DJ, GJ, MH, OT, VL)	49,0%	4,0%	43,0%		4,0%
West (AR, CS, HD, TM)	57,9%	28,1%	8,8%	3,5%	1,8%
Residence					
Cities over 200,000 inhabitants	69,6%	16,5%	5,1%	3,8%	5,1%
Cities with 100,000-200,000 inhabitants	61,7%	25,9%	6,2%	2,5%	3,7%
Cities with 30,000-100,000 inhabitants	72,4%	8,6%	10,3%	5,2%	3,4%
Towns with less than 30,000 inhabitants	48,4%	18,3%	7,3%	8,9%	17,1%
Rural commune or village	36,9%	28,2%	15,9%	5,3%	13,6%
Sex					
Males	53,4%	28,0%	10,5%	2,8%	5,4%
Females	43,4%	20,4%	12,3%	7,6%	16,4%
Age Group					
18-29 years	62,2%	21,3%	8,5%	2,1%	5,9%
30-39 years	43,5%	23,9%	9,8%	1,1%	21,7%
40-49 years	43,3%	19,9%	9,2%	7,1%	20,6%
50-59 years	61,9%	11,9%	6,0%	1,2%	19,0%
60-69 years	44,1%	34,4%	17,2%	,5%	3,8%
Over 70 years	36,0%	21,9%	14,0%	15,3%	12,8%
Education					
Elementary and middle school, vocational school	42,5%	24,6%	9,2%	10,0%	13,7%
High school and post-secondary school	48,5%	22,1%	14,6%	2,4%	12,4%
Higher education (bachelor, master, doctorate)	57,5%	22,5%	9,2%	3,3%	7,5%
Occupation					
State employee	40,2%	21,2%	10,6%	4,2%	23,9%
Private employee	76,1%	18,5%	3,3%	1,1%	1,1%
Farmer, agricultor	88,0%	4,0%	8,0%		
Business owner, entrepreneur	58,6%	6,9%	3,4%	6,9%	24,1%
Retired	33,7%	29,4%	15,4%	10,8%	10,8%
Housekeeper, unemployed, without occupation	50,9%	22,6%	17,0%	3,8%	5,7%
High school student, university student	63,8%	22,8%	9,4%	1,6%	2,4%

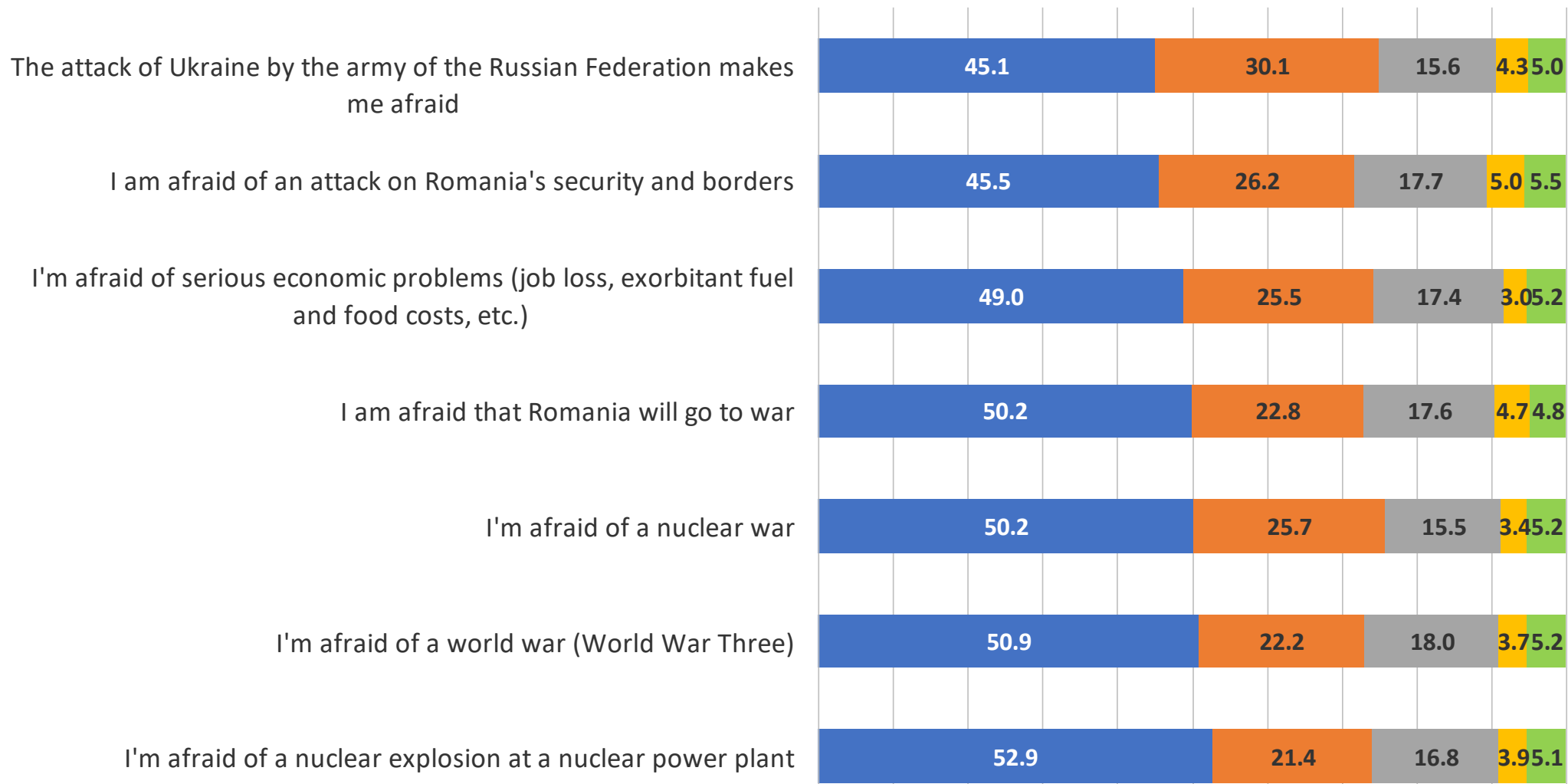
How much would it bother you that one of your 1st degree relatives (brother, sister, daughter or son) would marry a refugee person?



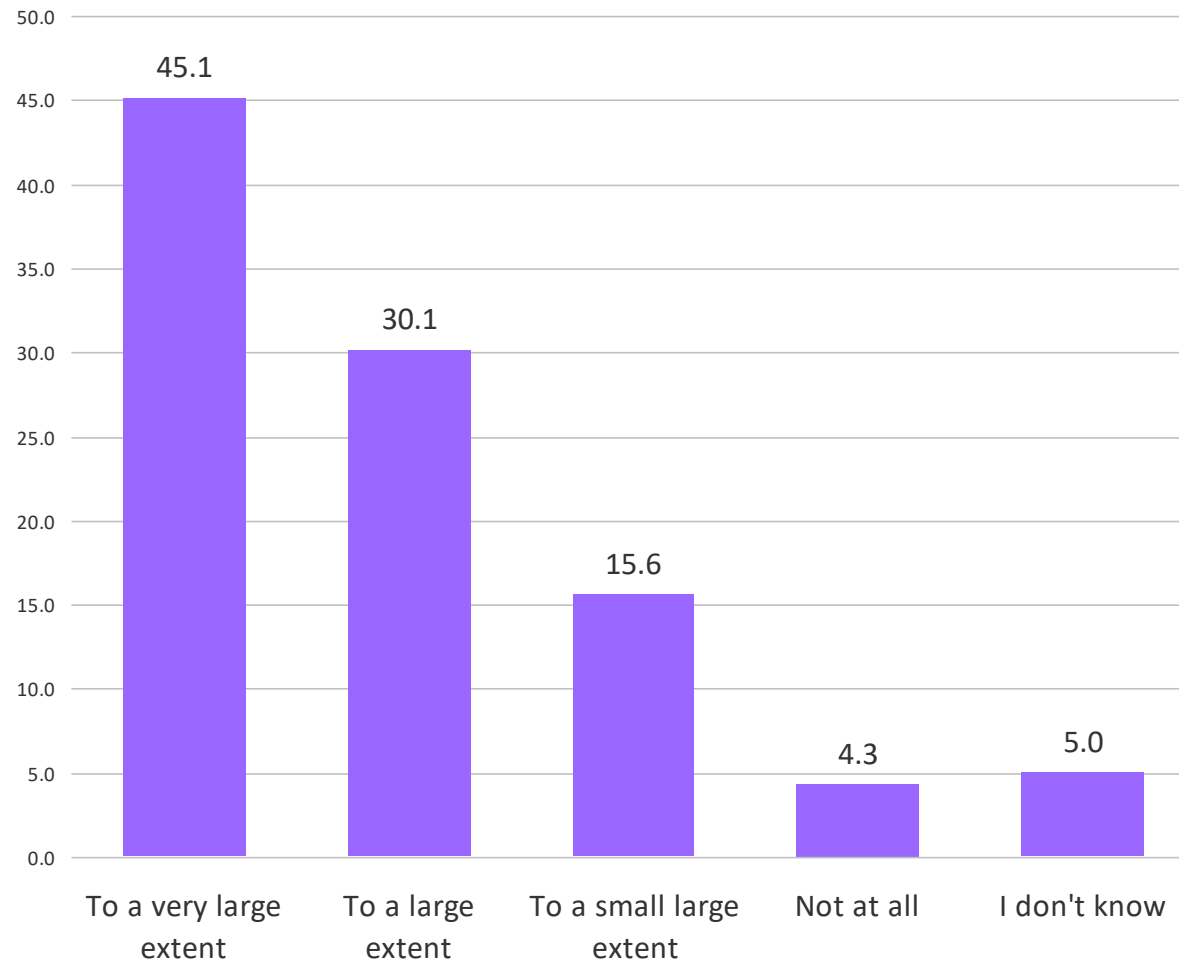
	It wouldn't bother me at all	It would bother me to some extent	It would bother me quite a bit	It would really bother me	I don't know.
Region					
Bucharest-Ilfov	71,0%	12,9%	9,7%	3,2%	3,2%
Center (AB, BV, CV, HR, MS, SB)	50,0%	18,2%			31,8%
Northeast (BC, BT, IS, NT, SV, VS)	50,4%	25,2%	,8%	,8%	22,7%
Northwest (BH, BN, CJ, MM, SJ, SM)	77,9%	6,3%	9,5%		6,3%
Southeast (BR, BZ, CT, GL, TL, VN)	56,0%	10,0%	9,0%	3,0%	22,0%
South-Muntenia (AG, CL, DB, GR, IL, PH, TR)	39,2%	21,3%	6,1%	20,2%	13,2%
Southwest-Oltenia (DJ, GJ, MH, OT, VL)	44,0%	9,0%	39,0%		8,0%
West (AR, CS, HD, TM)	60,3%	10,3%		8,6%	20,7%
Residence					
Cities over 200,000 inhabitants	71,4%	14,3%	7,8%	2,6%	3,9%
Cities with 100,000-200,000 inhabitants	66,7%	13,6%	12,3%		7,4%
Cities with 30,000-100,000 inhabitants	79,3%	6,9%	8,6%	1,7%	3,4%
Towns with less than 30,000 inhabitants	44,9%	15,0%	,8%	19,8%	19,4%
Rural commune or village	42,9%	19,1%	12,3%	6,2%	19,5%
Sex					
Males	67,3%	16,9%	6,8%	2,0%	7,0%
Females	39,5%	16,2%	10,0%	12,6%	21,7%
Age Group					
18-29 years	72,5%	16,9%	6,9%	1,1%	2,6%
30-39 years	47,8%	14,1%	5,4%		32,6%
40-49 years	53,2%	9,2%	8,5%	3,5%	25,5%
50-59 years	59,5%	10,7%	8,3%	1,2%	20,2%
60-69 years	59,9%	18,7%	12,8%	5,3%	3,2%
Over 70 years	20,7%	21,2%	8,7%	25,7%	23,7%
Education					
Elementary and middle school, vocational school	37,7%	20,2%	7,5%	16,7%	18,0%
High school and post-secondary school	57,9%	15,0%	11,4%	1,5%	14,3%
Higher education (bachelor, master, doctorate)	65,5%	8,4%	3,4%	5,9%	16,8%
Occupation					
State employee	43,4%	14,7%	9,4%	3,0%	29,4%
Private employee	81,7%	12,9%	2,2%	1,1%	2,2%
Farmer, agricultor	24,0%	68,0%	8,0%		
Business owner, entrepreneur	82,8%	10,3%	3,4%		3,4%
Retired	35,1%	16,8%	9,3%	20,3%	18,6%
Housekeeper, unemployed, without occupation	67,3%	9,6%	17,3%		5,8%
High school student, university student	72,8%	15,2%	8,8%	,8%	2,4%
Comparison to the October 2021 poll					
October 2021	45,0%	17,0%	10,0%	11,0%	10,0%

To what extent do you agree with the following statements?

■ To a very large extent
 ■ To a large extent
 ■ To a small extent
 ■ Deloc
 ■ I don't know

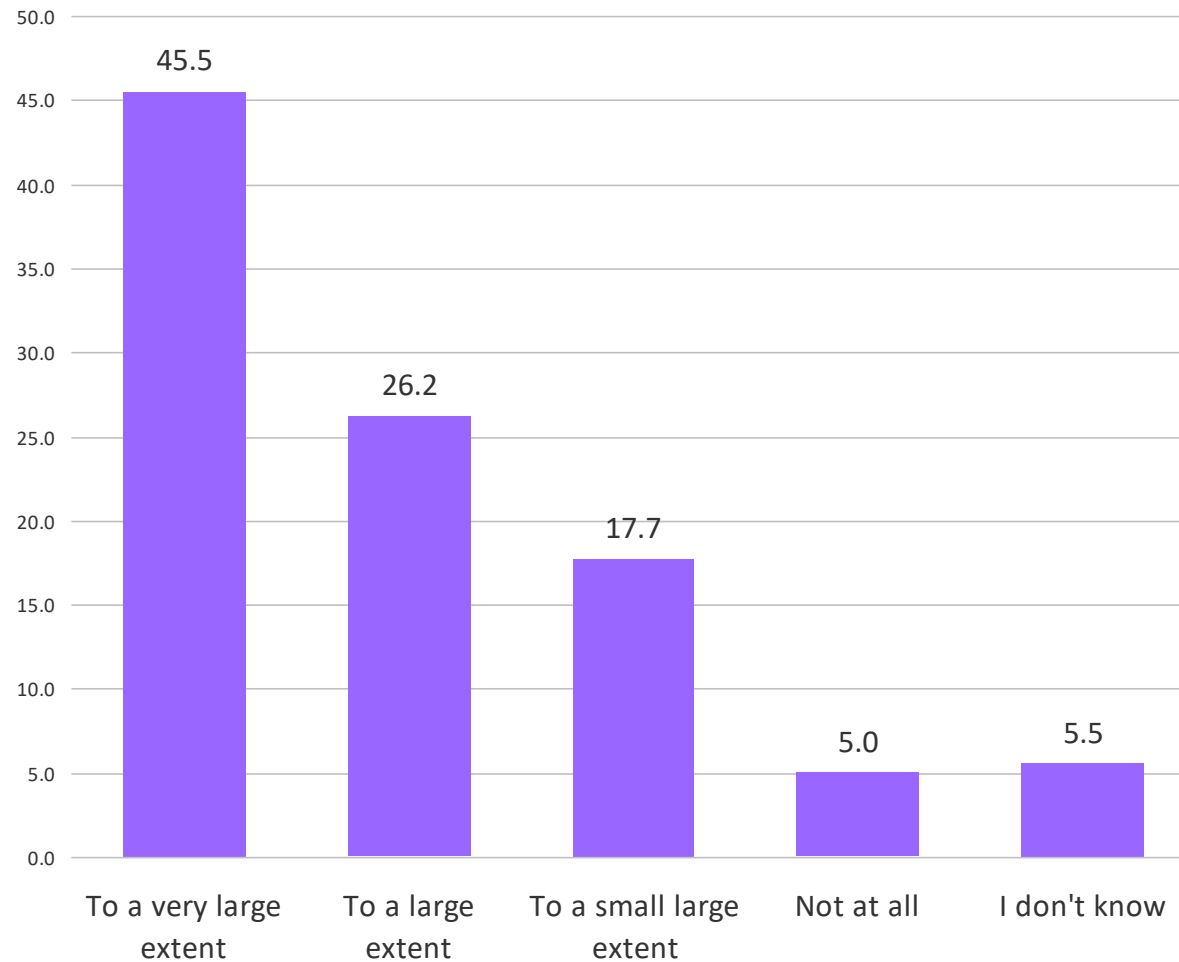


To what extent do you agree with the following statement: the attack of Ukraine by the army of the Russian Federation makes me afraid?



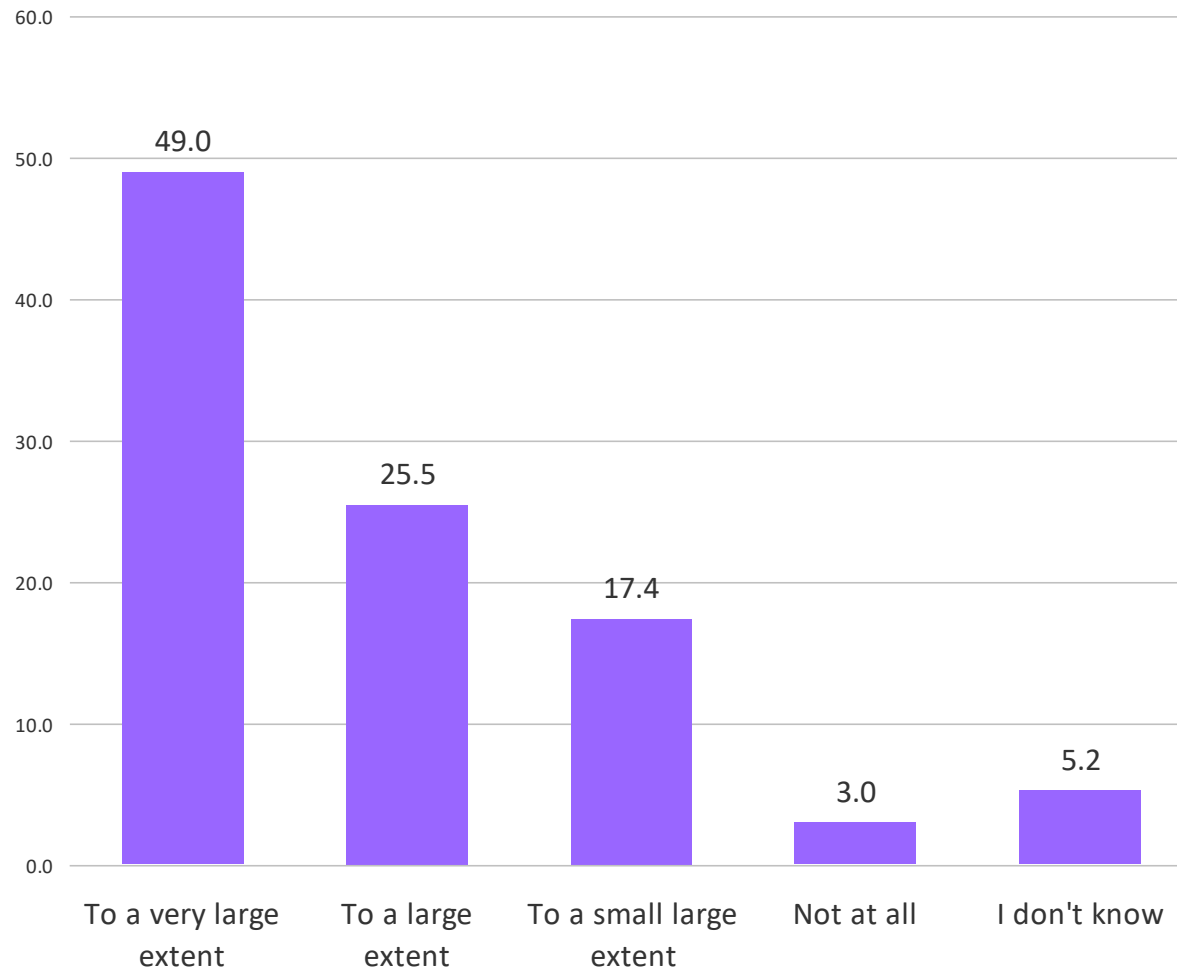
Region	To a very large extent	To a large extent	To a small extent	Not at all	I don't know
Bucharest-Ilfov	40,6%	28,1%	21,9%	6,3%	3,1%
Center (AB, BV, CV, HR, MS, SB)	55,7%	22,7%	5,7%	13,6%	2,3%
Northeast (BC, BT, IS, NT, SV, VS)	36,1%	41,2%	6,7%	10,9%	5,0%
Northwest (BH, BN, CJ, MM, SJ, SM)	57,4%	18,1%	17,0%	1,1%	6,4%
Southeast (BR, BZ, CT, GL, TL, VN)	60,0%	20,0%	14,0%	2,0%	4,0%
South-Muntenia (AG, CL, DB, GR, IL, PH, TR)	42,2%	34,9%	14,2%	2,0%	6,7%
Southwest-Oltenia (DJ, GJ, MH, OT, VL)	31,3%	30,3%	36,4%	1,0%	1,0%
West (AR, CS, HD, TM)	31,0%	29,3%	27,6%	12,1%	
Residence					
Cities over 200,000 inhabitants	41,8%	27,8%	15,2%	12,7%	2,5%
Cities with 100,000-200,000 inhabitants	39,0%	35,4%	22,0%	2,4%	1,2%
Cities with 30,000-100,000 inhabitants	47,4%	29,8%	17,5%	3,5%	1,8%
Towns with less than 30,000 inhabitants	50,6%	35,6%	6,5%	3,6%	3,6%
Rural commune or village	41,7%	26,5%	20,6%	4,7%	6,6%
Sex					
Males	33,8%	34,1%	22,8%	6,5%	2,8%
Females	50,5%	27,4%	12,4%	3,8%	5,9%
Age Group					
18-29 years	39,4%	31,4%	18,1%	8,0%	3,2%
30-39 years	54,3%	18,5%	12,0%	8,7%	6,5%
40-49 years	49,6%	31,2%	14,2%	1,4%	3,5%
50-59 years	50,6%	18,8%	15,3%	3,5%	11,8%
60-69 years	41,2%	33,7%	19,3%	5,9%	
Over 70 years	41,5%	33,6%	15,8%	2,1%	7,1%
Education					
Elementary and middle school, vocational school	49,8%	30,6%	12,4%	2,2%	5,0%
High school and post-secondary school	39,7%	27,5%	20,9%	6,8%	5,1%
Higher education (bachelor, master, doctorate)	41,7%	36,7%	13,3%	6,7%	1,7%
Occupation					
State employee	44,3%	31,4%	14,4%	2,7%	7,2%
Private employee	59,8%	25,0%	14,1%	1,1%	
Farmer, agricultor	80,0%	16,0%		4,0%	
Business owner, entrepreneur	28,6%	28,6%	32,1%	10,7%	
Retired	40,8%	33,2%	16,8%	4,3%	4,9%
Housekeeper, unemployed, without occupation	34,0%	22,6%	24,5%	15,1%	3,8%

To what extent do you agree with the following statement: I am afraid of an attack on Romania's security and borders?



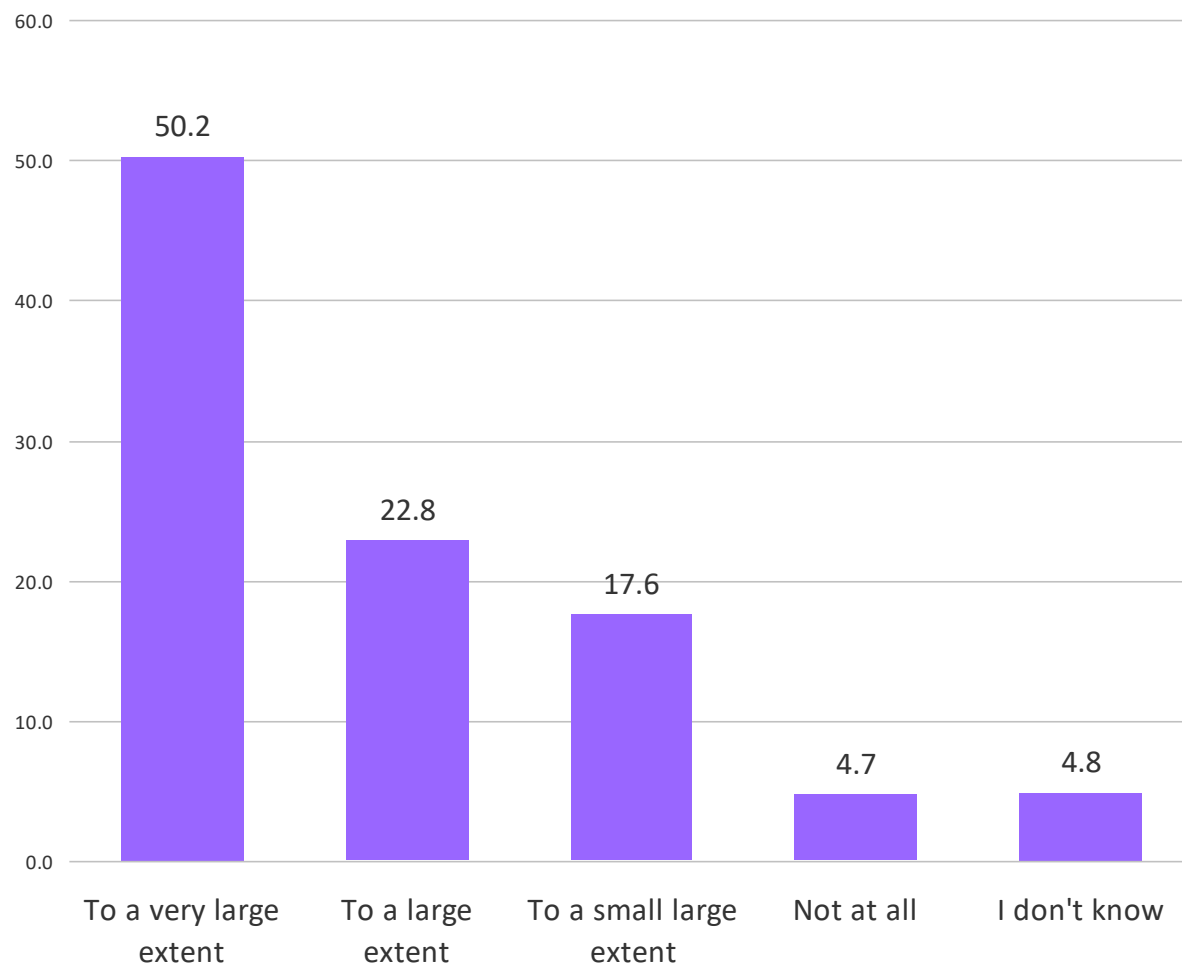
Region	To a very large extent	To a large extent	To a small extent	Not at all	I don't know
Bucharest-Ilfov	35,5%	22,6%	35,5%	6,5%	
Center (AB, BV, CV, HR, MS, SB)	53,9%	21,3%	11,2%	13,5%	
Northeast (BC, BT, IS, NT, SV, VS)	35,6%	36,4%	11,0%	10,2%	6,8%
Northwest (BH, BN, CJ, MM, SJ, SM)	50,0%	20,2%	14,9%	2,1%	12,8%
Sourtheast (BR, BZ, CT, GL, TL, VN)	59,0%	15,0%	18,0%	4,0%	4,0%
South-Muntenia (AG, CL, DB, GR, IL, PH, TR)	47,7%	29,1%	14,0%	2,6%	6,7%
Southwest-Oltenia (DJ, GJ, MH, OT, VL)	27,3%	27,3%	41,4%	2,0%	2,0%
West (AR, CS, HD, TM)	31,6%	14,0%	43,9%	10,5%	
Residence					
Cities over 200,000 inhabitants	40,5%	19,0%	24,1%	13,9%	2,5%
Cities with 100,000-200,000 inhabitants	26,3%	41,3%	28,8%	3,8%	
Cities with 30,000-100,000 inhabitants	43,1%	24,1%	25,9%	5,2%	1,7%
Towns with less than 30,000 inhabitants	53,7%	27,6%	11,4%	4,1%	3,3%
Rural commune or village	43,9%	22,9%	20,4%	4,9%	7,9%
Sex					
Males	37,5%	23,9%	26,5%	7,0%	5,1%
Females	49,1%	26,2%	15,0%	4,3%	5,3%
Age Group					
18-29 years	33,5%	28,7%	22,9%	10,1%	4,8%
30-39 years	51,1%	16,3%	13,0%	12,0%	7,6%
40-49 years	50,0%	26,8%	17,6%	2,1%	3,5%
50-59 years	47,0%	20,5%	18,1%	1,2%	13,3%
60-69 years	51,9%	24,6%	17,6%	5,9%	
Over 70 years	41,3%	27,7%	21,5%	2,5%	7,0%
Education					
Elementary and middle school, vocational school	54,1%	26,8%	11,7%	2,5%	5,0%
High school and post-secondary school	36,8%	24,5%	24,7%	7,7%	6,3%
Higher education (bachelor, master, doctorate)	39,5%	24,4%	26,9%	6,7%	2,5%
Occupation					
State employee	43,6%	28,6%	17,3%	2,3%	8,3%
Private employee	59,8%	20,7%	15,2%	4,3%	
Farmer, agricultor	80,0%	8,0%	8,0%	4,0%	
Business owner, entrepreneur	24,1%	34,5%	31,0%	10,3%	
Retired	46,4%	25,2%	19,1%	4,3%	4,9%
Housekeeper, unemployed, without occupation	30,2%	18,9%	30,2%	17,0%	3,8%

To what extent do you agree with the following statement: I'm afraid of serious economic problems (job loss, exorbitant fuel and food costs, etc.) ?



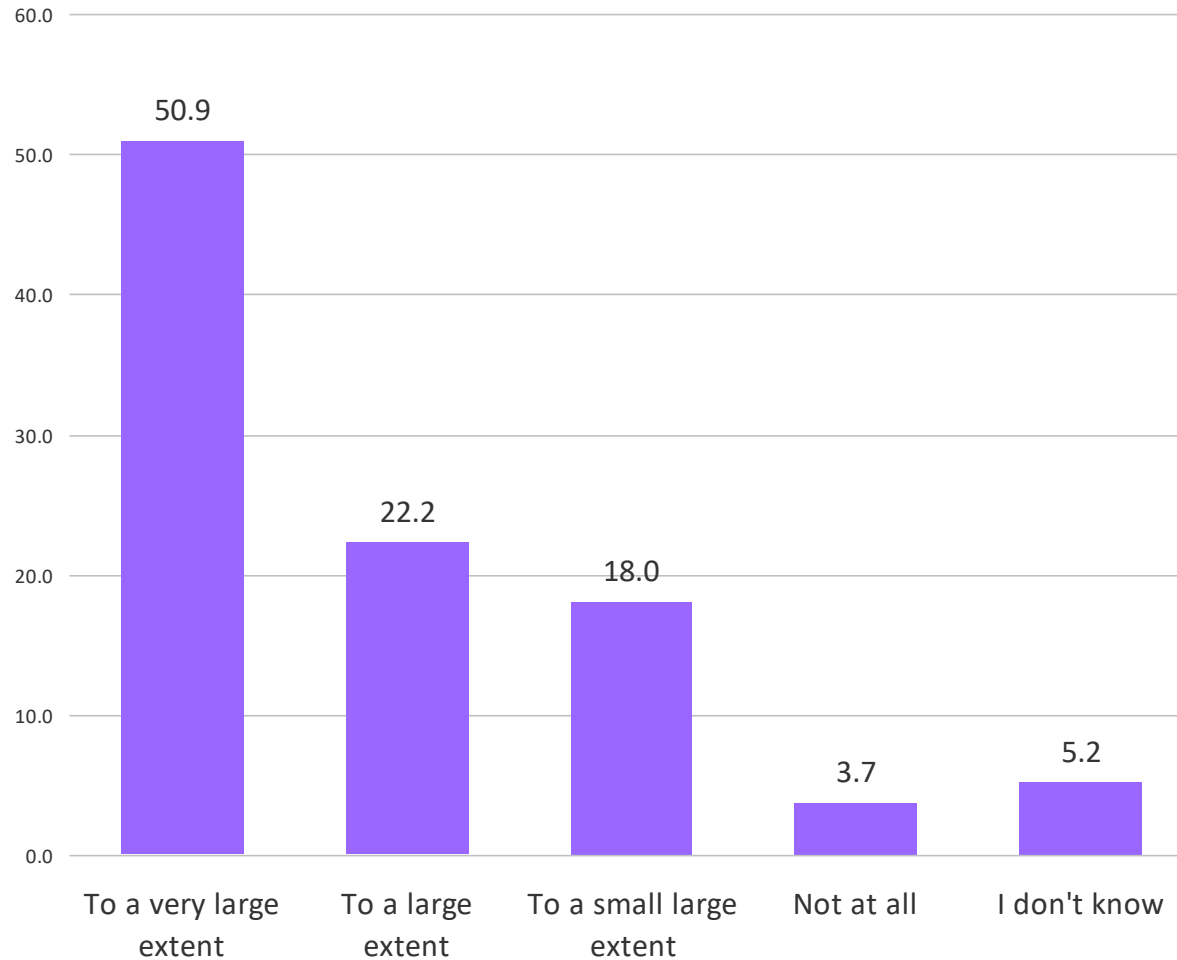
Region	To a very large extent	To a large extent	To a small extent	Not at all	I don't know
Bucharest-Ilfov	46,7%	30,0%	20,0%	3,3%	
Center (AB, BV, CV, HR, MS, SB)	49,4%	24,7%	12,4%	12,4%	1,1%
Northeast (BC, BT, IS, NT, SV, VS)	47,1%	25,2%	18,5%	2,5%	6,7%
Northwest (BH, BN, CJ, MM, SJ, SM)	59,6%	11,7%	22,3%		6,4%
Sourtheast (BR, BZ, CT, GL, TL, VN)	64,6%	16,2%	15,2%	1,0%	3,0%
South-Muntenia (AG, CL, DB, GR, IL, PH, TR)	45,2%	34,1%	11,1%	2,9%	6,7%
Southwest-Oltenia (DJ, GJ, MH, OT, VL)	39,4%	18,2%	39,4%	1,0%	2,0%
West (AR, CS, HD, TM)	56,9%	12,1%	31,0%		
Residence					
Cities over 200,000 inhabitants	53,8%	23,1%	15,4%	3,8%	3,8%
Cities with 100,000-200,000 inhabitants	48,8%	24,4%	25,6%		1,2%
Cities with 30,000-100,000 inhabitants	52,6%	19,3%	19,3%	8,8%	
Towns with less than 30,000 inhabitants	56,9%	31,3%	8,1%	,4%	3,3%
Rural commune or village	44,8%	22,1%	22,7%	3,4%	7,0%
Sex					
Males	44,9%	24,3%	24,3%	2,8%	3,7%
Females	52,2%	24,8%	14,5%	2,8%	5,7%
Age Group					
18-29 years	45,2%	25,5%	22,9%	4,8%	1,6%
30-39 years	64,8%	19,8%	6,6%		8,8%
40-49 years	51,4%	26,8%	16,2%	1,4%	4,2%
50-59 years	45,9%	25,9%	11,8%	3,5%	12,9%
60-69 years	52,4%	20,3%	20,3%	6,4%	,5%
Over 70 years	45,2%	27,0%	20,7%		7,1%
Education					
Elementary and middle school, vocational school	49,3%	29,6%	14,7%	1,5%	5,0%
High school and post-secondary school	48,5%	18,9%	22,6%	4,6%	5,3%
Higher education (bachelor, master, doctorate)	53,3%	27,5%	15,0%	1,7%	2,5%
Occupation					
State employee	46,8%	23,8%	18,1%	2,6%	8,7%
Private employee	65,2%	20,7%	12,0%	1,1%	1,1%
Farmer, agricultor	76,0%	20,0%		4,0%	
Business owner, entrepreneur	35,7%	7,1%	53,6%	3,6%	
Retired	46,5%	30,5%	15,4%	2,6%	4,9%
Housekeeper, unemployed, without occupation	51,9%	15,4%	25,0%	5,8%	1,9%

To what extent do you agree with the following statement: I am afraid that Romania will go to war?



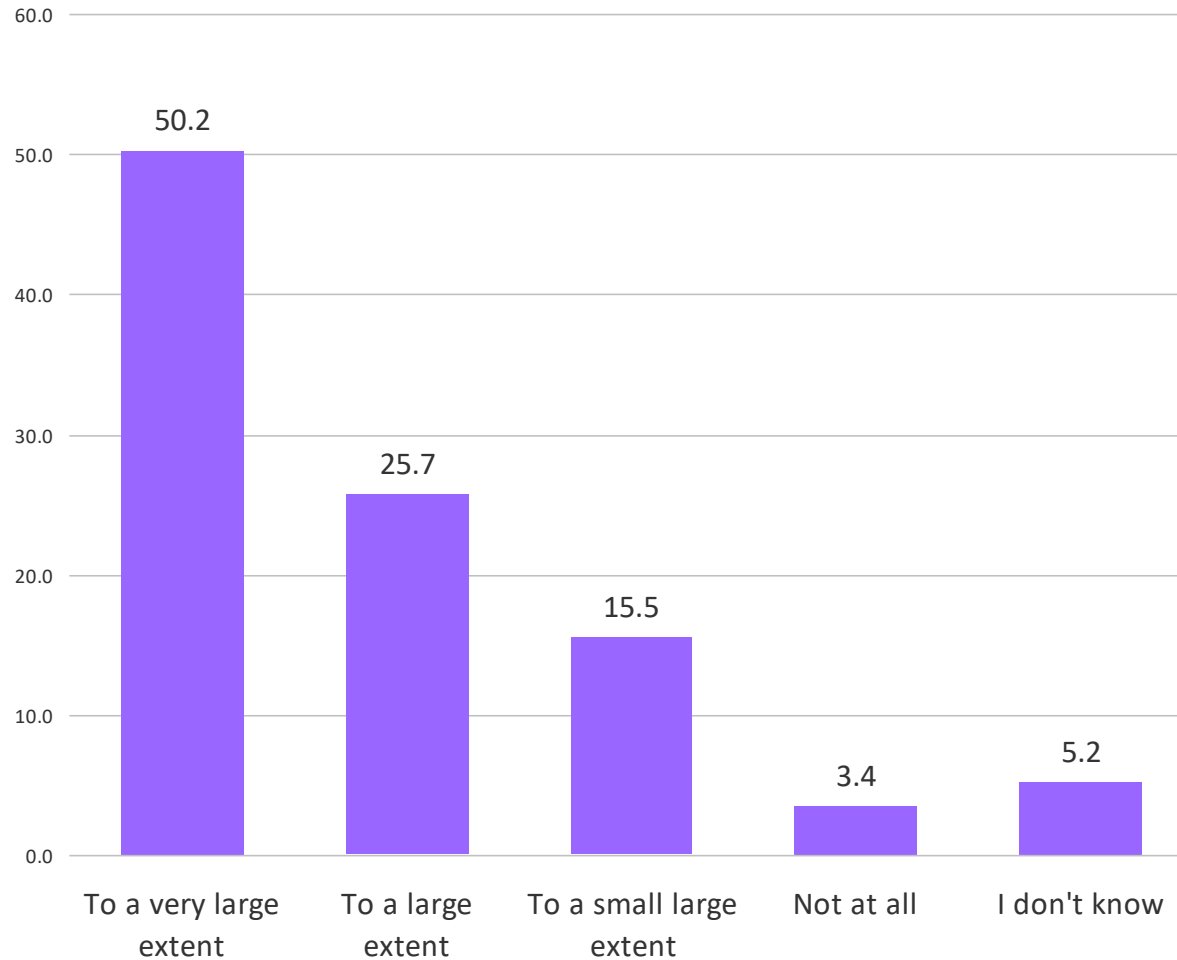
Region	To a very large extent	To a large extent	To a small extent	Not at all	I don't know
Bucharest-Ilfov	37,5%	21,9%	28,1%	9,4%	3,1%
Center (AB, BV, CV, HR, MS, SB)	58,4%	27,0%	12,4%	2,2%	
Northeast (BC, BT, IS, NT, SV, VS)	49,6%	30,3%	10,1%	3,4%	6,7%
Northwest (BH, BN, CJ, MM, SJ, SM)	50,0%	4,3%	21,3%	18,1%	6,4%
Sourtheast (BR, BZ, CT, GL, TL, VN)	51,0%	25,0%	16,0%	5,0%	3,0%
South-Muntenia (AG, CL, DB, GR, IL, PH, TR)	51,6%	26,2%	13,4%	2,3%	6,4%
Southwest-Oltenia (DJ, GJ, MH, OT, VL)	42,0%	14,0%	41,0%	2,0%	1,0%
West (AR, CS, HD, TM)	25,9%	34,5%	27,6%	12,1%	
Residence					
Cities over 200,000 inhabitants	44,9%	16,7%	21,8%	14,1%	2,6%
Cities with 100,000-200,000 inhabitants	35,4%	31,7%	20,7%	12,2%	
Cities with 30,000-100,000 inhabitants	54,4%	15,8%	19,3%	8,8%	1,8%
Towns with less than 30,000 inhabitants	53,7%	27,2%	13,4%	2,4%	3,3%
Rural commune or village	48,4%	22,3%	19,5%	3,4%	6,4%
Sex					
Males	37,1%	26,4%	26,4%	7,0%	3,1%
Females	55,7%	21,7%	13,1%	4,1%	5,3%
Age Group					
18-29 years	39,7%	20,1%	21,7%	16,9%	1,6%
30-39 years	63,0%	13,0%	14,1%	3,3%	6,5%
40-49 years	56,0%	21,3%	17,7%	2,1%	2,8%
50-59 years	46,4%	22,6%	15,5%	2,4%	13,1%
60-69 years	56,1%	24,1%	18,2%	1,6%	
Over 70 years	41,3%	31,0%	18,6%	2,1%	7,0%
Education					
Elementary and middle school, vocational school	54,5%	24,1%	13,4%	3,0%	5,0%
High school and post-secondary school	45,4%	21,1%	21,6%	7,0%	4,9%
Higher education (bachelor, master, doctorate)	40,8%	29,2%	22,5%	5,8%	1,7%
Occupation					
State employee	52,7%	22,3%	15,9%	1,5%	7,6%
Private employee	64,1%	17,4%	13,0%	5,4%	
Farmer, agricultor	80,0%	8,0%	8,0%	4,0%	
Business owner, entrepreneur	25,9%	11,1%	55,6%	7,4%	
Retired	44,3%	31,0%	18,0%	1,7%	4,9%
Housekeeper, unemployed, without occupation	44,2%	21,2%	25,0%	7,7%	1,9%

To what extent do you agree with the following statement: I'm afraid of a world war (World War Three)?



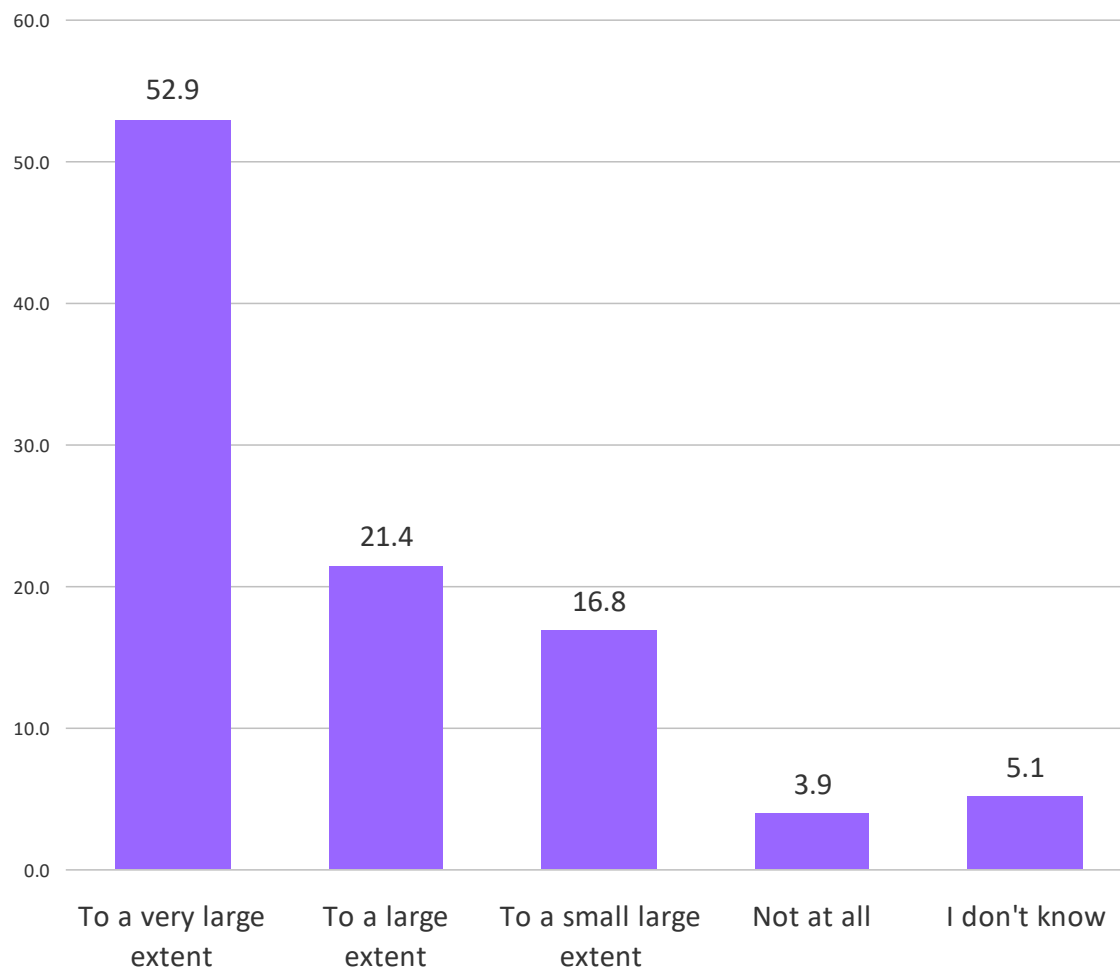
Region	To a very large extent	To a large extent	To a small extent	Not at all	I don't know
Bucharest-Ilfov	39,4%	21,2%	24,2%	12,1%	3,0%
Center (AB, BV, CV, HR, MS, SB)	61,8%	25,8%	6,7%	2,2%	3,4%
Northeast (BC, BT, IS, NT, SV, VS)	45,8%	19,2%	19,2%	9,2%	6,7%
Northwest (BH, BN, CJ, MM, SJ, SM)	53,2%	18,1%	17,0%	5,3%	6,4%
Southeast (BR, BZ, CT, GL, TL, VN)	50,5%	27,3%	16,2%	2,0%	4,0%
South-Muntenia (AG, CL, DB, GR, IL, PH, TR)	52,5%	24,8%	14,3%	2,0%	6,4%
Southwest-Oltenia (DJ, GJ, MH, OT, VL)	43,4%	13,1%	40,4%	2,0%	1,0%
West (AR, CS, HD, TM)	23,7%	37,3%	35,6%	3,4%	
Residence					
Cities over 200,000 inhabitants	45,6%	19,0%	22,8%	10,1%	2,5%
Cities with 100,000-200,000 inhabitants	37,0%	44,4%	16,0%	1,2%	1,2%
Cities with 30,000-100,000 inhabitants	56,1%	12,3%	22,8%	7,0%	1,8%
Towns with less than 30,000 inhabitants	57,7%	25,2%	13,8%	,8%	2,4%
Rural commune or village	46,5%	20,4%	21,7%	4,0%	7,4%
Sex					
Males	36,2%	24,0%	29,7%	7,3%	2,8%
Females	57,2%	22,6%	12,6%	1,4%	6,2%
Age Group					
18-29 years	43,9%	23,8%	18,5%	11,6%	2,1%
30-39 years	59,1%	11,8%	9,7%	9,7%	9,7%
40-49 years	55,3%	22,7%	17,0%	1,4%	3,5%
50-59 years	48,2%	22,9%	16,9%	1,2%	10,8%
60-69 years	55,3%	18,6%	25,0%	,5%	,5%
Over 70 years	41,1%	31,1%	20,7%		7,1%
Education					
Elementary and middle school, vocational school	54,0%	21,1%	17,4%	2,2%	5,2%
High school and post-secondary school	47,7%	22,3%	18,6%	5,8%	5,6%
Higher education (bachelor, master, doctorate)	37,5%	32,5%	26,7%	1,7%	1,7%
Occupation					
State employee	54,0%	16,2%	19,2%	1,9%	8,7%
Private employee	63,0%	18,5%	16,3%	2,2%	
Farmer, agricultor	80,0%	8,0%	8,0%	4,0%	
Business owner, entrepreneur	21,4%	10,7%	64,3%	3,6%	
Retired	44,2%	32,3%	18,6%		4,9%
Housekeeper, unemployed, without occupation	36,5%	15,4%	30,8%	15,4%	1,9%

To what extent do you agree with the following statement: I'm afraid of a nuclear war?



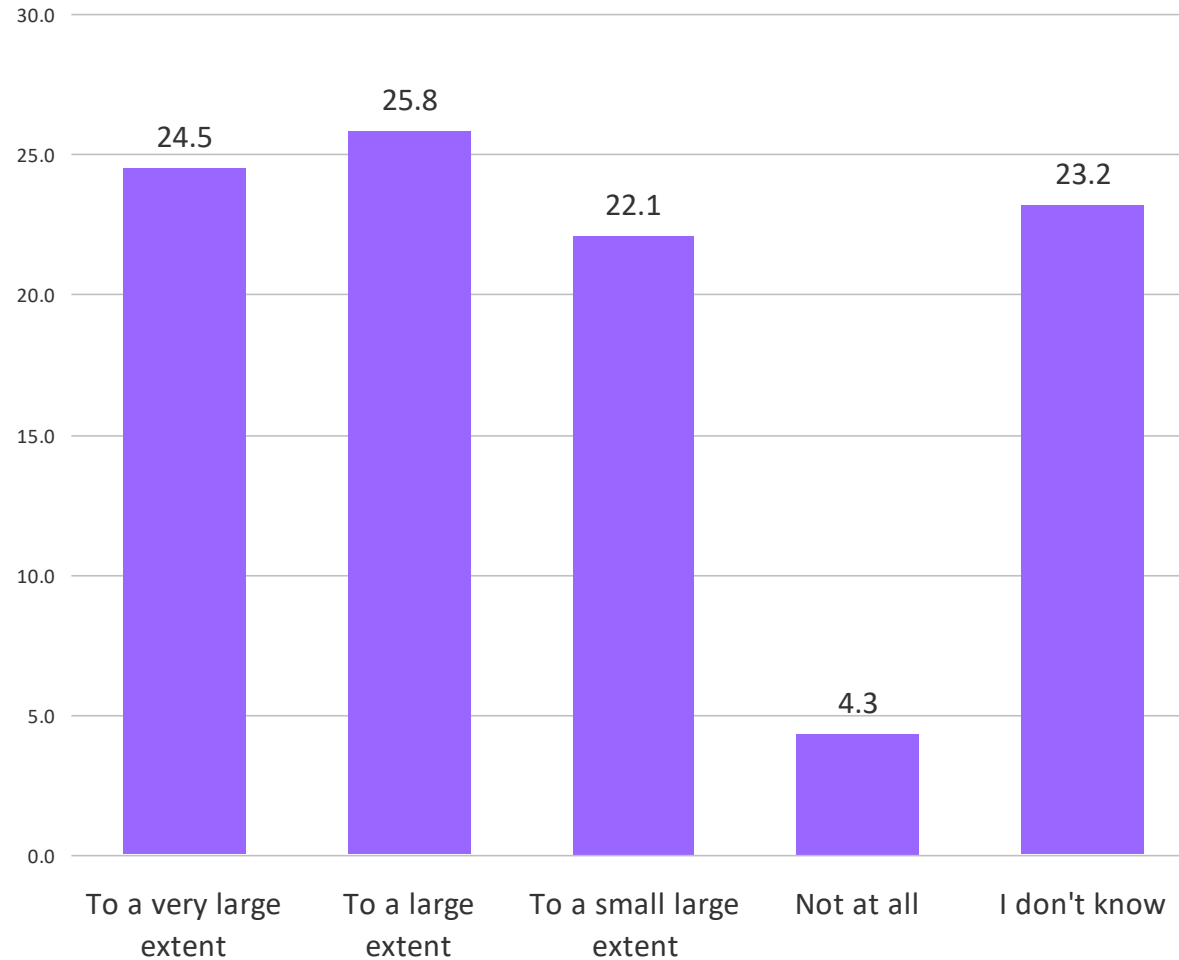
Region	To a very large extent	To a large extent	To a small extent	Not at all	I don't know
Bucharest-Ilfov	46,9%	21,9%	18,8%	9,4%	3,1%
Center (AB, BV, CV, HR, MS, SB)	63,6%	23,9%	8,0%	1,1%	3,4%
Northeast (BC, BT, IS, NT, SV, VS)	51,3%	16,0%	16,8%	9,2%	6,7%
Northwest (BH, BN, CJ, MM, SJ, SM)	67,4%	18,9%	7,4%		6,3%
Sourtheast (BR, BZ, CT, GL, TL, VN)	50,0%	18,0%	27,0%	2,0%	3,0%
South-Muntenia (AG, CL, DB, GR, IL, PH, TR)	43,6%	37,5%	10,5%	2,0%	6,4%
Southwest-Oltenia (DJ, GJ, MH, OT, VL)	44,4%	14,1%	34,3%	6,1%	1,0%
West (AR, CS, HD, TM)	42,1%	17,5%	28,1%	12,3%	
Residence					
Cities over 200,000 inhabitants	48,1%	24,1%	16,5%	8,9%	2,5%
Cities with 100,000-200,000 inhabitants	54,3%	27,2%	16,0%	1,2%	1,2%
Cities with 30,000-100,000 inhabitants	55,2%	13,8%	17,2%	12,1%	1,7%
Towns with less than 30,000 inhabitants	49,0%	33,6%	10,9%	3,6%	2,8%
Rural commune or village	48,7%	22,0%	18,9%	3,0%	7,4%
Sex					
Males	38,0%	31,5%	20,8%	6,8%	2,8%
Females	56,7%	21,4%	13,4%	2,2%	6,2%
Age Group					
18-29 years	51,6%	29,3%	8,0%	9,0%	2,1%
30-39 years	64,1%	12,0%	6,5%	7,6%	9,8%
40-49 years	59,6%	17,7%	17,0%	2,1%	3,5%
50-59 years	48,8%	23,8%	14,3%	2,4%	10,7%
60-69 years	51,9%	27,3%	18,7%	1,6%	,5%
Over 70 years	35,8%	30,4%	24,6%	2,1%	7,1%
Education					
Elementary and middle school, vocational school	46,8%	29,6%	15,9%	2,7%	5,0%
High school and post-secondary school	53,6%	21,4%	15,0%	4,4%	5,6%
Higher education (bachelor, master, doctorate)	45,0%	24,2%	21,7%	7,5%	1,7%
Occupation					
State employee	56,6%	15,1%	17,4%	2,3%	8,7%
Private employee	63,8%	18,1%	16,0%	1,1%	1,1%
Farmer, agricultor	83,3%	12,5%		4,2%	
Business owner, entrepreneur	42,9%	14,3%	35,7%	7,1%	
Retired	38,8%	36,5%	18,0%	1,7%	4,9%
Housekeeper, unemployed, without occupation	36,5%	21,2%	25,0%	15,4%	1,9%

To what extent do you agree with the following statement: I'm afraid of a nuclear explosion at a nuclear power plant?



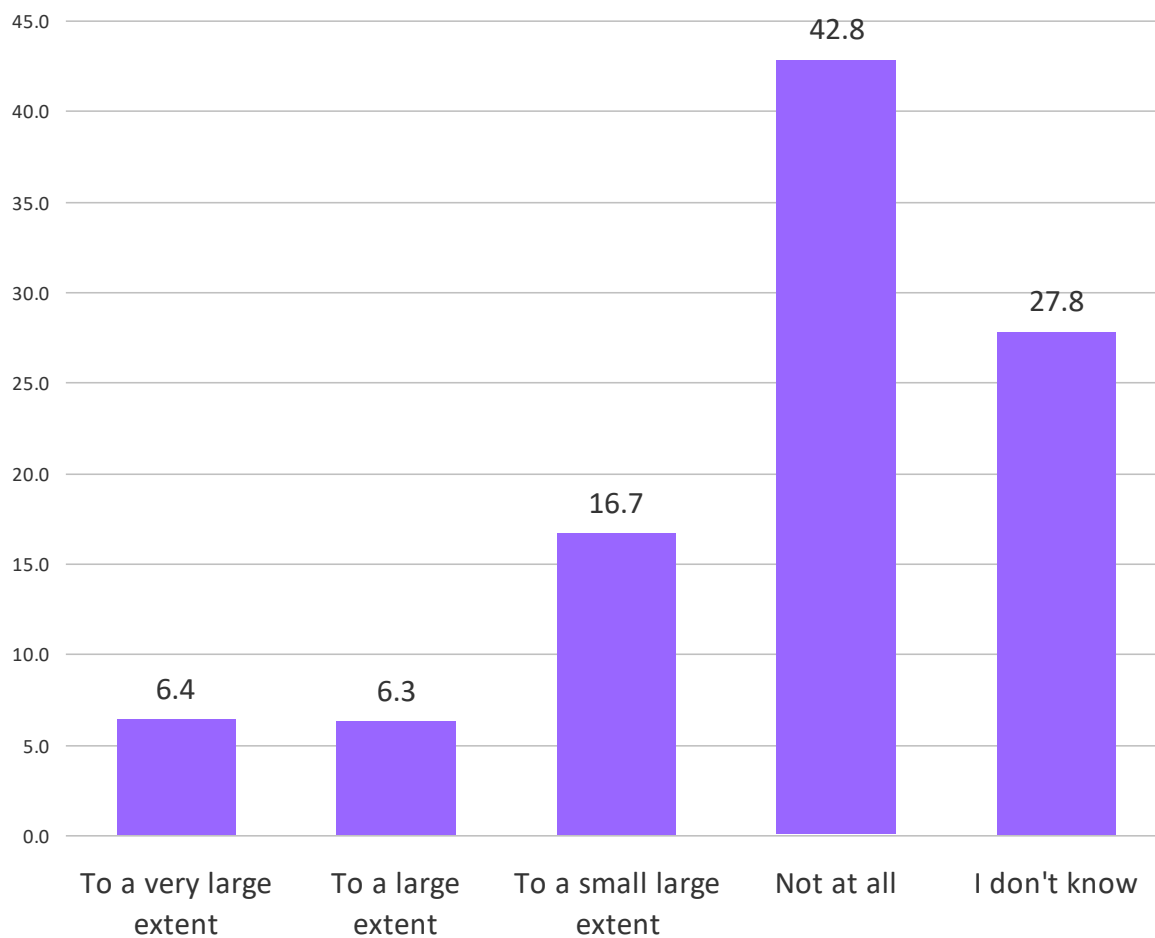
Region	To a very large extent	To a large extent	To a small extent	Not at all	I don't know
Bucharest-Ilfov	46,9%	18,8%	28,1%	6,3%	
Center (AB, BV, CV, HR, MS, SB)	61,8%	24,7%	9,0%	1,1%	3,4%
Northeast (BC, BT, IS, NT, SV, VS)	46,2%	20,2%	17,6%	10,1%	5,9%
Northwest (BH, BN, CJ, MM, SJ, SM)	67,0%	10,6%	14,9%	1,1%	6,4%
Sourtheast (BR, BZ, CT, GL, TL, VN)	51,0%	26,0%	17,0%	2,0%	4,0%
South-Muntenia (AG, CL, DB, GR, IL, PH, TR)	55,3%	23,1%	13,2%	2,0%	6,4%
Southwest-Oltenia (DJ, GJ, MH, OT, VL)	35,4%	21,2%	33,3%	9,1%	1,0%
West (AR, CS, HD, TM)	41,4%	25,9%	27,6%	5,2%	
Residence					
Cities over 200,000 inhabitants	50,0%	19,2%	19,2%	9,0%	2,6%
Cities with 100,000-200,000 inhabitants	45,7%	24,7%	27,2%	1,2%	1,2%
Cities with 30,000-100,000 inhabitants	52,6%	12,3%	19,3%	14,0%	1,8%
Towns with less than 30,000 inhabitants	65,2%	24,3%	6,5%	1,2%	2,8%
Rural commune or village	46,7%	21,4%	20,8%	3,8%	7,2%
Sex					
Males	44,2%	22,0%	22,8%	8,2%	2,8%
Females	57,0%	21,6%	14,2%	1,4%	5,9%
Age Group					
18-29 years	51,6%	21,1%	13,2%	11,6%	2,6%
30-39 years	59,3%	13,2%	9,9%	7,7%	9,9%
40-49 years	58,9%	17,0%	19,1%	2,1%	2,8%
50-59 years	56,0%	17,9%	13,1%	2,4%	10,7%
60-69 years	52,4%	20,3%	25,1%	1,6%	,5%
Over 70 years	43,8%	30,6%	18,6%		7,0%
Education					
Elementary and middle school, vocational school	54,2%	19,9%	18,2%	2,7%	5,0%
High school and post-secondary school	52,4%	21,1%	15,8%	5,1%	5,6%
Higher education (bachelor, master, doctorate)	43,8%	29,8%	20,7%	4,1%	1,7%
Occupation					
State employee	52,3%	19,2%	18,0%	2,3%	8,3%
Private employee	66,7%	12,9%	12,9%	6,5%	1,1%
Farmer, agricultor	80,0%	8,0%	8,0%	4,0%	
Business owner, entrepreneur	51,9%	3,7%	37,0%	7,4%	
Retired	48,5%	29,7%	16,9%		4,9%
Housekeeper, unemployed, without occupation	37,3%	13,7%	31,4%	15,7%	2,0%
High school student, university student	52,4%	21,4%	12,7%	10,3%	3,2%

To what extent does the war in Ukraine remind you of other invasions by the Russian or Soviet army?



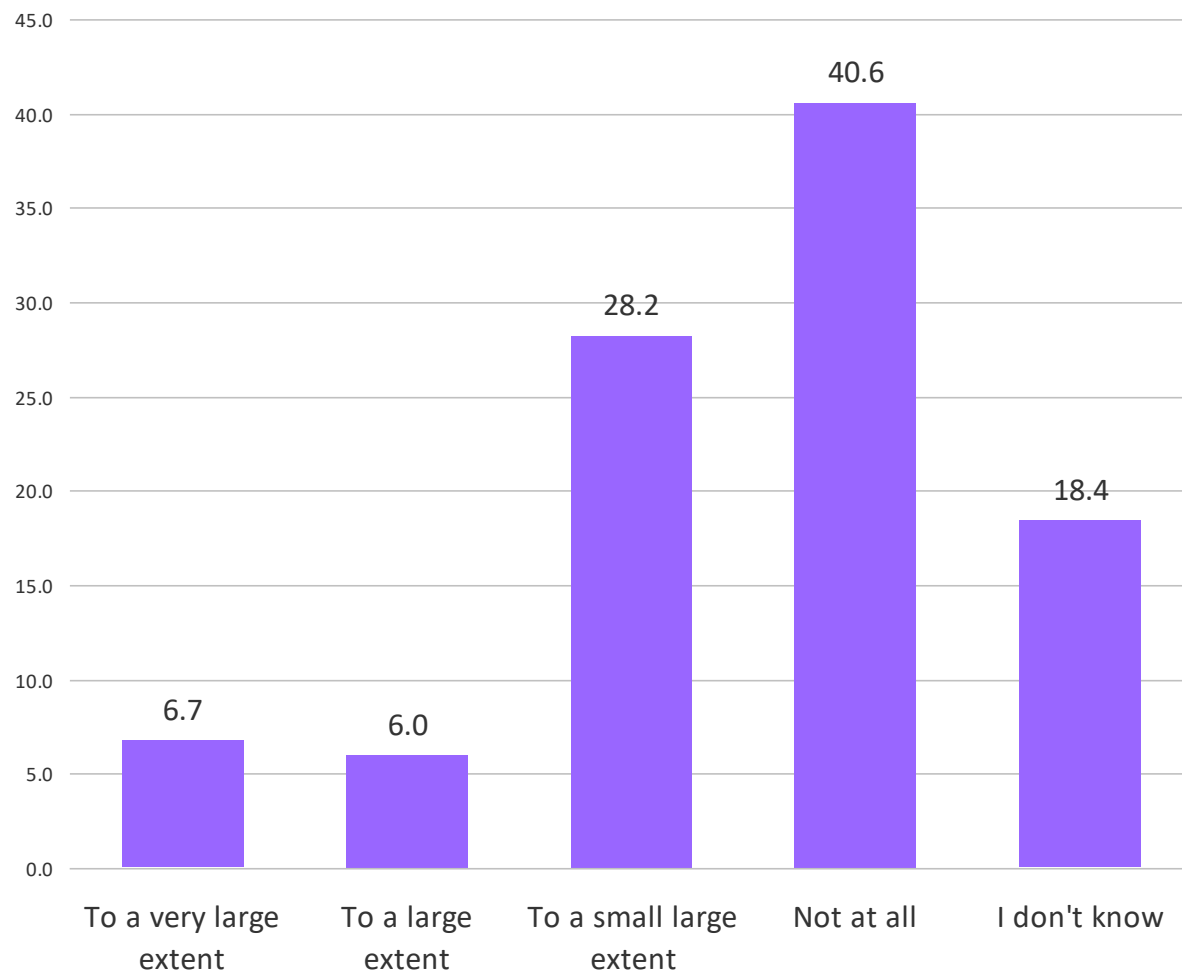
Region	To a very large extent	To a large extent	To a small extent	Not at all	I don't know
Bucharest-Ilfov	27,3%	30,3%	18,2%	9,1%	15,2%
Center (AB, BV, CV, HR, MS, SB)	15,7%	22,5%	25,8%	2,2%	33,7%
Northeast (BC, BT, IS, NT, SV, VS)	13,4%	37,0%	12,6%	16,0%	21,0%
Northwest (BH, BN, CJ, MM, SJ, SM)	14,9%	47,9%	8,5%	2,1%	26,6%
Southeast (BR, BZ, CT, GL, TL, VN)	31,0%	19,0%	28,0%	8,0%	14,0%
South-Muntenia (AG, CL, DB, GR, IL, PH, TR)	35,0%	19,2%	19,5%	,9%	25,4%
Southwest-Oltenia (DJ, GJ, MH, OT, VL)	13,0%	22,0%	46,0%		19,0%
West (AR, CS, HD, TM)	55,2%	13,8%	5,2%	13,8%	12,1%
Residence					
Cities over 200,000 inhabitants	27,3%	35,1%	14,3%	7,8%	15,6%
Cities with 100,000-200,000 inhabitants	32,1%	33,3%	9,9%	14,8%	9,9%
Cities with 30,000-100,000 inhabitants	31,6%	17,5%	22,8%	1,8%	26,3%
Towns with less than 30,000 inhabitants	41,7%	24,7%	17,8%	3,2%	12,6%
Rural commune or village	16,6%	23,0%	25,7%	3,8%	30,9%
Sex					
Males	26,3%	33,1%	12,7%	7,9%	20,1%
Females	26,4%	20,2%	26,2%	3,1%	24,1%
Age Group					
18-29 years	23,8%	37,0%	20,1%	2,6%	16,4%
30-39 years	18,3%	21,5%	4,3%	15,1%	40,9%
40-49 years	14,9%	19,9%	19,9%	12,1%	33,3%
50-59 years	27,1%	20,0%	18,8%	3,5%	30,6%
60-69 years	20,9%	42,8%	16,0%	3,7%	16,6%
Over 70 years	42,1%	8,3%	33,5%		16,1%
Education					
Elementary and middle school, vocational school	27,9%	22,1%	21,1%	7,0%	21,9%
High school and post-secondary school	20,1%	29,8%	22,8%	3,1%	24,2%
Higher education (bachelor, master, doctorate)	43,3%	18,3%	15,0%	4,2%	19,2%
Occupation					
State employee	20,4%	24,9%	17,4%	4,2%	33,2%
Private employee	14,1%	30,4%	20,7%	5,4%	29,3%
Farmer, agricultor	80,0%	4,0%	4,0%	8,0%	4,0%
Business owner, entrepreneur	28,6%	14,3%	3,6%	28,6%	25,0%
Retired	31,3%	22,0%	27,2%	,9%	18,6%
Housekeeper, unemployed, without occupation	26,4%	20,8%	9,4%	22,6%	20,8%
High school student, university student	23,8%	38,1%	23,8%	3,2%	11,1%

To what extent do you think that Russia's attack on Ukraine was justified?



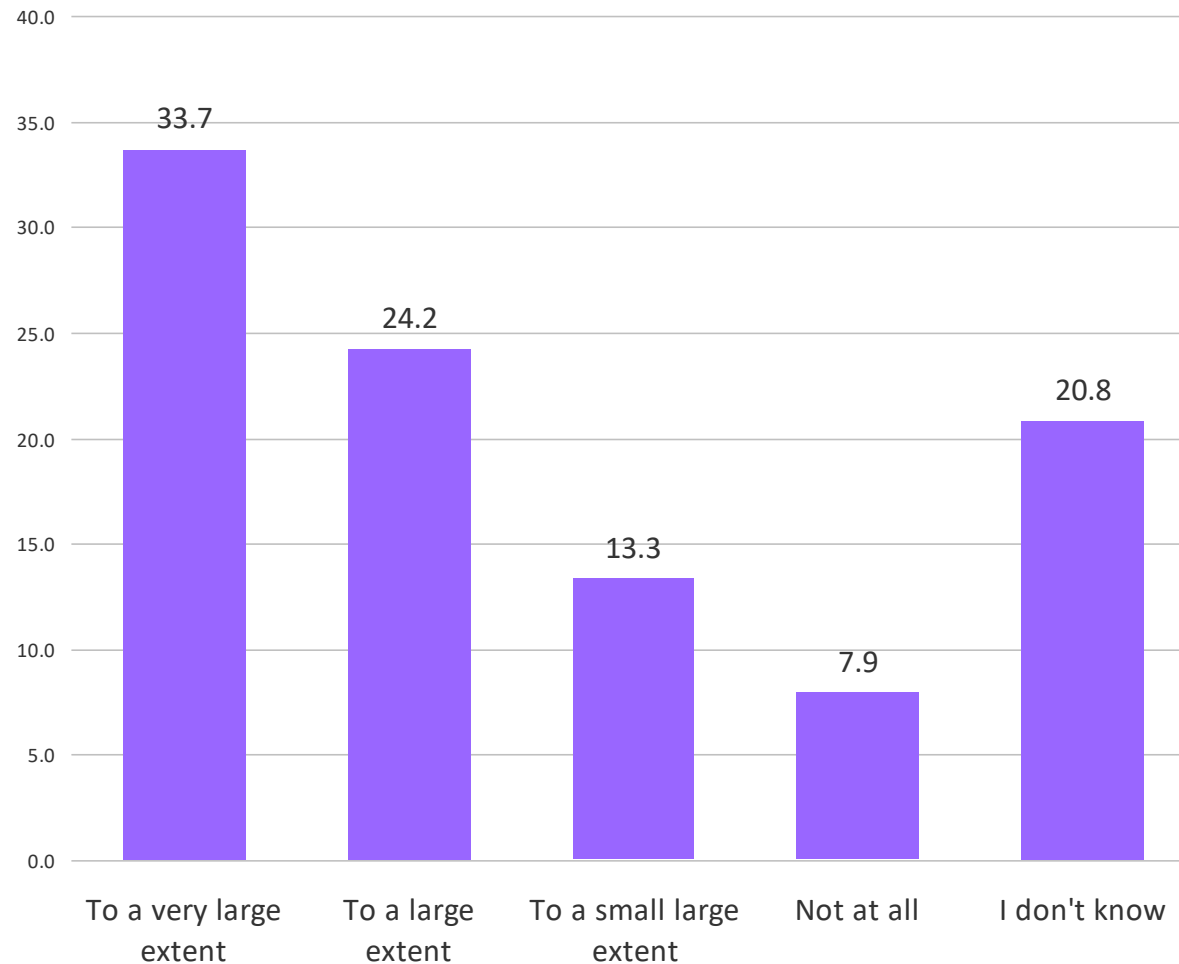
Region	To a very large extent	To a large extent	To a small extent	Not at all	I don't know
Bucharest-Ilfov	9,7%	9,7%	22,6%	41,9%	16,1%
Center (AB, BV, CV, HR, MS, SB)	4,5%	6,8%	34,1%	19,3%	35,2%
Northeast (BC, BT, IS, NT, SV, VS)	5,9%	20,2%	11,8%	31,1%	31,1%
Northwest (BH, BN, CJ, MM, SJ, SM)	9,5%	3,2%	6,3%	64,2%	16,8%
Southeast (BR, BZ, CT, GL, TL, VN)	21,2%	4,0%	10,1%	46,5%	18,2%
South-Muntenia (AG, CL, DB, GR, IL, PH, TR)	2,3%	2,6%	12,2%	48,7%	34,1%
Southwest-Oltenia (DJ, GJ, MH, OT, VL)	3,0%	7,0%	37,0%	34,0%	19,0%
West (AR, CS, HD, TM)	1,7%		17,2%	69,0%	12,1%
Residence					
Cities over 200,000 inhabitants	6,4%	15,4%	12,8%	57,7%	7,7%
Cities with 100,000-200,000 inhabitants	12,3%	6,2%	18,5%	54,3%	8,6%
Cities with 30,000-100,000 inhabitants	3,4%	1,7%	24,1%	43,1%	27,6%
Towns with less than 30,000 inhabitants	2,8%	2,8%	15,0%	55,5%	23,9%
Rural commune or village	7,0%	6,4%	17,2%	34,7%	34,7%
Sex					
Males	7,1%	10,2%	18,6%	49,4%	14,7%
Females	5,3%	3,3%	15,7%	41,2%	34,5%
Age Group					
18-29 years	10,6%	10,1%	21,7%	48,7%	9,0%
30-39 years	14,0%	9,7%	10,8%	26,9%	38,7%
40-49 years	6,4%	3,5%	34,8%	29,8%	25,5%
50-59 years	2,4%	2,4%	8,3%	51,2%	35,7%
60-69 years	7,0%	10,2%	11,8%	40,6%	30,5%
Over 70 years		,4%	11,6%	57,0%	31,0%
Education					
Elementary and middle school, vocational school	8,0%	6,0%	15,9%	40,5%	29,6%
High school and post-secondary school	4,9%	6,1%	19,7%	43,6%	25,8%
Higher education (bachelor, master, doctorate)	3,3%	5,0%	9,2%	60,8%	21,7%
Occupation					
State employee	6,0%	10,6%	23,0%	27,5%	32,8%
Private employee	2,2%	8,8%	12,1%	45,1%	31,9%
Farmer, agricultor	4,0%	8,0%		80,0%	8,0%
Business owner, entrepreneur	6,9%	3,4%	31,0%	51,7%	6,9%
Retired	2,3%	1,4%	11,3%	52,3%	32,7%
Housekeeper, unemployed, without occupation	28,8%	7,7%	17,3%	34,6%	11,5%
High school student, university student	10,3%	5,6%	22,2%	52,4%	9,5%

To what extent do you think Romania is prepared militarily and economically to face aggression from Russia?



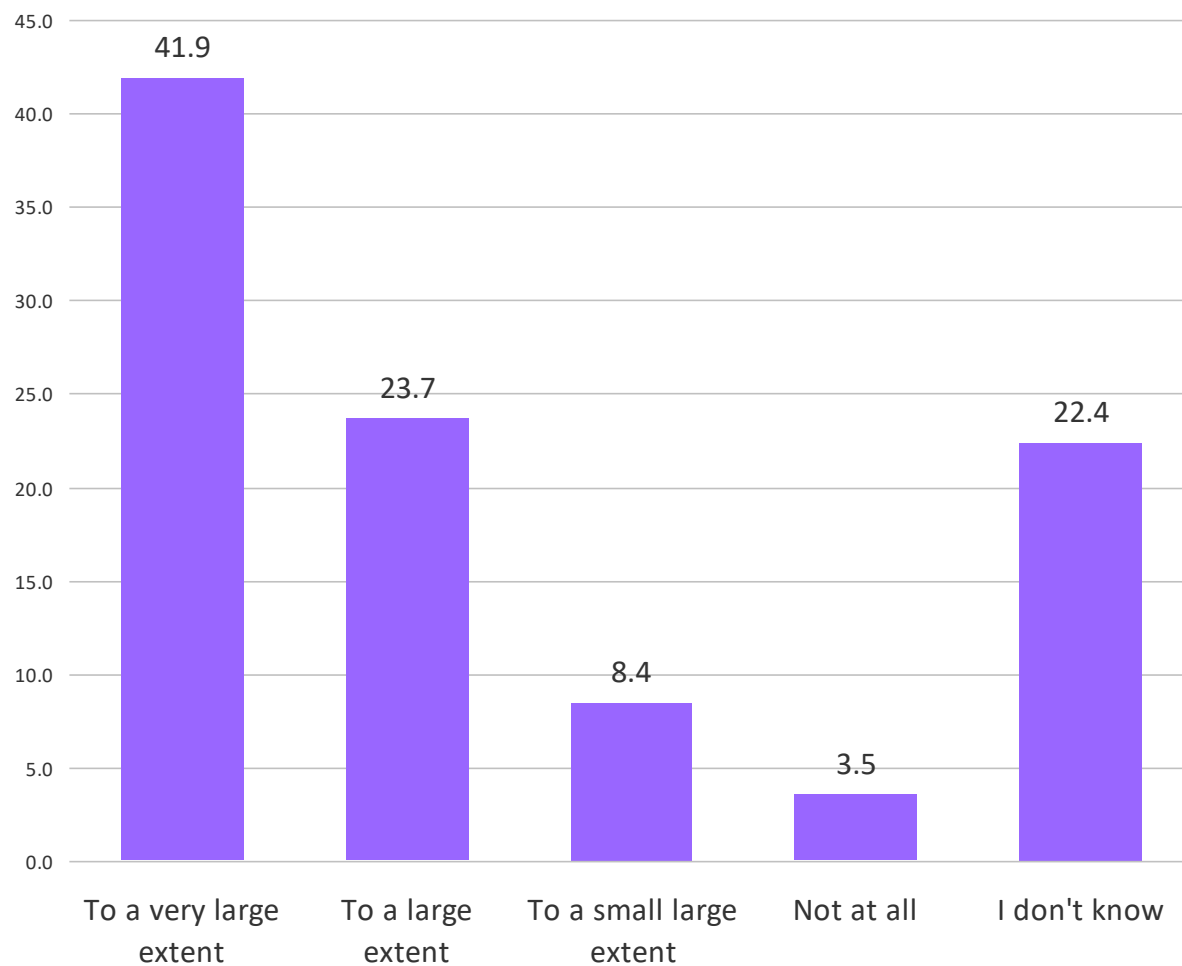
Region	To a very large extent	To a large extent	To a small extent	Not at all	I don't know
Bucharest-Ilfov	19,4%	6,5%	35,5%	22,6%	16,1%
Center (AB, BV, CV, HR, MS, SB)	4,5%	4,5%	18,0%	48,3%	24,7%
Northeast (BC, BT, IS, NT, SV, VS)	4,2%	5,9%	34,5%	37,0%	18,5%
Northwest (BH, BN, CJ, MM, SJ, SM)	10,4%	7,3%	28,1%	41,7%	12,5%
Sourtheast (BR, BZ, CT, GL, TL, VN)	17,0%	21,0%	17,0%	31,0%	14,0%
South-Muntenia (AG, CL, DB, GR, IL, PH, TR)	3,2%	2,6%	24,7%	47,4%	22,1%
Southwest-Oltenia (DJ, GJ, MH, OT, VL)	7,1%	3,0%	51,5%	28,3%	10,1%
West (AR, CS, HD, TM)		17,5%	38,6%	33,3%	10,5%
Residence					
Cities over 200,000 inhabitants	13,0%	10,4%	26,0%	40,3%	10,4%
Cities with 100,000-200,000 inhabitants	1,2%	24,4%	43,9%	24,4%	6,1%
Cities with 30,000-100,000 inhabitants	19,0%	6,9%	32,8%	34,5%	6,9%
Towns with less than 30,000 inhabitants	4,5%	9,7%	24,3%	44,9%	16,6%
Rural commune or village	5,5%	1,7%	28,7%	41,0%	23,1%
Sex					
Males	8,5%	10,1%	29,0%	42,5%	9,9%
Females	4,8%	4,8%	28,8%	38,6%	22,9%
Age Group					
18-29 years	11,1%	11,1%	31,7%	34,9%	11,1%
30-39 years	6,5%	1,1%	19,6%	53,3%	19,6%
40-49 years	10,6%	11,3%	24,8%	40,4%	12,8%
50-59 years	3,6%	9,5%	28,6%	34,5%	23,8%
60-69 years	7,5%	1,6%	28,5%	45,7%	16,7%
Over 70 years		5,4%	33,5%	36,8%	24,4%
Education					
Elementary and middle school, vocational school	8,7%	8,5%	21,1%	45,0%	16,7%
High school and post-secondary school	5,1%	5,6%	33,3%	36,7%	19,4%
Higher education (bachelor, master, doctorate)	2,5%	5,8%	39,7%	35,5%	16,5%
Occupation					
State employee	3,8%	2,3%	34,3%	39,2%	20,4%
Private employee	17,2%	10,8%	26,9%	38,7%	6,5%
Farmer, agricultor	7,7%	15,4%	3,8%	3,8%	69,2%
Business owner, entrepreneur	10,7%	28,6%	7,1%	53,6%	
Retired	2,6%	4,9%	28,7%	43,8%	20,0%
Housekeeper, unemployed, without occupation	15,7%	9,8%	17,6%	51,0%	5,9%
High school student, university student	9,4%	10,2%	33,1%	33,9%	13,4%

To what extent do you think Romania will have to invest more in armaments and military training?



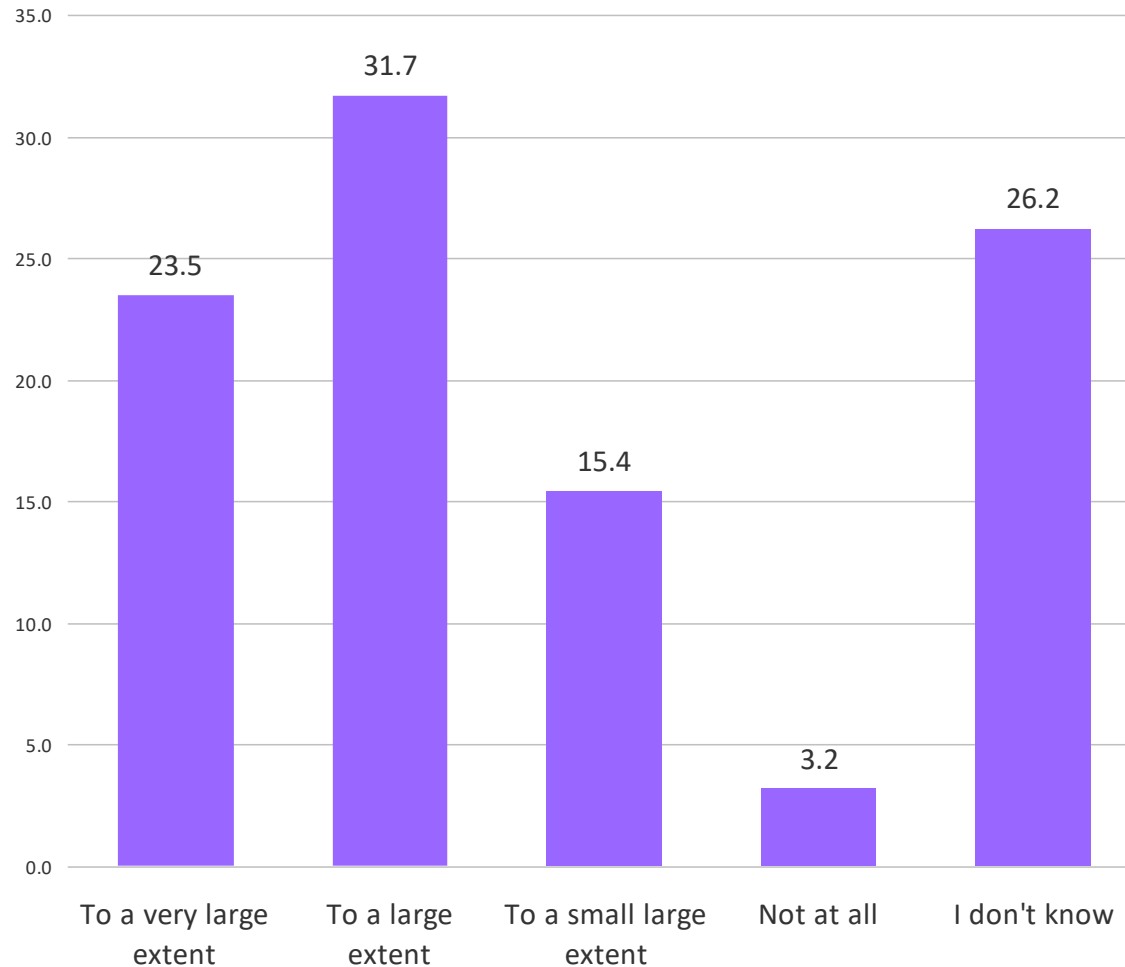
Region	To a very large extent	To a large extent	To a small extent	Not at all	I don't know
Bucharest-Ilfov	28,1%	34,4%	12,5%	6,3%	18,8%
Center (AB, BV, CV, HR, MS, SB)	33,3%	14,9%	14,9%	6,9%	29,9%
Northeast (BC, BT, IS, NT, SV, VS)	20,3%	18,6%	23,7%	6,8%	30,5%
Northwest (BH, BN, CJ, MM, SJ, SM)	58,5%	23,4%	3,2%	1,1%	13,8%
Southeast (BR, BZ, CT, GL, TL, VN)	34,0%	33,0%	3,0%	15,0%	15,0%
South-Muntenia (AG, CL, DB, GR, IL, PH, TR)	37,9%	30,6%	1,7%	9,0%	20,7%
Southwest-Oltenia (DJ, GJ, MH, OT, VL)	14,1%	5,1%	60,6%	6,1%	14,1%
West (AR, CS, HD, TM)	12,1%	58,6%	3,4%	13,8%	12,1%
Residence					
Cities over 200,000 inhabitants	32,1%	34,6%	12,8%	6,4%	14,1%
Cities with 100,000-200,000 inhabitants	32,1%	45,7%	7,4%	7,4%	7,4%
Cities with 30,000-100,000 inhabitants	44,8%	19,0%	22,4%	3,4%	10,3%
Towns with less than 30,000 inhabitants	32,8%	36,0%	6,5%	8,5%	16,2%
Rural commune or village	30,6%	17,6%	15,9%	9,1%	26,8%
Sex					
Males	41,1%	26,2%	13,0%	9,6%	10,1%
Females	26,9%	26,4%	12,6%	7,6%	26,6%
Age Group					
18-29 years	35,6%	27,7%	17,0%	5,3%	14,4%
30-39 years	34,4%	17,2%	10,8%	7,5%	30,1%
40-49 years	35,5%	27,0%	13,5%	6,4%	17,7%
50-59 years	30,6%	27,1%	9,4%	5,9%	27,1%
60-69 years	41,2%	16,6%	15,5%	12,3%	14,4%
Over 70 years	21,1%	35,5%	8,7%	9,9%	24,8%
Education					
Elementary and middle school, vocational school	33,2%	29,4%	8,5%	11,5%	17,5%
High school and post-secondary school	33,8%	20,7%	17,5%	4,6%	23,4%
Higher education (bachelor, master, doctorate)	24,2%	35,8%	10,8%	10,0%	19,2%
Occupation					
State employee	29,2%	17,4%	23,9%	4,5%	25,0%
Private employee	38,7%	30,1%	8,6%	15,1%	7,5%
Farmer, agricultor	15,4%	73,1%	11,5%		
Business owner, entrepreneur	39,3%	35,7%	17,9%	3,6%	3,6%
Retired	33,8%	27,7%	5,8%	7,5%	25,1%
Housekeeper, unemployed, without occupation	25,0%	26,9%	5,8%	34,6%	7,7%

To what extent do you consider that Romania's decision to join NATO was a right decision?



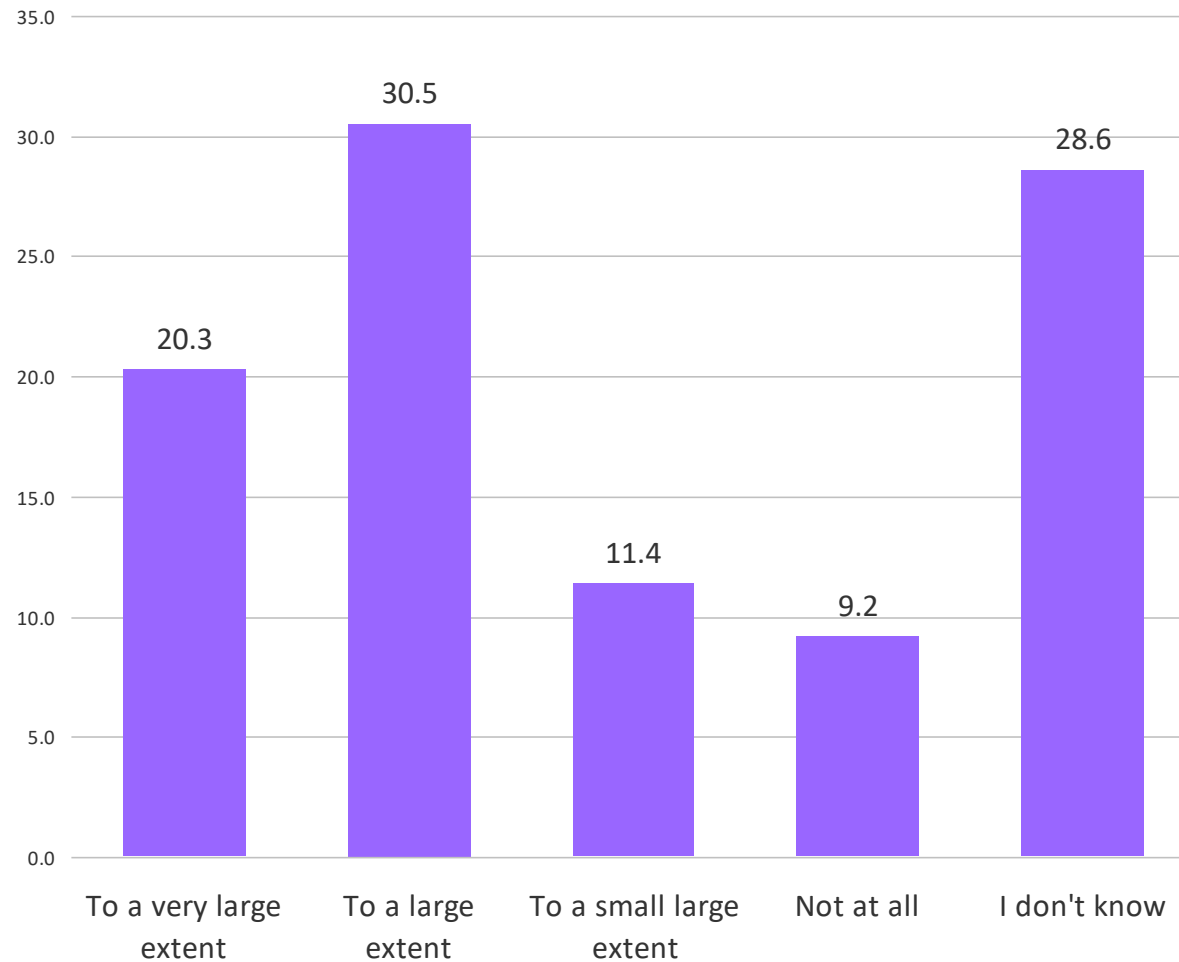
Region	To a very large extent	To a large extent	To a small extent	Not at all	I don't know
Bucharest-Ilfov	45,5%	21,2%	15,2%	3,0%	15,2%
Center (AB, BV, CV, HR, MS, SB)	25,0%	29,5%	1,1%	3,4%	40,9%
Northeast (BC, BT, IS, NT, SV, VS)	28,8%	16,1%	20,3%	10,2%	24,6%
Northwest (BH, BN, CJ, MM, SJ, SM)	46,8%	45,7%	1,1%		6,4%
Sourtheast (BR, BZ, CT, GL, TL, VN)	52,5%	21,2%	3,0%	8,1%	15,2%
South-Muntenia (AG, CL, DB, GR, IL, PH, TR)	47,4%	20,3%	3,5%	,6%	28,2%
Southwest-Oltenia (DJ, GJ, MH, OT, VL)	38,0%	21,0%	28,0%	5,0%	8,0%
West (AR, CS, HD, TM)	51,7%	37,9%			10,3%
Residence					
Cities over 200,000 inhabitants	64,1%	20,5%	2,6%	2,6%	10,3%
Cities with 100,000-200,000 inhabitants	46,9%	43,2%	1,2%	2,5%	6,2%
Cities with 30,000-100,000 inhabitants	60,7%	19,6%	12,5%	1,8%	5,4%
Towns with less than 30,000 inhabitants	48,4%	22,8%	4,1%	1,2%	23,6%
Rural commune or village	33,1%	23,8%	11,3%	4,7%	27,2%
Sex					
Males	45,8%	31,4%	9,6%	4,8%	8,5%
Females	40,5%	20,5%	6,7%	2,4%	29,8%
Age Group					
18-29 years	58,0%	25,0%	6,9%	2,1%	8,0%
30-39 years	35,5%	7,5%	3,2%	12,9%	40,9%
40-49 years	34,0%	27,7%	12,1%	3,5%	22,7%
50-59 years	44,6%	25,3%	1,2%	3,6%	25,3%
60-69 years	32,6%	43,3%	10,2%	3,7%	10,2%
Over 70 years	44,8%	14,1%	8,7%		32,4%
Education					
Elementary and middle school, vocational school	44,6%	18,0%	7,2%	3,5%	26,7%
High school and post-secondary school	37,5%	31,7%	9,0%	3,6%	18,2%
Higher education (bachelor, master, doctorate)	52,5%	22,5%	5,8%	1,7%	17,5%
Occupation					
State employee	29,4%	22,3%	15,1%	4,2%	29,1%
Private employee	69,2%	15,4%	6,6%	2,2%	6,6%
Farmer, agricultor	80,8%		7,7%		11,5%
Business owner, entrepreneur	55,2%	37,9%	3,4%		3,4%
Retired	36,7%	28,0%	6,1%	,6%	28,6%
Housekeeper, unemployed, without occupation	28,8%	28,8%		23,1%	19,2%

To what extent do you think that Romania will be supported and defended effectively by NATO allies in the event of aggression by Russia?



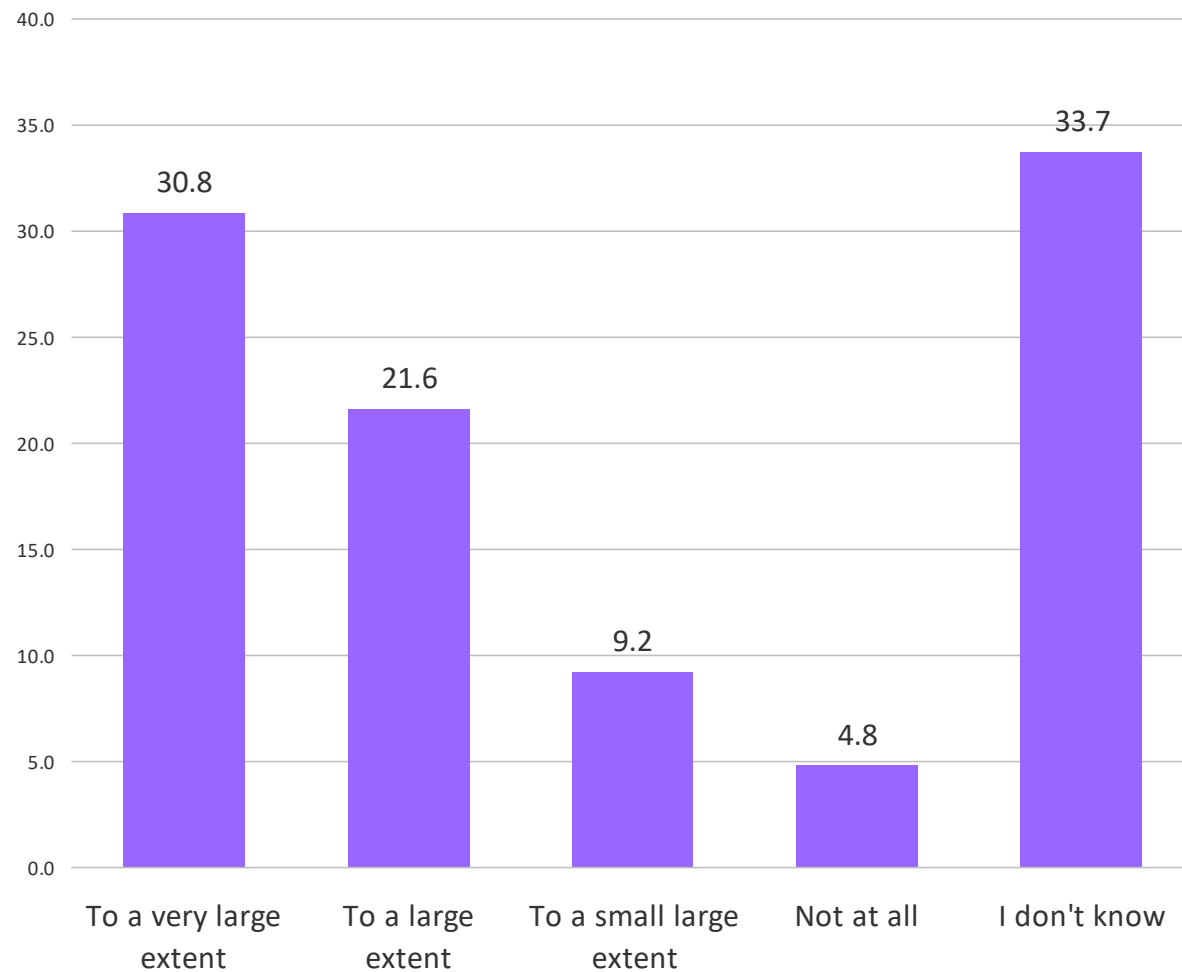
Region	To a very large extent	To a large extent	To a small extent	Not at all	I don't know
Bucharest-Ilfov	34,4%	18,8%	25,0%	3,1%	18,8%
Center (AB, BV, CV, HR, MS, SB)	3,4%	17,0%	23,9%	3,4%	52,3%
Northeast (BC, BT, IS, NT, SV, VS)	18,5%	26,9%	28,6%	5,0%	21,0%
Northwest (BH, BN, CJ, MM, SJ, SM)	44,7%	48,9%			6,4%
Southeast (BR, BZ, CT, GL, TL, VN)	50,0%	21,0%	9,0%	8,0%	12,0%
South-Muntenia (AG, CL, DB, GR, IL, PH, TR)	13,7%	42,3%	8,5%	2,3%	33,2%
Southwest-Oltenia (DJ, GJ, MH, OT, VL)	31,0%	13,0%	34,0%	2,0%	20,0%
West (AR, CS, HD, TM)	39,7%	48,3%			12,1%
Residence					
Cities over 200,000 inhabitants	48,1%	29,9%	9,1%	2,6%	10,4%
Cities with 100,000-200,000 inhabitants	27,5%	52,5%	7,5%	2,5%	10,0%
Cities with 30,000-100,000 inhabitants	44,8%	19,0%	20,7%	10,3%	5,2%
Towns with less than 30,000 inhabitants	30,0%	33,2%	12,1%	,8%	23,9%
Rural commune or village	14,4%	31,4%	17,2%	3,6%	33,5%
Sex					
Males	33,1%	41,6%	13,9%	4,0%	7,4%
Females	19,1%	27,4%	14,8%	2,4%	36,2%
Age Group					
18-29 years	41,1%	33,2%	14,2%	1,6%	10,0%
30-39 years	27,5%	17,6%	12,1%	5,5%	37,4%
40-49 years	22,0%	27,7%	24,1%	5,0%	21,3%
50-59 years	28,6%	33,3%	7,1%	3,6%	27,4%
60-69 years	19,1%	37,2%	19,1%	5,3%	19,1%
Over 70 years	14,2%	37,5%	8,8%		39,6%
Education					
Elementary and middle school, vocational school	17,7%	36,1%	12,2%	3,7%	30,3%
High school and post-secondary school	28,2%	30,1%	16,5%	2,7%	22,6%
Higher education (bachelor, master, doctorate)	34,2%	30,8%	15,0%	1,7%	18,3%
Occupation					
State employee	20,1%	18,9%	25,0%	4,5%	31,4%
Private employee	48,9%	17,4%	25,0%	1,1%	7,6%
Farmer, agricultor	12,0%	12,0%	4,0%		72,0%
Business owner, entrepreneur	41,4%	51,7%	3,4%		3,4%
Retired	15,9%	44,3%	7,8%	1,4%	30,4%
Housekeeper, unemployed, without occupation	26,4%	34,0%	9,4%	13,2%	17,0%
High school student, university student	37,0%	39,4%	11,0%	2,4%	10,2%

To what extent do you agree that Romania should support other NATO allies in the event of an aggression by Russia?



Region	To a very large extent	To a large extent	To a small extent	Not at all	I don't know
Bucharest-Ilfov	31,3%	21,9%	12,5%	21,9%	12,5%
Center (AB, BV, CV, HR, MS, SB)	9,0%	14,6%	11,2%	14,6%	50,6%
Northeast (BC, BT, IS, NT, SV, VS)	16,7%	30,0%	15,0%	15,8%	22,5%
Northwest (BH, BN, CJ, MM, SJ, SM)	48,9%	36,2%		8,5%	6,4%
Sourtheast (BR, BZ, CT, GL, TL, VN)	22,0%	34,0%	12,0%	16,0%	16,0%
South-Muntenia (AG, CL, DB, GR, IL, PH, TR)	13,4%	38,8%	4,7%	3,8%	39,4%
Southwest-Oltenia (DJ, GJ, MH, OT, VL)	26,3%	9,1%	41,4%	5,1%	18,2%
West (AR, CS, HD, TM)	25,9%	62,1%			12,1%
Residence					
Cities over 200,000 inhabitants	48,7%	25,6%	9,0%	6,4%	10,3%
Cities with 100,000-200,000 inhabitants	29,6%	40,7%	9,9%	12,3%	7,4%
Cities with 30,000-100,000 inhabitants	43,1%	20,7%	17,2%	12,1%	6,9%
Towns with less than 30,000 inhabitants	20,7%	44,7%	4,9%	4,9%	24,8%
Rural commune or village	11,7%	27,2%	13,4%	10,0%	37,8%
Sex					
Males	32,2%	43,5%	10,2%	5,9%	8,2%
Females	13,5%	25,7%	11,1%	10,4%	39,4%
Age Group					
18-29 years	49,2%	26,5%	6,9%	9,0%	8,5%
30-39 years	28,3%	12,0%	14,1%	15,2%	30,4%
40-49 years	17,7%	22,7%	12,1%	20,6%	27,0%
50-59 years	25,3%	26,5%	14,5%	4,8%	28,9%
60-69 years	10,1%	50,0%	10,1%	9,0%	20,7%
Over 70 years	3,7%	39,0%	10,8%		46,5%
Education					
Elementary and middle school, vocational school	10,2%	38,3%	4,7%	12,9%	33,8%
High school and post-secondary school	31,3%	24,8%	14,6%	5,6%	23,8%
Higher education (bachelor, master, doctorate)	19,2%	39,2%	18,3%	4,2%	19,2%
Occupation					
State employee	15,8%	21,1%	14,3%	15,0%	33,8%
Private employee	48,9%	28,3%	8,7%	7,6%	6,5%
Farmer, agricultor	7,7%	3,8%	7,7%	11,5%	69,2%
Business owner, entrepreneur	42,9%	46,4%	3,6%		7,1%
Retired	6,1%	45,6%	10,8%	1,5%	36,0%
Housekeeper, unemployed, without occupation	9,8%	31,4%	15,7%	27,5%	15,7%

At the beginning of March 2022, the Republic of Moldova signed the application for accession to the EU. To what extent do you consider it a good decision for the neighboring country?



Region	To a very large extent	To a large extent	To a small extent	Not at all	I don't know
Bucharest-Ilfov	34,4%	18,8%	18,8%	6,3%	21,9%
Center (AB, BV, CV, HR, MS, SB)	21,3%	16,9%	3,4%	4,5%	53,9%
Northeast (BC, BT, IS, NT, SV, VS)	16,8%	32,8%	10,1%	10,9%	29,4%
Northwest (BH, BN, CJ, MM, SJ, SM)	62,1%	29,5%	1,1%		7,4%
Southeast (BR, BZ, CT, GL, TL, VN)	22,0%	35,0%	5,0%	14,0%	24,0%
South-Muntenia (AG, CL, DB, GR, IL, PH, TR)	32,3%	14,2%	6,4%	1,7%	45,3%
Southwest-Oltenia (DJ, GJ, MH, OT, VL)	28,3%	18,2%	31,3%	4,0%	18,2%
West (AR, CS, HD, TM)	40,7%	47,5%			11,9%
Residence					
Cities over 200,000 inhabitants	46,2%	28,2%	7,7%	5,1%	12,8%
Cities with 100,000-200,000 inhabitants	28,0%	51,2%	6,1%	2,4%	12,2%
Cities with 30,000-100,000 inhabitants	50,9%	19,3%	12,3%	3,5%	14,0%
Towns with less than 30,000 inhabitants	34,6%	24,8%	4,1%	1,2%	35,4%
Rural commune or village	25,5%	17,2%	11,3%	6,6%	39,5%
Sex					
Males	45,9%	30,1%	8,2%	5,6%	10,1%
Females	22,6%	19,0%	8,8%	3,6%	45,9%
Age Group					
18-29 years	42,9%	36,0%	8,5%	2,6%	10,1%
30-39 years	27,2%	8,7%	6,5%	13,0%	44,6%
40-49 years	20,4%	23,9%	12,7%	5,6%	37,3%
50-59 years	28,6%	26,2%	3,6%	6,0%	35,7%
60-69 years	44,4%	16,0%	9,1%	6,4%	24,1%
Over 70 years	21,0%	22,6%	8,6%	,4%	47,3%
Education					
Elementary and middle school, vocational school	24,9%	21,1%	5,7%	5,7%	42,5%
High school and post-secondary school	37,0%	22,4%	11,9%	3,4%	25,3%
Higher education (bachelor, master, doctorate)	35,0%	33,3%	6,7%	3,3%	21,7%
Occupation					
State employee	19,6%	21,5%	9,8%	5,7%	43,4%
Private employee	55,4%	18,5%	13,0%	1,1%	12,0%
Farmer, agricultor	79,2%	8,3%			12,5%
Business owner, entrepreneur	51,7%	41,4%	3,4%	3,4%	
Retired	27,2%	19,4%	9,6%	,9%	42,9%
Housekeeper, unemployed, without	21,2%	17,3%		34,6%	26,9%

To what extent do you agree with the following statements?

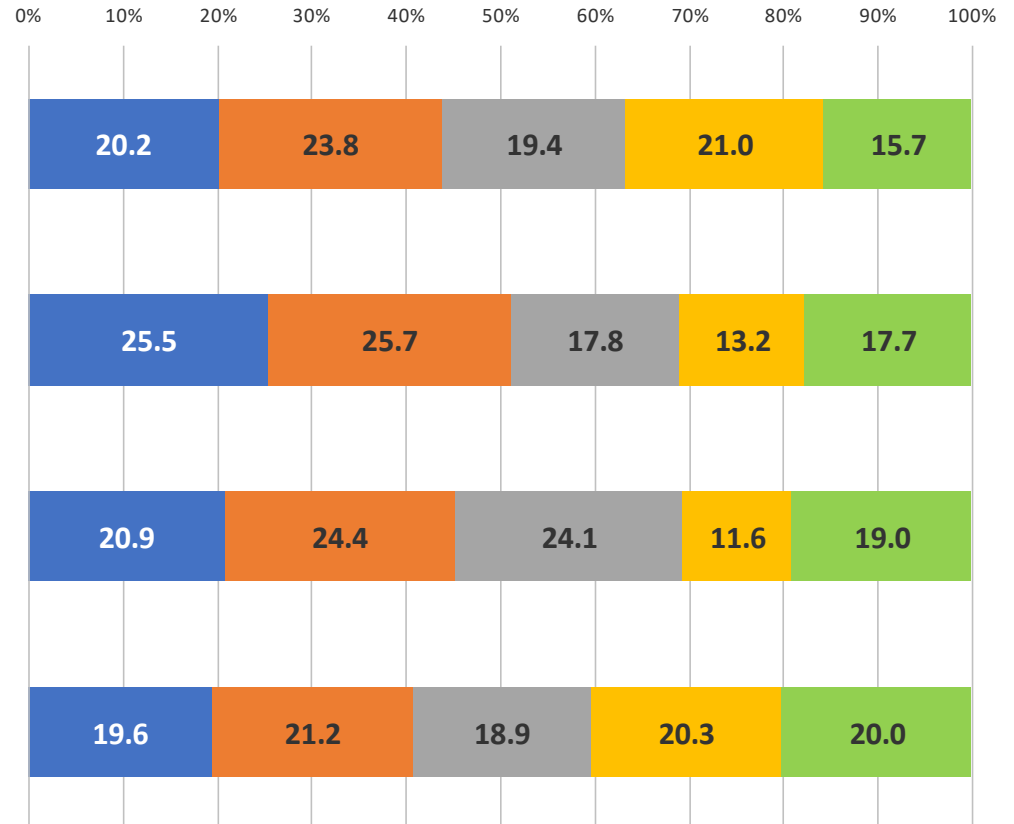
- I agree very much
- I largely agree
- I agree to a small extent
- I do not agree because Russia will consider it a challenge and it could lead to an armed conflict with Russia
- I do not agree for other reasons

President Zelensky stated that Ukraine would receive foreign volunteers in its armed forces who would fight against Russian aggression. I consider that the participation of Romanian volunteers in the Ukrainian army would be a positive thing.

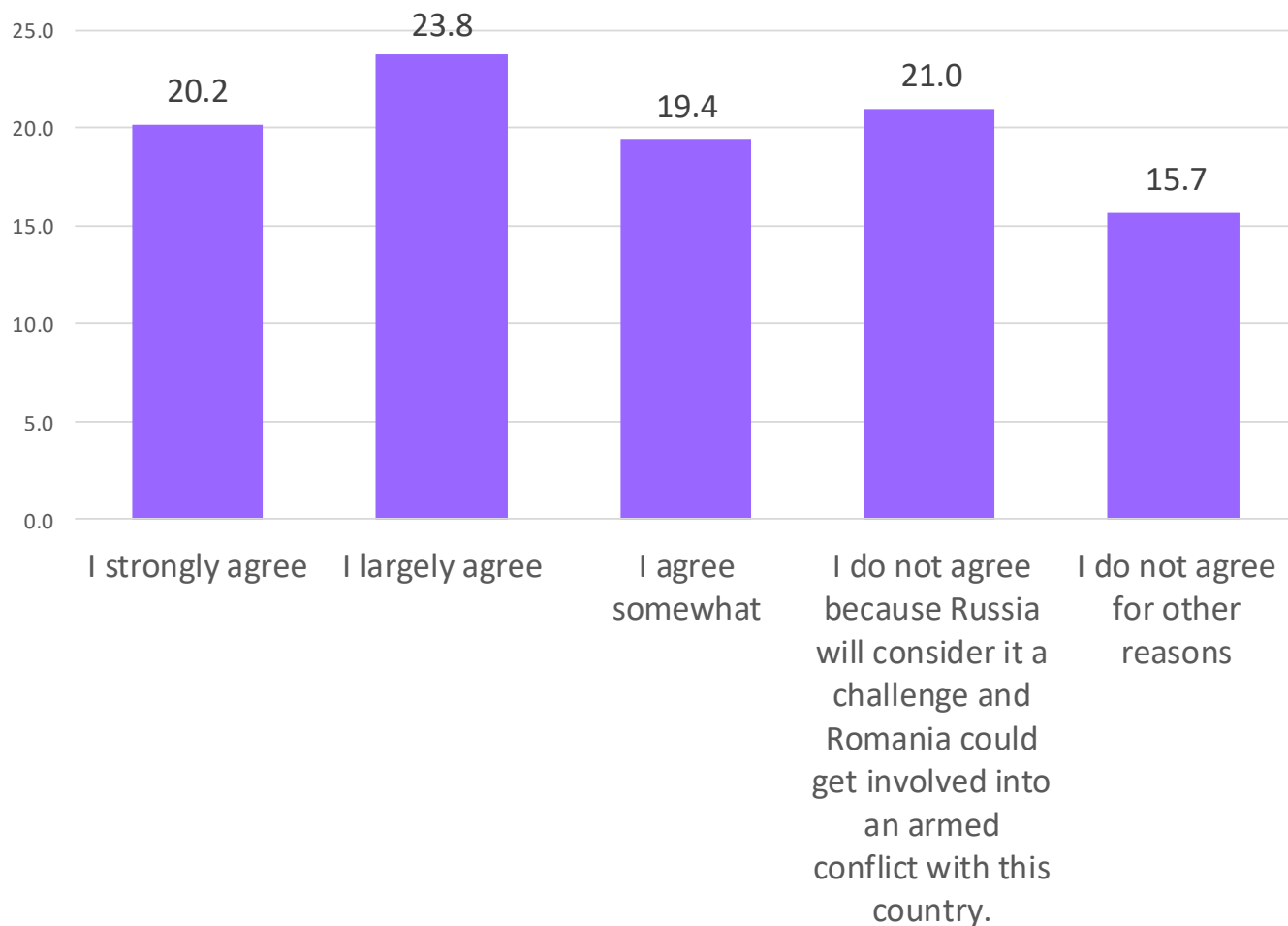
Until the beginning of March 2022, Romania provided Ukraine with military assistance (ammunition, military equipment, fuel, medicines, etc.) worth 3 million euros. I think it's a fair decision.

Romania participate, directly or indirectly, in the economic sanctions imposed on Russia. I think it's a fair decision.

Romania could be called upon to participate in NATO "no-fly" operations, meaning Romanian pilots would ensure Ukraine's air security. I think that would be a fair decision.

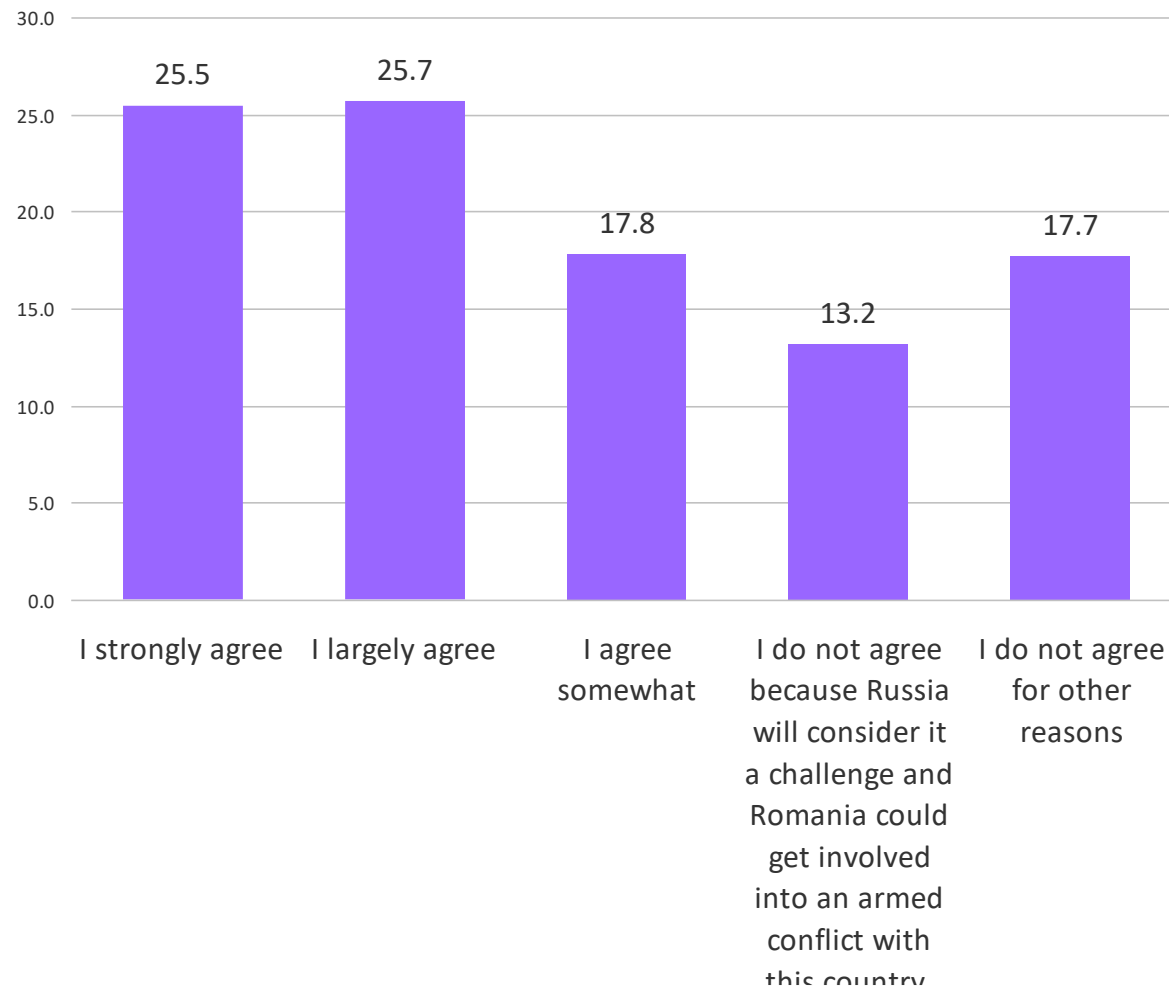


To what extent do you agree with the statement that the participation of Romanian volunteers in the Ukrainian army would be a positive thing?



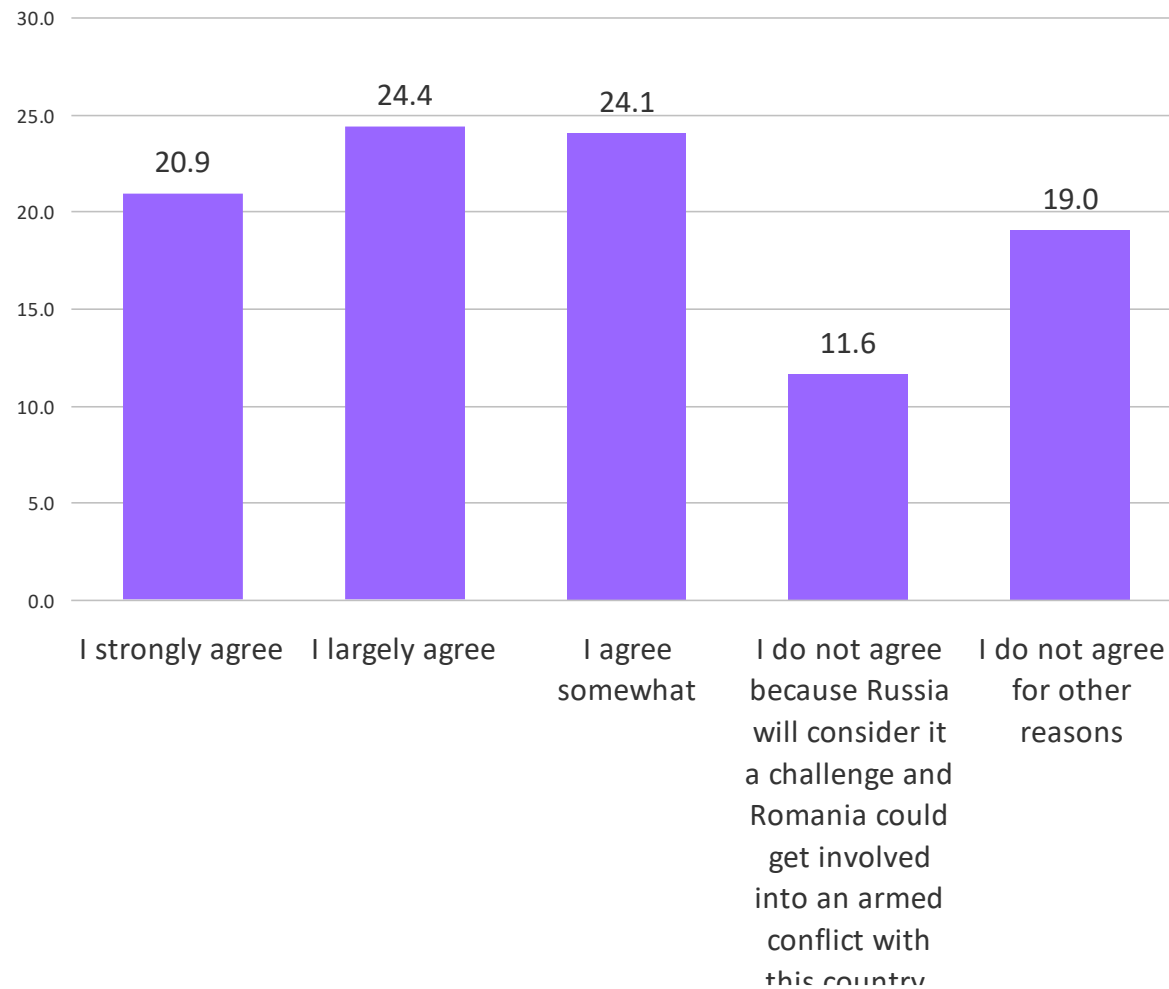
Region	I strongly agree	I largely agree	I agree somewhat	I do not agree because Russia will attack	I do not agree for other reasons
Bucharest-Ilfov	43,8%	21,9%	18,8%	9,4%	6,3%
Center (AB, BV, CV, HR, MS, SB)	29,5%	3,4%	10,2%	37,5%	19,3%
Northeast (BC, BT, IS, NT, SV, VS)	10,9%	23,5%	24,4%	26,9%	14,3%
Northwest (BH, BN, CJ, MM, SJ, SM)	34,7%	22,1%	6,3%	29,5%	7,4%
Sourtheast (BR, BZ, CT, GL, TL, VN)	23,2%	11,1%	22,2%	23,2%	20,2%
South-Muntenia (AG, CL, DB, GR, IL, PH, TR)	18,0%	38,1%	10,5%	14,0%	19,5%
Southwest-Oltenia (DJ, GJ, MH, OT, VL)	6,1%	7,1%	62,6%	17,2%	7,1%
West (AR, CS, HD, TM)	16,9%	37,3%	16,9%	18,6%	10,2%
Residence					
Cities over 200,000 inhabitants	41,6%	15,6%	19,5%	13,0%	10,4%
Cities with 100,000-200,000 inhabitants	27,5%	38,8%	13,8%	12,5%	7,5%
Cities with 30,000-100,000 inhabitants	36,2%	19,0%	19,0%	19,0%	6,9%
Towns with less than 30,000 inhabitants	22,8%	30,5%	11,0%	21,5%	14,2%
Rural commune or village	12,1%	21,2%	24,2%	23,1%	19,3%
Sex					
Males	23,4%	23,7%	23,7%	18,3%	11,0%
Females	18,1%	25,0%	16,4%	22,5%	18,0%
Age Group					
18-29 years	31,9%	29,8%	22,3%	8,5%	7,4%
30-39 years	20,7%	12,0%	9,8%	31,5%	26,1%
40-49 years	22,5%	20,4%	12,7%	24,6%	19,7%
50-59 years	14,1%	18,8%	22,4%	24,7%	20,0%
60-69 years	12,9%	17,2%	28,0%	29,0%	12,9%
Over 70 years	17,0%	35,7%	16,2%	15,8%	15,4%
Education					
Elementary and middle school, vocational school	19,9%	32,3%	11,9%	19,2%	16,7%
High school and post-secondary school	21,1%	18,9%	24,5%	21,6%	13,8%
Higher education (bachelor, master, doctorate)	16,7%	19,2%	25,0%	24,2%	15,0%
Occupation					
State employee	14,8%	11,0%	25,8%	26,1%	22,3%
Private employee	33,7%	27,2%	12,0%	18,5%	8,7%
Farmer, agricultor	12,5%	4,2%	4,2%	8,3%	70,8%
Business owner, entrepreneur	37,9%	31,0%	17,2%	10,3%	3,4%
Retired	17,1%	33,8%	15,6%	23,1%	10,4%
Housekeeper, unemployed, without occupation	13,2%	17,0%	22,6%	18,9%	28,3%
High school student, university student	28,3%	31,5%	22,8%	10,2%	7,1%

To what extent do you agree with the statement that Romania's military assistance (ammunition, military equipment, fuel, medicines, etc.) to Ukraine in the amount of 3 million euros at the beginning of March was a right decision?



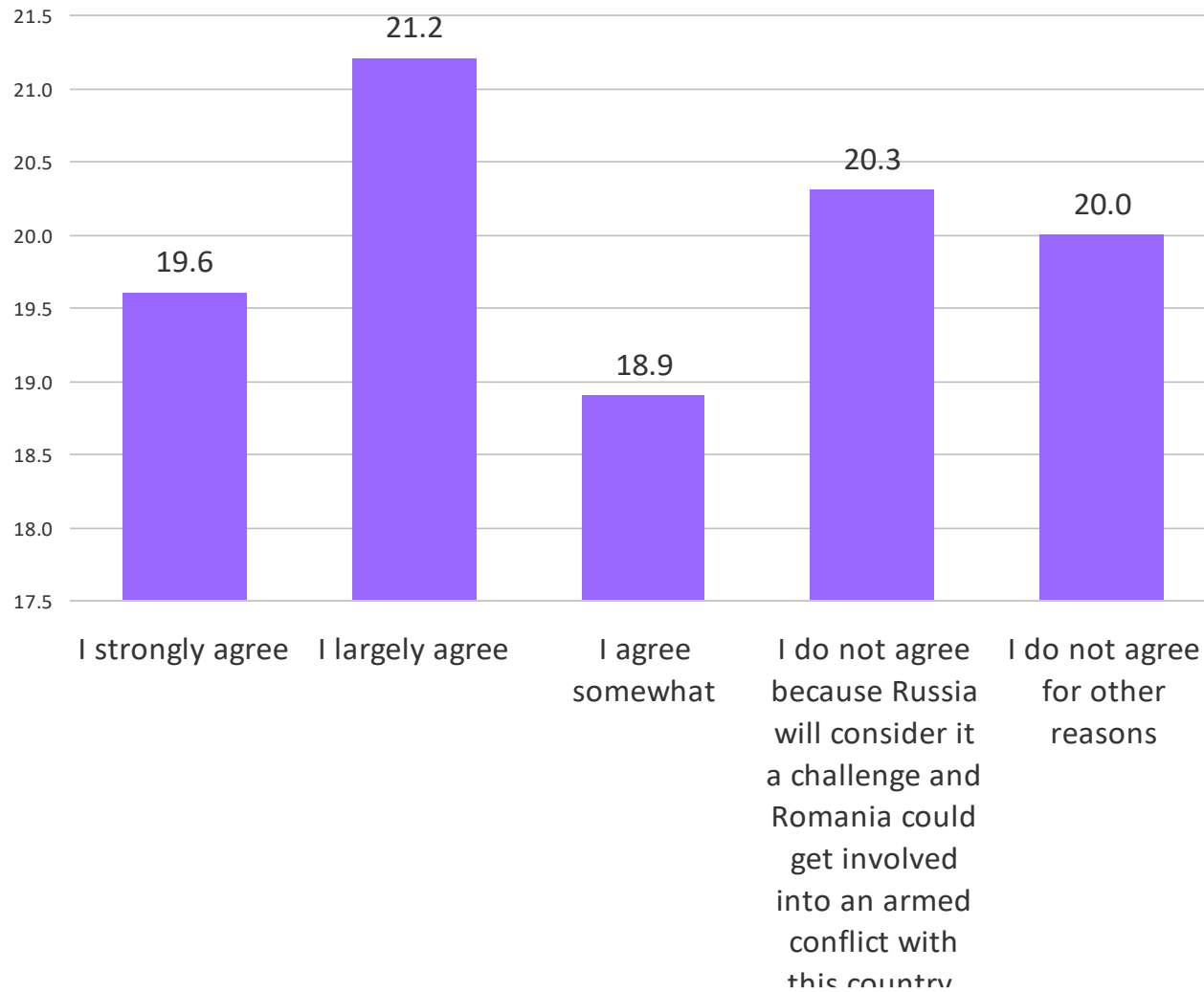
Region	I strongly agree	I largely agree	I agree somewhat	I do not agree because Russia will attack	I do not agree for other reasons
Bucharest-Ilfov	37,5%	21,9%	28,1%	6,3%	6,3%
Center (AB, BV, CV, HR, MS, SB)	19,3%	9,1%	9,1%	29,5%	33,0%
Northeast (BC, BT, IS, NT, SV, VS)	16,8%	37,0%	13,4%	13,4%	19,3%
Northwest (BH, BN, CJ, MM, SJ, SM)	35,1%	46,8%	11,7%		6,4%
Sourtheast (BR, BZ, CT, GL, TL, VN)	24,0%	12,0%	20,0%	10,0%	34,0%
South-Muntenia (AG, CL, DB, GR, IL, PH, TR)	30,6%	25,7%	13,4%	14,6%	15,7%
Southwest-Oltenia (DJ, GJ, MH, OT, VL)	13,1%	22,2%	45,5%	12,1%	7,1%
West (AR, CS, HD, TM)	19,0%	50,0%	13,8%	15,5%	1,7%
Residence					
Cities over 200,000 inhabitants	42,3%	29,5%	11,5%	9,0%	7,7%
Cities with 100,000-200,000 inhabitants	33,3%	32,1%	24,7%	7,4%	2,5%
Cities with 30,000-100,000 inhabitants	36,8%	22,8%	21,1%	14,0%	5,3%
Towns with less than 30,000 inhabitants	28,5%	21,5%	14,6%	14,2%	21,1%
Rural commune or village	17,6%	29,7%	18,3%	14,6%	19,7%
Sex					
Males	23,7%	41,4%	18,3%	8,5%	8,2%
Females	26,0%	18,6%	17,1%	16,4%	21,9%
Age Group					
18-29 years	39,4%	30,3%	19,7%	3,2%	7,4%
30-39 years	20,7%	19,6%	12,0%	19,6%	28,3%
40-49 years	18,3%	21,1%	13,4%	21,8%	25,4%
50-59 years	21,2%	22,4%	20,0%	12,9%	23,5%
60-69 years	12,8%	44,9%	11,2%	15,5%	15,5%
Over 70 years	30,7%	19,5%	24,5%	12,4%	12,9%
Education					
Elementary and middle school, vocational school	29,1%	24,1%	12,9%	14,4%	19,4%
High school and post-secondary school	24,0%	28,8%	19,9%	11,9%	15,5%
Higher education (bachelor, master, doctorate)	15,8%	31,7%	25,8%	15,0%	11,7%
Occupation					
State employee	12,8%	21,1%	18,1%	21,1%	26,8%
Private employee	33,3%	33,3%	9,7%	16,1%	7,5%
Farmer, agricultor	84,0%	12,0%	4,0%		
Business owner, entrepreneur	41,4%	34,5%	17,2%	3,4%	3,4%
Retired	22,7%	29,9%	18,6%	13,1%	15,7%
Housekeeper, unemployed, without occupation	13,2%	20,8%	34,0%	7,5%	24,5%
High school student, university student	40,6%	31,2%	16,4%	3,1%	8,6%

To what extent do you agree with the statement that Romania's contribution, directly or indirectly, to the economic sanctions imposed on Russia is a right decision?



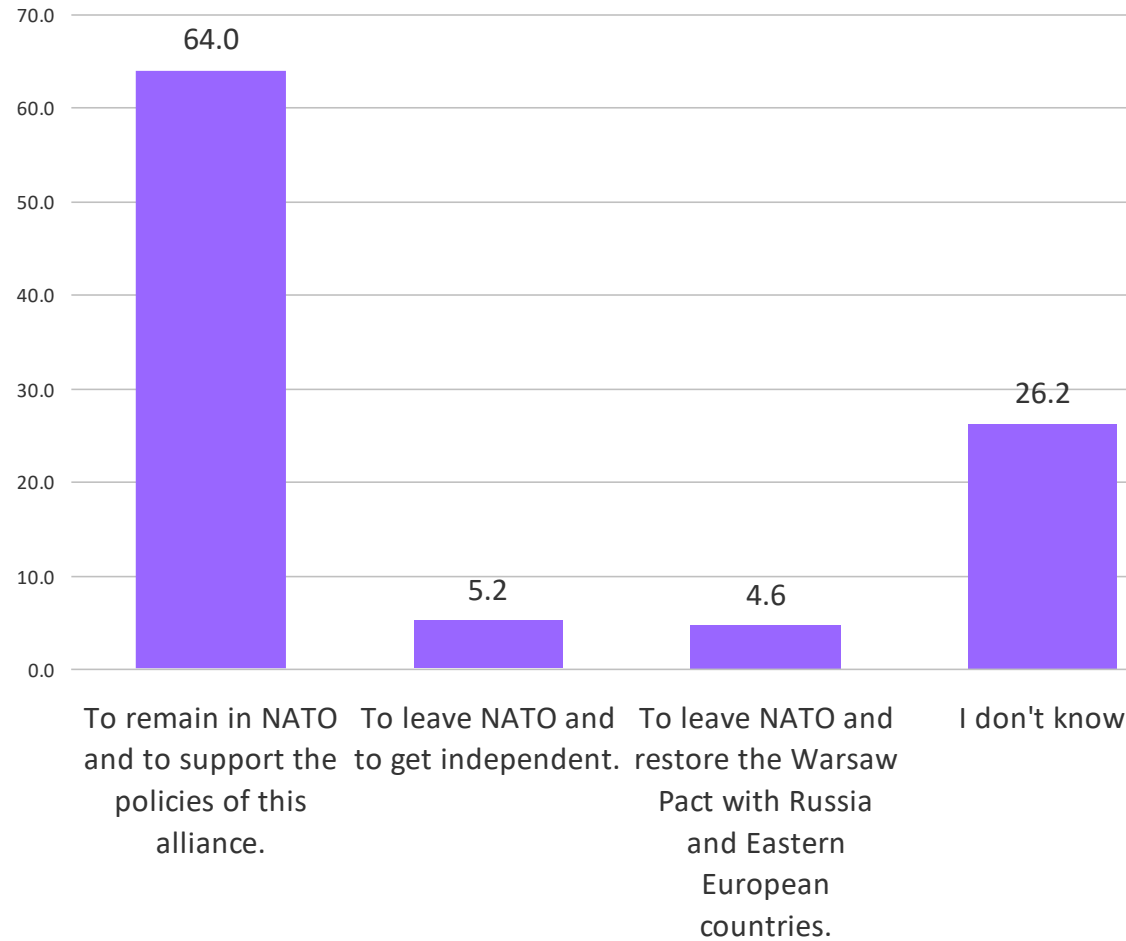
Region	I strongly agree	I largely agree	I agree somewhat	I do not agree because Russia will attack	I do not agree for other reasons
Bucharest-Ilfov	34,4%	37,5%	15,6%	6,3%	6,3%
Center (AB, BV, CV, HR, MS, SB)	14,8%	11,4%	15,9%	35,2%	22,7%
Northeast (BC, BT, IS, NT, SV, VS)	16,8%	36,1%	10,1%	16,0%	21,0%
Northwest (BH, BN, CJ, MM, SJ, SM)	22,1%	17,9%	49,5%		10,5%
Southeast (BR, BZ, CT, GL, TL, VN)	21,0%	17,0%	19,0%	6,0%	37,0%
South-Muntenia (AG, CL, DB, GR, IL, PH, TR)	25,0%	29,4%	18,0%	9,9%	17,7%
Southwest-Oltenia (DJ, GJ, MH, OT, VL)	11,0%	14,0%	53,0%	10,0%	12,0%
West (AR, CS, HD, TM)	20,7%	60,3%	3,4%	1,7%	13,8%
Residence					
Cities over 200,000 inhabitants	39,0%	28,6%	11,7%	7,8%	13,0%
Cities with 100,000-200,000 inhabitants	19,8%	43,2%	12,3%	8,6%	16,0%
Cities with 30,000-100,000 inhabitants	36,8%	14,0%	31,6%	12,3%	5,3%
Towns with less than 30,000 inhabitants	20,3%	32,9%	15,4%	7,3%	24,0%
Rural commune or village	16,6%	21,7%	29,1%	13,8%	18,9%
Sex					
Males	21,2%	33,7%	32,0%	3,7%	9,3%
Females	20,5%	22,4%	17,2%	15,5%	24,3%
Age Group					
18-29 years	31,4%	36,7%	18,1%	2,7%	11,2%
30-39 years	20,4%	15,1%	9,7%	18,3%	36,6%
40-49 years	11,4%	18,6%	25,7%	22,1%	22,1%
50-59 years	23,5%	24,7%	18,8%	10,6%	22,4%
60-69 years	11,3%	20,4%	34,9%	12,9%	20,4%
Over 70 years	24,9%	33,6%	21,6%	7,1%	12,9%
Education					
Elementary and middle school, vocational school	18,6%	31,8%	15,1%	14,6%	19,9%
High school and post-secondary school	21,1%	18,9%	32,2%	8,2%	19,6%
Higher education (bachelor, master, doctorate)	27,7%	36,1%	16,0%	8,4%	11,8%
Occupation					
State employee	13,3%	16,7%	23,5%	17,0%	29,5%
Private employee	30,1%	26,9%	20,4%	15,1%	7,5%
Farmer, agricultor	84,0%	12,0%		4,0%	
Business owner, entrepreneur	48,1%	40,7%	7,4%	3,7%	
Retired	16,8%	29,8%	26,9%	9,0%	17,6%
Housekeeper, unemployed, without occupation	13,5%	25,0%	21,2%	15,4%	25,0%
High school student, university student	25,4%	38,9%	20,6%	3,2%	11,9%

To what extent do you consider that Romania's participation in a potential "no fly" operation to ensure Ukraine's air security would be a right decision?



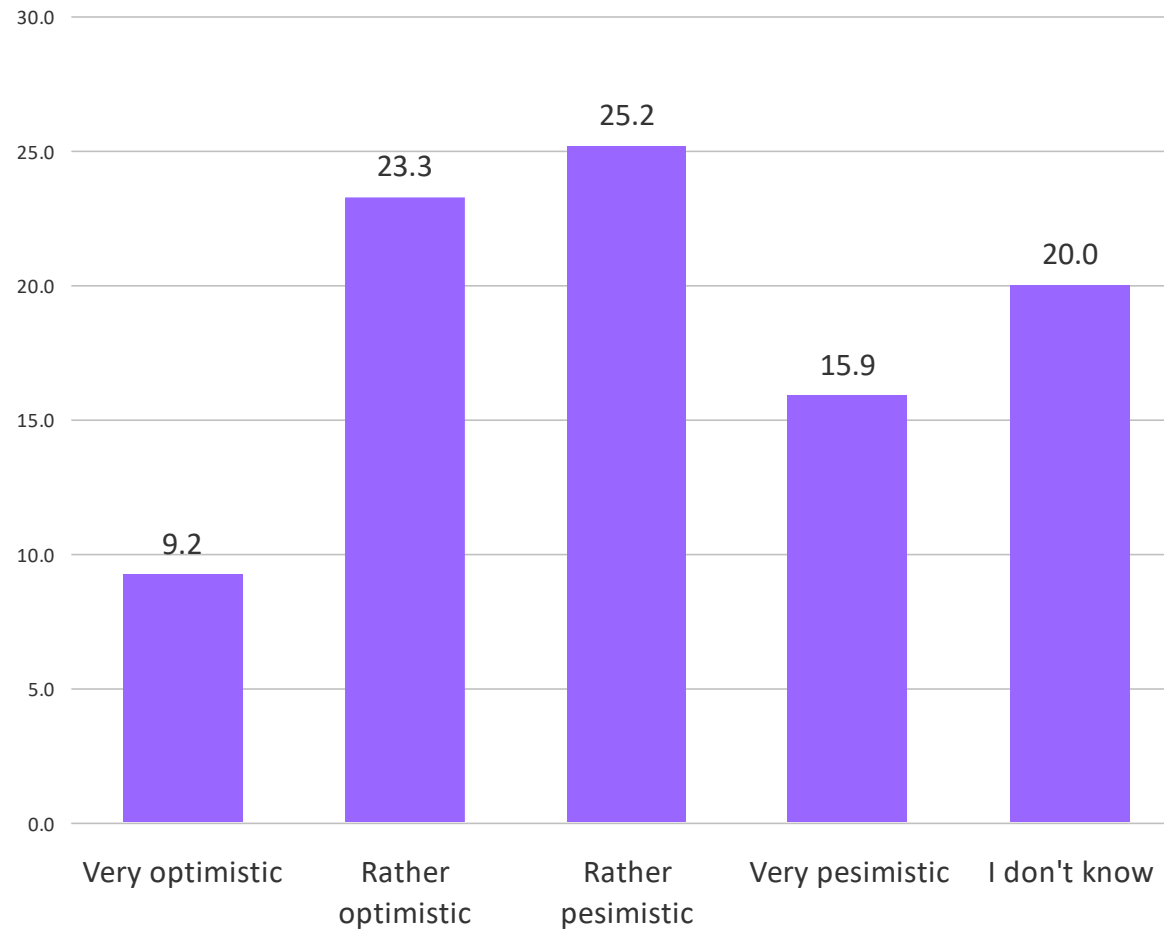
Region	În foarte mare măsură	În mare măsură	În mică măsură	Deloc pentru că Rusia ne va ataca	Deloc, din alte motive
Bucharest-Ilfov	32,3%	35,5%	19,4%	6,5%	6,5%
Center (AB, BV, CV, HR, MS, SB)	9,0%	15,7%	11,2%	30,3%	33,7%
Northeast (BC, BT, IS, NT, SV, VS)	14,4%	23,7%	22,0%	20,3%	19,5%
Northwest (BH, BN, CJ, MM, SJ, SM)	20,0%	27,4%	16,8%	26,3%	9,5%
Southeast (BR, BZ, CT, GL, TL, VN)	22,0%	13,0%	20,0%	11,0%	34,0%
South-Muntenia (AG, CL, DB, GR, IL, PH, TR)	24,7%	27,0%	7,8%	23,0%	17,4%
Southwest-Oltenia (DJ, GJ, MH, OT, VL)	12,1%	2,0%	60,6%	9,1%	16,2%
West (AR, CS, HD, TM)	8,5%	54,2%	10,2%	15,3%	11,9%
Residence					
Cities over 200,000 inhabitants	38,5%	23,1%	20,5%	9,0%	9,0%
Cities with 100,000-200,000 inhabitants	22,2%	40,7%	13,6%	9,9%	13,6%
Cities with 30,000-100,000 inhabitants	25,9%	10,3%	37,9%	13,8%	12,1%
Towns with less than 30,000 inhabitants	24,3%	32,0%	9,3%	11,3%	23,1%
Rural commune or village	11,3%	17,7%	21,3%	28,7%	21,1%
Sex					
Males	21,1%	25,6%	23,4%	19,7%	10,1%
Females	17,6%	21,9%	15,3%	20,0%	25,2%
Age Group					
18-29 years	28,2%	30,3%	26,1%	3,7%	11,7%
30-39 years	16,3%	19,6%	5,4%	22,8%	35,9%
40-49 years	8,5%	19,9%	22,7%	22,0%	27,0%
50-59 years	15,5%	21,4%	17,9%	20,2%	25,0%
60-69 years	10,7%	13,4%	22,5%	33,2%	20,3%
Over 70 years	26,1%	29,9%	11,6%	19,9%	12,4%
Education					
Elementary and middle school, vocational school	19,7%	24,6%	12,4%	21,9%	21,4%
High school and post-secondary school	17,2%	19,9%	24,8%	18,7%	19,4%
Higher education (bachelor, master, doctorate)	20,8%	31,7%	16,7%	17,5%	13,3%
Occupation					
State employee	8,7%	12,5%	25,7%	20,4%	32,8%
Private employee	26,1%	25,0%	23,9%	16,3%	8,7%
Farmer, agricultor	8,0%	12,0%	4,0%	76,0%	
Business owner, entrepreneur	40,7%	40,7%	11,1%	7,4%	
Retired	22,9%	27,2%	9,0%	23,8%	17,1%
Housekeeper, unemployed, without occupation	9,6%	19,2%	28,8%	17,3%	25,0%
High school student, university student	25,3%	22,0%	25,3%	2,0%	11,8%

What do you think is the best solution for Romania?



Region	To remain in NATO and to support the policies of this alliance.	To leave NATO and to get independent.	To leave NATO and restore the Warsaw Pact with Russia and Eastern European countries.	I don't know
Bucharest-Ilfov	71,9%	3,1%	6,3%	18,8%
Center (AB, BV, CV, HR, MS, SB)	69,7%	4,5%	2,2%	23,6%
Northeast (BC, BT, IS, NT, SV, VS)	42,9%	9,2%	14,3%	33,6%
Northwest (BH, BN, CJ, MM, SJ, SM)	85,3%	8,4%		6,3%
Southeast (BR, BZ, CT, GL, TL, VN)	64,0%	7,0%	6,0%	23,0%
South-Muntenia (AG, CL, DB, GR, IL, PH, TR)	60,9%	3,5%	3,5%	32,1%
Southwest-Oltenia (DJ, GJ, MH, OT, VL)	71,7%	3,0%	2,0%	23,2%
West (AR, CS, HD, TM)	80,0%	20,0%		
Residence				
Cities over 200,000 inhabitants	82,1%	3,8%	5,1%	9,0%
Cities with 100,000-200,000 inhabitants	76,8%	11,0%	2,4%	9,8%
Cities with 30,000-100,000 inhabitants	80,7%	1,8%	3,5%	14,0%
Towns with less than 30,000 inhabitants	71,3%	2,4%	,4%	25,9%
Rural commune or village	57,2%	5,7%	6,8%	30,3%
Sex				
Males	73,2%	5,9%	8,5%	12,4%
Females	62,0%	4,3%	1,7%	32,0%
Age Group				
18-29 years	79,9%	6,9%	4,2%	9,0%
30-39 years	50,0%	15,2%	2,2%	32,6%
40-49 years	63,1%	9,9%	,7%	26,2%
50-59 years	65,5%	1,2%	1,2%	32,1%
60-69 years	65,8%	2,7%	10,7%	20,9%
Over 70 years	63,9%		2,9%	33,2%
Education				
Elementary and middle school, vocational school	60,6%	5,0%	6,0%	28,4%
High school and post-secondary school	68,7%	5,1%	3,6%	22,6%
Higher education (bachelor, master, doctorate)	76,7%	3,3%	1,7%	18,3%
Occupation				
State employee	52,8%	6,4%	6,4%	34,3%
Private employee	81,3%	3,3%	4,4%	11,0%
Farmer, agricultor	88,0%		8,0%	4,0%
Business owner, entrepreneur	100,0%			
Retired	65,0%	1,7%	3,8%	29,5%
Housekeeper, unemployed, without occupation	57,7%	13,5%		28,8%
High school student, university student	79,5%	8,7%	3,9%	7,9%

How do you see the near future (the coming months and weeks)?



Region	Very optimistic	Rather optimistic	Rather pessimistic	Very pessimistic	I don't know
Bucharest-Ilfov	16,1%	29,0%	25,8%	19,4%	9,7%
Center (AB, BV, CV, HR, MS, SB)	15,6%	15,6%	13,3%	30,0%	25,6%
Northeast (BC, BT, IS, NT, SV, VS)	10,1%	26,9%	22,7%	16,0%	24,4%
Northwest (BH, BN, CJ, MM, SJ, SM)	19,1%	25,5%	39,4%		16,0%
Southeast (BR, BZ, CT, GL, TL, VN)	15,0%	26,0%	25,0%	11,0%	23,0%
South-Muntenia (AG, CL, DB, GR, IL, PH, TR)	4,4%	22,4%	16,3%	21,6%	35,3%
Southwest-Oltenia (DJ, GJ, MH, OT, VL)	2,0%	22,2%	56,6%	3,0%	16,2%
West (AR, CS, HD, TM)	13,6%	50,8%	23,7%	1,7%	10,2%
Residence					
Cities over 200,000 inhabitants	15,4%	37,2%	21,8%	6,4%	19,2%
Cities with 100,000-200,000 inhabitants	8,6%	34,6%	33,3%	7,4%	16,0%
Cities with 30,000-100,000 inhabitants	26,3%	29,8%	17,5%	10,5%	15,8%
Towns with less than 30,000 inhabitants	8,1%	33,6%	14,6%	12,6%	31,2%
Rural commune or village	7,4%	15,9%	30,8%	19,5%	26,3%
Sex					
Males	13,2%	30,1%	25,6%	13,0%	18,0%
Females	7,3%	21,8%	24,7%	16,2%	30,1%
Age Group					
18-29 years	13,3%	35,6%	22,3%	10,6%	18,1%
30-39 years	11,8%	15,1%	20,4%	26,9%	25,8%
40-49 years	14,3%	22,1%	22,1%	14,3%	27,1%
50-59 years	9,5%	22,6%	26,2%	13,1%	28,6%
60-69 years	9,6%	20,7%	36,7%	16,0%	17,0%
Over 70 years	2,1%	26,6%	21,2%	14,5%	35,7%
Education					
Elementary and middle school, vocational school	5,7%	23,9%	14,9%	23,6%	31,8%
High school and post-secondary school	12,6%	23,1%	33,0%	8,7%	22,6%
Higher education (bachelor, master, doctorate)	10,9%	35,3%	31,9%	7,6%	14,3%
Occupation					
State employee	5,7%	22,6%	26,8%	17,7%	27,2%
Private employee	29,3%	22,8%	16,3%	18,5%	13,0%
Farmer, agricultor	4,0%	16,0%	76,0%	4,0%	
Business owner, entrepreneur	37,9%	34,5%	20,7%	3,4%	3,4%
Retired	4,6%	22,3%	25,5%	16,2%	31,3%
Housekeeper, unemployed, without occupation	15,1%	15,1%	11,3%	22,6%	35,8%
High school student, university student	7,9%	42,5%	23,6%	5,5%	20,5%

Research Team

Marin Burcea, University of Bucharest - author of the sample and statistical processing

Gabriel Lătăianu, Queensborough Community College (City University of New York) - author of the questionnaire and of the introduction

Bruno Ștefan, Polytechnic University of Bucharest - coordinator of the team of interview operators

Interview operators (96 sundergraduate and master students from the Polytechnica University of Bucharest) who assisted people from all over the country in completing the online questionnaires.

Adelin Mihai	Ditoiu Florentin	Luchian Andrei-Ciprian	Oancea Maria Mirela
Alexandru Gabriela Teodora	Dragota Elena	Lungu Ioana	Pacionea Anemona Nicoleta
Alexandru Mihaela Florina	Drăgulin Ionuț Daniel	Luta Alexandra Denisa	Penescu Alessandra
Alexandru Patricia Simona	Dumea Marius	Maereanu Mihai	Popazu Roxana
Alexe Diana Larisa	Dumitrache Carmen Nicoleta	Manaila Ramona	Popescu Angela
Baciu Ana Maria	Dumitrescu Monica	Manole Anisoara	Rotaru Cristina
Bănescu (Ivașcu) Simona Elena	Dumitru Daniela	Manu Bianca	Samoila Anda Elena
Bărbuceanu Teodor	Echimescu Valeriu	Manu Manuela	Serbănescu (Pascu) Magdalena
Bibicu Bianca	Floroiu Flavian Ioan	Marinovici Grigore Alexandra Petruța	Sfetcovici Dragos
Botoc Marta Lois	Fortuna Elena	Mario De Mezzo	Smeu Alexandra Cristina
Bozienita Laurențiu	Gencarau Alexandra	Mistirian Raluca	Soroiu Sidonia Elena
Buche (Voicescu) Ramona Elena	Geodoiu Roxana	Mitica Paul Alexandru	Stanciu Alexandru Lucian
Bucur Valentin	Grigore Petrica Aurelian	Miu Andreea Iuliana	Stanciu George
Bujor Zinaida	Halip Filip Peter	Mohanu Gabriel	Stanciu Nicolae
Chirila Razvan	Herlo Dorin	Moraru Eduard	Tarlapan Mihai
Chiti Ioana	Huchitu Andreea Catalina	Mosoiu Patrick Alexandru	Tătaru Sabina
Ciobotaru Mihai	Ianc Daniela	Munteanu Mihai	Tirică Ana Maria
Ciuchi Oana Mariana	Ion Ion	Nan Alina Corina	Toma Alexandra
Costescu Paula	Ionescu Izabela Elena	Neagoie Carmen	Toma Costin-Laurențiu
Craciun Elena Daniela	Ionescu Monica	Niculae Ioana	Traicu Bogdan
Cretu Raluca Elena	Iordache Gabriel-Daniel	Niculescu Andreea	Tudor Andreea Denisa
Cucu Viorica	Iosif Elena Clara	Nistor Raluca	Tudorache David
Cuseac Sonia	Lehadus Alexandru	Niță Adina Alexandra	Vlad Daniela Andreea
Decuseara Magdalena	Leonte Raluca Gabriela	Niță Iuliana	Zanfiroaica Marina Lavinia

Research Coordinators:



Gabriel Lătăianu

Dr. Gabriel Lătăianu graduated from the Faculty of Sociology at the Jagiellonian University (Cracow, Poland), and obtained his PhD in Sociology from the Institute of Philosophy and Sociology of the Polish Academy of Sciences (Warsaw, Poland). Since 2007, he has taught numerous sociology and anthropology courses in Arizona, New Jersey, and New York. Between 2004 and 2010 he worked as a psycho-social counselor for refugee minors from Latin America in Phoenix, Arizona. Dr. Gabriel Lătăianu is currently an Assistant Professor of Sociology at Queensborough Community College (City University of New York), USA.
Phone: +1602.403.1226
Email: glataianu@qcc.cuny.edu



Marin Burcea

Dr. Marin Burcea graduated from the Faculty of Sociology, Psychology, and Pedagogy in 1993 and has been a doctor of sociology at the University of Bucharest since 2003. Between 1993-and 2009 he was a researcher at the Center for Urban and Regional Sociology - CURS, and from 2009 until now he has been an associate professor at the Faculty of Administration and Business of the University of Bucharest (Romania). Dr. Marin Burcea has extensive experience in the field of social research methodology, community development, and organizational sociology. He has been an expert in hundreds of national and international studies and projects that have focused on fundamental processes of the Romanian society, from the restructuring of industries and the socio-economic regeneration of mining areas to the integration of Romanian immigrants in Spain and Italy.
Phone: +40724.936.835. Email: burcea.marin@gmail.com



Bruno Ștefan

Dr. Bruno Ștefan graduated from the Faculty of Sociology, Psychology and Pedagogy in 1993 and has been a doctor of sociology from the University of Bucharest since 2005. Between 1991-1998 he was a researcher at the Independent Center for Social Studies and Surveys - CIS within the Group for Social Dialogue. In 1998, he set up the Social Research Bureau - BCS, first as a department within the PETROM Federation of Oil Trade Unions, and then as a non-governmental research organization, where he coordinated over 500 studies, surveys, focus groups and scientific projects. Currently Dr. Bruno Ștefan is an associate professor at the Department of Training for Teaching Career and Socio-Human Sciences of the Polytechnic University of Bucharest, where he has been teaching courses in sociology of organizations and managerial communication since 1993. Dr. Bruno Ștefan published 12 sociology books and hundreds of research reports.
Phone: +40723.364.739
Email: bruno.stefan.bcs@gmail.com

BCS – Short Introduction

Bureau for Social Research (Biroul de Cercetări Sociale -B.C.S.) is a sociological research institute that was established in February 1998 as a group of 8 independent sociologists and psychologists, part of the Independent Center for Social Studies and Surveys of the Social Dialogue Group where they had worked for the first years. In October 1999 it has been established as a non-profit non-governmental organization, managing to conduct several hundred social studies for clients so far such as PHARE and POSDRU programs of the European Union, MATRA Program of the Dutch Government, National Institute of Statistics, National Trade Union Bloc, Federation of Free and Independent Trade Unions PETROM, National Foundation of Young Managers, EURO <26 Association, Civil Society Foundation, numerous NGOs, municipalities, local and county councils, newspapers, televisions, news agencies, parties, and political candidates in local, parliamentary and presidential elections, etc.

In each of the researched fields studied (industry, trade unions, politics, interethnic relations, art, religion, habitat, public administration, media, etc.), BCS has so far produced significant results in helping the leaders of the organizations with which it collaborated to make rational and efficient decisions. With over 500 studies conducted in the 21 years since its establishment, BCS has established itself as one of the most active social research institutes in Romania in measuring human attitudes and behaviors. For a better understanding of human behavior and prediction of changes in social life, the BCS team collaborates with various institutes and professional organizations abroad, being present at numerous international scientific conferences and symposia.

For conducting public opinion polls, BCS has one of the oldest national networks of interview operators trained for many years during dozens of coordinated research in the Independent Center for Social Studies and Surveys within the Group for Social Dialogue (GDS). It has more than 400 interviewers, 80 of whom are permanent collaborators. In addition, due to the teaching positions held at various faculties, BCS researchers have been able to train large groups of students in the research undertaken so far. Our team had conducted sociological research in the 2000-2020 election campaigns, and the results presented to the press were confirmed by the reality of the polls. The Bureau for Social Research was the institute that best estimated the election results, and this is the main criterion for assessing the professionalism of a sociological research institute. The press highlighted the performance of BCS, our estimates being discussed in hundreds of articles in the print media and on television shows.

