

European flexicurity: concepts (operational definitions), methodology (monitoring instruments), and policies (consistent implementations)

Tangian, Andranik

Veröffentlichungsversion / Published Version

Arbeitspapier / working paper

Zur Verfügung gestellt in Kooperation mit / provided in cooperation with:

SSG Sozialwissenschaften, USB Köln

Empfohlene Zitierung / Suggested Citation:

Tangian, A. (2006). *European flexicurity: concepts (operational definitions), methodology (monitoring instruments), and policies (consistent implementations)*. (WSI-Diskussionspapier, 148). Düsseldorf: Wirtschafts- und Sozialwissenschaftliches Institut in der Hans-Böckler-Stiftung. <https://nbn-resolving.org/urn:nbn:de:0168-ssoar-315897>

Nutzungsbedingungen:

Dieser Text wird unter einer Deposit-Lizenz (Keine Weiterverbreitung - keine Bearbeitung) zur Verfügung gestellt. Gewährt wird ein nicht exklusives, nicht übertragbares, persönliches und beschränktes Recht auf Nutzung dieses Dokuments. Dieses Dokument ist ausschließlich für den persönlichen, nicht-kommerziellen Gebrauch bestimmt. Auf sämtlichen Kopien dieses Dokuments müssen alle Urheberrechtshinweise und sonstigen Hinweise auf gesetzlichen Schutz beibehalten werden. Sie dürfen dieses Dokument nicht in irgendeiner Weise abändern, noch dürfen Sie dieses Dokument für öffentliche oder kommerzielle Zwecke vervielfältigen, öffentlich ausstellen, aufführen, vertreiben oder anderweitig nutzen.

Mit der Verwendung dieses Dokuments erkennen Sie die Nutzungsbedingungen an.

Terms of use:

This document is made available under Deposit Licence (No Redistribution - no modifications). We grant a non-exclusive, non-transferable, individual and limited right to using this document. This document is solely intended for your personal, non-commercial use. All of the copies of this documents must retain all copyright information and other information regarding legal protection. You are not allowed to alter this document in any way, to copy it for public or commercial purposes, to exhibit the document in public, to perform, distribute or otherwise use the document in public.

By using this particular document, you accept the above-stated conditions of use.

**European flexicurity:
concepts (operational definitions),
methodology (monitoring instruments), and
policies (consistent implementations)¹**

Andranik Tangian

WSI-Diskussionspapier Nr. 148

October 2006

Dr. Andranik Tangian
WSI in der Hans-Böckler-Stiftung
Hans-Böckler-Straße 39
D-40476 Düsseldorf, Germany
Tel. +49 211 7778-0
Fax +49 211 7778-190
andranik-tangian@boeckler.de

WSI-Diskussionspapier (Print) ISSN 1861-0625
WSI-Diskussionspapier (Internet) ISSN 1861-0633
http://www.boeckler.de/pdf/p_wsi_diskp_148_e.pdf

Wirtschafts- und Sozialwissenschaftliches Institut
in der Hans-Böckler-Stiftung, Düsseldorf

¹ Paper at the *Expert meeting on flexicurity strategies and the implications of their adoption at the European level*, Lisbon, September 25, 2006. The author thanks Nadine Zeibig for reading the paper and useful comments.

Abstract

The notion of *flexicurity* promotes the idea of compensation of labour market deregulation (= flexibilization) with advantages in employment and social security. The paper contains a brief history of the concept and its operational definition. To monitor effects of flexicurity policies in Europe, flexicurity indicators are constructed. The European flexicurity policies are analyzed in the neo-liberal perspective, from the trade-unionist viewpoint, and within the conception of European welfare state. The empirical investigation shows that, contrary to political promises and theoretical considerations, the deregulation of European labour markets is absolutely predominating. A contradiction between several European employment policies is suggested to surmount by introducing a so called *flexinsurance*, meaning that the employer's contribution to social security should be proportional to the flexibility of the contract/risk of becoming unemployed in conjunction with elements of the basic minimum income model.

Keywords: flexicurity, labour market flexibility, social security, composite indicators.

JEL Classification:

C43 Index Numbers and Aggregation

C51 Model Construction and Estimation

J21 Labor Force and Employment, Size, and Structure

J26 Retirement; Retirement Policies

J65 Unemployment Insurance; Severance Pay; Plant Closings

J83 Workers' Rights

J88 Public Policy

Zusammenfassung

Das Konzept *Flexicurity* umfasst die Kompensation der Arbeitsmarktderegulierung (= Flexibilisierung) durch Fortschritte in der Beschäftigungssicherheit und sozialen Sicherheit. Um die Flexicurity-Politiken in Europa nachzuvollziehen, werden Flexicurity-Indikatoren entwickelt. Die europäischen Flexicurity-Politiken werden in der neo-liberalen Perspektive, vom gewerkschaftlichen Standpunkt und im Rahmen der Konzeption des europäischen Wohlfahrtsstaates analysiert. Die empirische Studie zeigt, dass entgegen politischer Versprechungen und theoretischer Betrachtungen die Deregulierung der europäischen Arbeitsmärkte absolut dominiert. Um den politischen Widerspruch zu beseitigen, wird eine so genannte Flexinsurance (= Flexicurity-Versicherung) vorgeschlagen. Der Beitragsanteil des Arbeitgebers zu den sozialen Kassen soll proportional zu der Flexibilität des Arbeitsvertrages und dem entsprechenden Risiko der Arbeitslosigkeit gebildet werden.

Stichwörter: Flexicurity, Arbeitsmarktflexibilität, soziale Sicherheit, zusammengesetzte Indikatoren.

Contents

Introduction 7

An idea of flexicurity 12

Definition: Flexicurity as flexibility–security trade-offs 13

Tracing flexicurity trade-offs with matrices 16

Monitoring flexicurity policies as trajectories in a vector space 19

Empirical investigation 1: Neo-liberal perspective..... 21

Empirical investigation 2: Trade-unionist viewpoint..... 26

Empirical investigation 3: Reference to the European welfare state 32

Discussion 1 (futuristic): Unconditional deregulation 36

Discussion 2 (political): Contradictions between EU policies and possible solutions 38

Discussion 3 (instrumental): Monitoring tools for flexicurity 42

Conclusions 43

Annex: Answers to the questions of organizers of the expert meeting in Lisbon 25.09.2006. 45

References 52

Introduction

The opening of financial markets in the 1970–1980s was thought to improve living standards in industrialized countries and to solve the poverty problem in the third world. Investments in countries with low labour costs promised cheap goods for consumers and high returns for investors. At the same time, the target countries were expected to profit from modern technologies and job creation. That was the theoretical starting point for the current globalization (World Bank 2002).

Since then living standards, even in the United States, have visibly improved exclusively for top earners (Krugman 2006), to say nothing of developing countries, where the poverty problem was not solved and inequality even increased (Stiglitz 2002). On the other hand, a legal opportunity of making foreign investments allowed European employers to make pressure on their governments to relax the restrictive employment protection threatening otherwise to continue moving jobs abroad.

As a result, a general flexibilization of employment relations is already adopted by the European Union as a means to enhance economic performance and to support sustainable development. Employers wish to share the burdens of competition with employees, and politicians seek to shift the responsibility for employment from the state to individuals. The solidarity is getting to be restricted to those who are unable to receive a sufficient income, and the adherents of the economically more competitive and socially more “hard” Anglo-Saxon model are becoming more influential.

In most of the post-war Europe, employment relations were regulated by rather constraining employment protection legislation and by collective agreements between employers and trade unions. The actual contradiction between the flexibilization pursued by employers and strict labour market regulation defended by trade unions makes topical the discussion on flexibilization and employment protection legislation with regard to economical performance and unemployment.

The advantages and disadvantages of labour market regulation/flexibility versus employment were investigated in the influential *Jobs Study* by the OECD (1994) and then by numerous scholars; for a review focusing on European welfare states as defined by Esping-Andersen

(1990) see Esping-Andersen (2000a–b). As concluded by Esping-Andersen (2000b, p. 99), "the link between labour market regulation and employment is hard to pin down". Under certain model assumptions, the same empirical evidence, that unemployment is practically independent of the strictness of employment protection legislation, was reported by the OECD (1999b, pp. 47–132). There are even cases when the same legislative changes caused different effects. For instance, the impact of almost equal deregulation measures on the use of fixed-term contracts "was sharply different" in Germany and Spain (OECD, 1999, p. 71).

At the same time, a good labour market performance under little regulation was inherent in the Anglo-Saxon model, that is, USA, Canada, United Kingdom, and Australia (OECD 1994, Esping-Andersen 2000a). The deregulation of labour market in the Netherlands, which had a different kind of economy, coincided with the "Dutch miracle" of the 1990s (Visser and Hemerijck 1997, Gorter 2000, van Oorschot 2000). A similar Danish practice in the background of "Eurosclerosis" (Esping-Andersen 2000a, p. 67) was successful as well (Björklund 2000, Braun 2001, Madsen 2004). All of these convinced some scholars and politicians of the harmlessness and even usefulness of labour market deregulation. It was believed that employment flexibility improved competitiveness of firms and thereby stimulated production, which in turn stimulated labour markets; for criticism on this viewpoint see Coats (2006).

The claims for flexibilization met a hard resistance, especially in countries with old traditions of struggle for labour rights. Wilthagen and Tros (2004, p. 179) reported with a reference to Korver (2001) that the *Green Paper: Partnership for a New Organisation of Work* of the European Commission (1997) "which promoted the idea of social partnership and balancing flexibility and security" got a very negative response from French and German trade unions, because "the idea of partnership represents a threat to the independence of unions and a denial of the importance of worker's rights and positions, notably at the enterprise level". The ILO published a report, concluding that "the flexibilization of the labour market has led to a significant erosion of worker's rights in fundamentally important areas which concern their employment and income security and (relative) stability of their working and living conditions" (Ozaki 1999, p. 116).

To handle the growing flexibility of employment relations with lower job security and

decreasing eligibility to social benefits, the notion of *flexicurity* has been introduced. Wilthagen and Tros (2004) ascribe its conception to a member of the Dutch Scientific Council of Government Policy, Professor Hans Adriaansens, and the Dutch Minister of Social Affairs, Ad Melkert (Labour Party). In the autumn of 1995 Adriaansens launched this catchy word in speeches and interviews, having defined it as a shift from job security towards employment security. He suggested compensating the decreasing job security (fewer permanent jobs and easier dismissals) by improving employment opportunities and social security.

For instance, a relaxation of the employment protection legislation was supposed to be counterbalanced by providing improvements to temporary and part-time workers, supporting life-long professional training which facilitates changes of jobs, more favorable regulation of working time, and additional social benefits. In December 1995 Ad Melkert presented a memorandum *Flexibility and Security*, on the relaxation of the employment protection legislation of permanent workers, provided that temporary workers got regular employment status, without however adopting the concept of flexicurity as such. By the end of 1997 the Dutch parliament accepted flexibility/security proposals and shaped them into laws which came in force in 1999.

The OECD (2004b, p. 97–98) ascribes the flexicurity to Denmark with its traditionally weak employment protection, highly developed social security, and easiness to find a job; see also Madsen (2004) and Breedgaard et al. (2005). Regardless of the priority in inventing the word *flexicurity*, both countries were recognized "good-practice examples" (Braun 2001, van Oorschot 2001, Kok et al. 2004) and inspired the international flexicurity debate. Although some authors still consider flexicurity a specific Dutch/Danish phenomenon (Gorter 2000), the idea spread all over Europe in a few years; for a selection of recent international contributions see Jepsen and Klammer (2004). At the Lisbon summit of 2000 the EU had already referred to this concept (Vielle and Walthery 2003, p. 2; Keller and Seifert 2004, p. 227, Kok et al. 2004), and after the meeting in Villach in January 2006 flexicurity became a top theme in the European Commission (European Commission 2006).

Although flexicurity is getting to be adopted as a European policy, there exists neither its "official" definition, nor even an unambiguous idea of it, to say nothing of monitoring

instruments (the first questions to be discussed at the governmental the *Expert meeting on flexicurity strategies and the implications of their adoption at the European level*, Lisbon, September 25, 2006, were just on definitions, that is, the policy to be adopted at the European level is still ill-defined). This study attempts to fill in this gap by operationally defining flexicurity, and applying this definition to quantitatively characterize three viewpoints: of neo-liberals, of European welfarism, and of trade unions. The flexicurity indices for European countries for the recent years are derived from several types of data available from the OECD, European Commission, and Eurostat. The factual rather than purely legislative situation is reflected by weighting institutional indicators with the variable size of employment and unemployment groups with different eligibility to social security benefits.

The results are not encouraging. Contrary to theoretical opinions and political promises, the current deregulation of European labour markets is not adequately compensated by improvements in social security. Flexibilization resulted in an increase of unemployment and in a disproportional growth of the number of atypically employed (= other than permanent full-time, like part-time, fixed-term) or self-employed (Eurostat 2005, Schmid and Gazier 2002, Seifert and Tangian 2006). After the flexicurity advantages/disadvantages have been accounted proportionally to the size of the groups affected, the factual trends turn out to be negative even from the viewpoint of neo-liberals, to say nothing of European welfarism and of trade unions. The reciprocity between the advantages/disadvantages is illusory, because gains are smaller than losses and winners are fewer than losers.

Thus the study warns against promoting flexicurity policies with no operational control and empirical feedback. To surmount negative effects, a so called *flexinsurance* is proposed, meaning that the employer's contribution to social security should be proportional to the flexibility of the contract/risk of becoming unemployed. Besides, elements of the basic minimal income model are suggested to resolve contradictions between some European policies, another obstacle for correctly implementing flexicurity. Finally, constraining financial markets might be necessary to keep labour market performance under control.

Section "An idea of flexicurity" introduces a simple definition of flexicurity with its static and dynamic versions.

Section "Definition: Flexicurity as flexibility–security trade-offs" develops the understanding

of flexicurity as a flexibility–security nexus.

Section "Tracing flexicurity trade-offs with matrices" describes Wilthagen and ILO matrices as instruments for tracing flexicurity trade-offs and explains both their advantages and disadvantages.

Section "Monitoring flexicurity policies as trajectories in a vector space" suggests an alternative way of tracing flexicurity policies which is free from the disadvantages inherent in matrix representations.

Section "Empirical investigation 1: Neo-liberal perspective" presents the results of empirically monitoring flexicurity policies of 16 European countries according to the neo-liberal conception, showing that the deregulation trends are absolutely prevailing.

Section "Empirical investigation 2: Trade-unionist viewpoint" outlines the inconsistencies of neo-liberal and trade-unionist viewpoints at flexicurity together with empirical findings under trade-unionist assumptions, showing a quite unsatisfactory development.

Section "Empirical investigation 3: Reference to the European welfare state" provides an empirical evidence from 22 European countries, showing a total decline of the European welfare state by the year 2004, contrary to the flexicurity concept.

Section "Discussion 1 (futuristic): Unconditional deregulation" enumerates different consequences of unconditional flexibilization of employment relations.

Section "Discussion 2 (political): Contradictions between EU policies and possible solutions" brings to light some contradictions between such European policies as "make work pay" and flexicurity and suggests a possible way to resolve them.

Section "Discussion 3 (instrumental): Monitoring tools for flexicurity" proposes to implement the prototype models of the paper in a computer system with a user-friendly updatable flexicurity internet page like the Eurostat's *New Cronos*.

Section "Conclusions" recapitulates the main statements of the paper.

Section "Annex: Answers to the questions of organizers of the expert meeting" contains answers to specific questions discussed at the *Expert meeting on flexicurity strategies and the implications of their adoption at the European level*, Lisbon, September 25, 2006.

An idea of flexicurity

To give an idea, flexicurity can be metaphorically characterized by analogy with the motto of Prague Spring 1968 "socialism with a human face":

Definition 1 (metaphorical) *Flexicurity is a flexibilization (= deregulation) of labour markets with "a human face", that is, compensated by some social advantages, in particular, for the groups affected.*

The main distinction captured by this simplified definition is that **flexicurity differs from unconditional deregulation in introducing compensatory measures in social security and employment activation**. Specific understandings (definitions) of flexicurity may depend on flexibilization steps suggested, tempo of deregulation, particular social advantages proposed, and estimates of their compensatory equivalence. **A consensus in balancing these factors is not a pure academic question but rather an issue for bargaining between governments, employers, and trade unions, similarly to collective agreements.**

One may also distinguish between *static* and *dynamic flexicurity*. A static characterization "flexicure country" means a weak labour market regulation combined with a generous social security and employment activation measures ("golden triangle"; see OECD 2004b, p. 97), as inherent in Denmark. A dynamic flexicurity relates not to a given state of a given country but to its flexibilization process compensated by some social advantages and activation programs, as inherent in the Netherlands. One can say that the Netherlands is not such a flexicure country as Denmark but pursues a more intensive flexicurity policy.

The definition above and the word "flexicurity" itself prompt the (static) *flexicurity-classification* of European countries with respect to levels of flexibilization and security shown in Table 1. "Flexicure" countries are those which labour market regulation is relaxed but social system is generous (Denmark, Finland). "Inflex-secure" countries have strict labour regulation and strong social security (the Netherlands, Norway, Sweden). "Flex-insecure" countries with flexible employment relations and relatively low social protection are represented by the United Kingdom. "Inflex-insecure" countries with a poor social security and strict labour market regulation are Spain, Portugal, and Czech Republic. A finer classification can be obtained if several levels of flexibility and security are considered.

Table 1. Static flexicurity classification of some European countries

Social security	Labour market regulation	
	Relaxed	Strict
Generous	Flexicure countries: Denmark Finland Switzerland	Inflex-secure countries Netherlands Sweden Norway
Poor	Flex-insecure countries United Kingdom	Inflex-insecure countries Spain Portugal Czech Republic

Definition: Flexicurity as flexibility–security trade-offs

A more comprehensible definition of flexicurity is due to Wilthagen and Tros (2004, p. 169):

Definition 2 (conceptual) *[Flexicurity is] a policy strategy that attempts, synchronically and in a deliberate way, to enhance the flexibility of labour markets, work organization and labour relations on the one hand, and to enhance security — employment security and social security — notably for weak groups in and outside the labour market on the other hand.*

It is emphasized (p. 170) that flexicurity is not "simply social protection for flexible work forces as Klammer and Tillmann (2001), Ferrera et al (2001) and many others tend to analyze it". According to Wilthagen and Tros (2004, p. 167), flexicurity policies aim at increasing the competitiveness of European economies by their further liberalization, attaining a compromise between employers, who seek for the deregulation of labour markets, and employees, who wish to protect their rights. It explicitly manifests itself in the description of flexicurity as a flexibility versus security trade-off (cf. with the word "deliberate" in the above definition); see Visser and Hemerijck (1997, p. 44), Wilthagen and Tros (2004, p. 171), Kronauer and Linne (2005), and Ramaux (2006).

Let us consider notions *Flexibility* and *Security* in some detail to better understand which trade is proposed. The *Flexibility* stands for a multivariate aggregate which, according to the OECD (1989, p. 13–20), includes:

- *External numerical flexibility (employment flexibility* by Standing 1999, p. 101–114;

numerical flexibility by Regini 2000, p. 16, *external quantitative flexibility* by Vielle and Walthery 2003, p.8) defined as the employer's ability to adjust the number of employees to current needs. In other words, it is the ease of "hiring and firing" which manifests itself in the mobility of workers between employers (external job turnover).

- *Internal numerical flexibility* (*work process* or *functional flexibility* by Standing 1999, p. 114–116; *temporal flexibility* by Regini 2000, p. 17, *internal quantitative flexibility* by Vielle and Walthery 2003, p.8) which is the employer's ability to modify the number and distribution of working hours with no change of the number of employees. It appears in shiftworking, seasonal changes in the demand for labour, weekend/holiday working, overtime and variable hours, see also Keller and Seifert (2004, p. 228).
- *Functional flexibility* (*job structure flexibility* by Standing 1999, p. 117–124; *internal-functional flexibility* by Keller and Seifert 2004, p. 228, *internal qualitative flexibility* by Vielle and Walthery 2003, p. 8), that is, the employers' ability to move their employees from one task or department to another, or to change the content of their work. It is reflected by the mobility of workers within enterprises (internal labour turnover), see also Regini (2000, p. 16).
- *Wage flexibility* (*flexible* or *variable pay* by Wilthagen and Tros 2004, p. 171), which enables employers to alter wages in response to changing labour market or competitive conditions. Typically, employers seek for applying individual performance-linked rewarding systems additionally to (or instead of) usual collective agreements independent of individual performance, see also Regini (2000, p. 16–17, 19–21).
- *Externalization flexibility* (*external functional flexibility* by Keller and Seifert 2004, p. 228; one of constituents of *job structure flexibility* by Standing 1999, p. 123; *external qualitative flexibility* by Vielle and Walthery 2003, p. 8, that is, the employers' ability to order some works from external workers or firms without employment contracts but with commercial contracts in such forms as distance working, teleworking, virtual organizations, and *entreploees*, that is, self-entrepreneurial activities, see Pongratz and Voß (2003).

The notion of *Security* also includes several issues. For instance, Standing (1999, p. 52) enumerates seven types of security. They are not all relevant to the flexicurity debate, like *labour market security* through state-guaranteed full employment in socialist countries. Within the debate Vielle and Walthery (2003, p. 18–19), following Dupeyroux and Ruellan (1998), focus the attention at compensatory functions of securities in case of unemployment, illness, advancing age, maternity, invalidity, as well as exceptional medical or family burdens (decommodification in the sense of Esping-Andersen (1990)). More specifically, Wilthagen, Tros and van Lieshout (2003, p. 4) restrict consideration to the following four types of security:

- *Job security (employment security* by Standing (1999, p. 52)), 'the certainty of retaining a specific job with a specific employer'. It is guaranteed by the protection of employees against dismissals and against significant changes of working conditions. This is the main subject of the employment protection legislation.
- *Employment/employability security (job security* by Standing (1999, p. 52)), the 'certainty of remaining at work (not necessarily with the same employer)'. It means the availability of jobs for dismissed and unemployed, corresponding to their qualification and previous working conditions. The employability of job seekers can be improved by life-long professional training which can be offered both by employers and by training programs within active labour market policies; see Keller and Seifert (2004, p. 235). Tros (2004, p. 5) also mentions *entreployees*, organization of firm-firm job pools, and facilities for work-work transitions.
- *Income (social) security*, the 'income protection in the event that paid work ceases'. Standing considers it more generally as protection of income through minimum wage machinery, wage indexation, comprehensive social security, including progressive taxation, provisions for old age (post-employment security by Keller and Seifert 2004, p. 236–238), etc.
- *Combination security* (not considered by other authors cited), "the certainty of being able to combine paid work with other social responsibilities and obligations. This last form of security cannot be traced back to the other forms of security". Tros (2004, p. 5) explains it further as a work-life balance, work-family balance, early flexible part-

time retirement, flexible working hours, and leave facilities.

Thus, a flexicurity policy is imagined as an increase in the five types of flexibility compensated by improvements in four types of security.

Tracing flexicurity trade-offs with matrices

Matrices like in Table 2 are often suggested "as a heuristic tool to trace flexicurity policies as specific trade-offs" (Wilthagen and Tros 2004, p. 171). The cells of the table show policy measures relevant to the intersecting types of flexibility and security. Some measures are multi-relevant, like *entreplooyees*, appearing at several row/column intersections. Such tables well illustrate the compound structure of *Flexibility* and *Security* but at a closer look fail to describe flexicurity trade-offs.

Firstly, there is no space for locating deregulation-only measures or purely security innovations. In particular, the Dutch Law on Flexibility and Security summarized in Table 3 (by the same authors) cannot be inscribed into Table 2. The Dutch Law consists of a number of items, each contributing either to flexibility, *or* to security. The cells of Table 2, on the contrary, combine certain types of flexibility *and* security simultaneously.

Secondly, Table 2 classifies policy measures into flexibility/security types instead of describing the flexibility/security compensation (trade-off). Such a simultaneous classification makes policy measures ambiguous (in favour of flexibility or security?) which, concealing the compensation issues, creates an illusion of a "deliberate" solution. Moreover, debits can be presented as credits following the proverb "Every cloud has a silver lining".

For instance, consider 'Firm-firm job pools' at the intersection of row External numerical flexibility and column Employment security. If it is a flexibility measure to "softly" dismiss workers (it stands in the row External numerical flexibility) then there should be an equivalent social compensation which is missed. If it is a security measure against easy dismissals (it stands in the column Employment security) then it is too weak because it provides poorer

Table 2. The matrix aimed at tracing flexibility versus security trade-offs with a flexicurity policy for older workers as given by Tros (2004)

	Job security	Employment security	Income security	Combination security
External numerical flexibility		Firm-firm job pools Facilities work-work transitions Older enterployees	Retirement arrangements	
Internal numerical flexibility	Part-time work Flexible retirement Part-time enterployees		Flexible retirement	Part-time retirement Flexible age (pre-pension) Flexible working hours Leave facilities
Functional flexibility	Education/training Adaptation in working hours/ tasks	Education/training Seniority/bridge works Job rotation Age-aware career and job structures		

Table 3. The Dutch Law on Flexibility and Security (extraction) from January 1, 1999, as given by Wilthagen and Tros (2004), which cannot be inscribed into Table 1

Flexibility	Security
<ul style="list-style-type: none"> • Adjustment of the regulation of fixed-term employment contracts: after 3 consecutive contracts or when the total length of consecutive contracts totals 3 years or more, a permanent contract exists (previously this applied to fixed-term contracts that had been extended once). • The obligation of temporary work agencies (TWA) to be in possession of a permit has been withdrawn. The maximum term for this type of employment (formerly 6 months) is abolished as well. • The notice period is in principle 1 month and 4 months at maximum (used to be 6 months). 	<ul style="list-style-type: none"> • Introduction of so-called presumptions of law which strengthen the position of atypical workers (regarding the existence of an employment contract and the number of working hours agreed in that contract); the existence of an employment contract is more easily presumed. • A minimum entitlement to three hours' pay for on-call workers each time they are called in to work. • Regulation of the risk of non-payment of wages in the event of there being no work for an on-call worker: the period over which employers may claim that they need not pay wages for hours not worked has been reduced to six months. • A worker's contract with a TWA is considered a regular employment contract; only in the first 26 weeks are the agency and the agency worker allowed a certain degree of freedom with respect to starting and ending the employment relationship. • Special dismissal protection has been introduced for employees engaged in trade union activities.

career opportunities than retaining the same job. If it is thought to combine flexibility and security then the degree of compensation should be indicated.

Another way of classifying (static) flexibility/security combinations has been used by Sperber (2006) with a reference to ILO (Auer 2005, Auer and Cazas 2002) and OECD (2004). Table 4 classifies countries with respect to two indicators: strictness of employment protection legislation (EPL) and of social protection (UIB —unemployment insurance benefits). Here, each matrix dimension represents *two grades of one indicator* rather than *several types of flexibility or security*. Besides, countries are specified with unemployment rate regarded as an evaluation measure of institutional arrangements (Blanchard 2004, OECD 2004). Other evaluation measures can be GDP growth (Pissarides 2000–2001, Blanchard 2006), job security (Auer and Cazas 2002), or some political criterion.

Table 4. Institutional arrangements and unemployment rate (Sperber 2006, referring to ILO)

Social security: UIB (unemployment insurance benefits)	Flexibility: Strictness of EPL (employment protection legislation)	
	Low	High
High	Denmark Employment protection 8 Social protection 27 Unemployment rate 4.4%	France Employment protection 21 Social protection 20 Unemployment rate 9.3%
Low	USA Employment protection 1 Social protection 3 Unemployment rate 4.0%	Japan Employment protection 14 Social protection 4 Unemployment rate 4.7%

Note that Table 4 is an advanced version of Table 1, displaying additionally quantitative measurements and the third dimension — the overall evaluation of countries in terms of labour market performance. On the other hand Table 4 is not appropriate for displaying several flexibility or security types as Table 2. Besides, Table 4 can be misleading, prompting that the less regulation the better (unemployment is lower), which is not applicable to all countries.

Thus, Wilthagen's matrix emphasizes the many-sidedness of flexibility and security but does not reflect flexibility/security compensation rates to trace trade-offs. The ILO matrix is aimed at flexibility/security evaluation but fails to operate on more than one flexibility and one

security dimension, and the flexibility/security evaluation can be tendentious.

Monitoring flexicurity policies as trajectories in a vector space

A practical instrument for tracing flexicurity policies should combine advantages of both representation tools given by Tables 2 and 4 and at the same time enhance the dynamic aspect of flexicurity. To obtain such a **monitoring instrument** make two dimensions of Table 4 to be continuous axes. The resulting two-dimensional plane is shown in Figure 1. The frontal horizontal axis *Strictness of EPL* displays the strictness of employment protection legislation measured in some conditional %. The strictness grows from left to right, implying flexibility at the left hand and rigidity at the right hand:

$$\text{Flexibility} = 100\% - \text{Strictness of EPL} .$$

The second axis *Security* shows the aggregated social security also measured in some conditional %. States of the society are depicted by points (vectors) in the two-dimensional plane *Strictness of EPL–Security*. Each country, being specified with two indicators, can be depicted as a vector in this plane.

If five types of flexibility and four types of security should be considered as in the Wilthagen matrix, then the horizontal axes in Figure 1 split into five flexibility and four security axes, respectively. The horizontal axes in Figure 1 can be regarded as aggregates of several dimensions.

In the given paper we consider but two main factors of flexicurity, *Strictness of EPL* and *Social (income) security*. Recall that the flexicurity debate originates from claims to relax the EPL which constrains the external numerical flexibility. Consequently, the *Strictness of EPL* can be regarded as an indicator of the *External numerical flexibility* which plays the key role in the debate. The strictness of EPL and generosity of social security benefits are often regarded as main regulators of labour markets (Blanchard and Tirole 2004).

To speak of a trade-off, one has to assume a social preference. A preference is usually represented by a utility function which takes greater values at more preferable points and remains constant at equivalent points joined into *indifference curves* (= trade-offs). The

indifference curves are but points of the same height at the utility hill; see Figure 1. The utility function implements the evaluation measure, and remaining at indifference curves means that a decrease in employment protection is "deliberately" compensated by an increase in social security.

For, instance, suppose that a country in 1995 and in 2000 is characterized by vectors $1995 = (EPL_{1995}, S_{1995})$ and $2000 = (EPL_{2000}, S_{2000})$, respectively. If the flexicurity policy is implemented correctly then the vector 2000 lies in the indifference curve through 1995 as in Figure 1. If vector 2000 lied in the red Pareto-worsening domain (more flexibility under no improvement in security) then it would mean that a deregulation-only policy takes place.

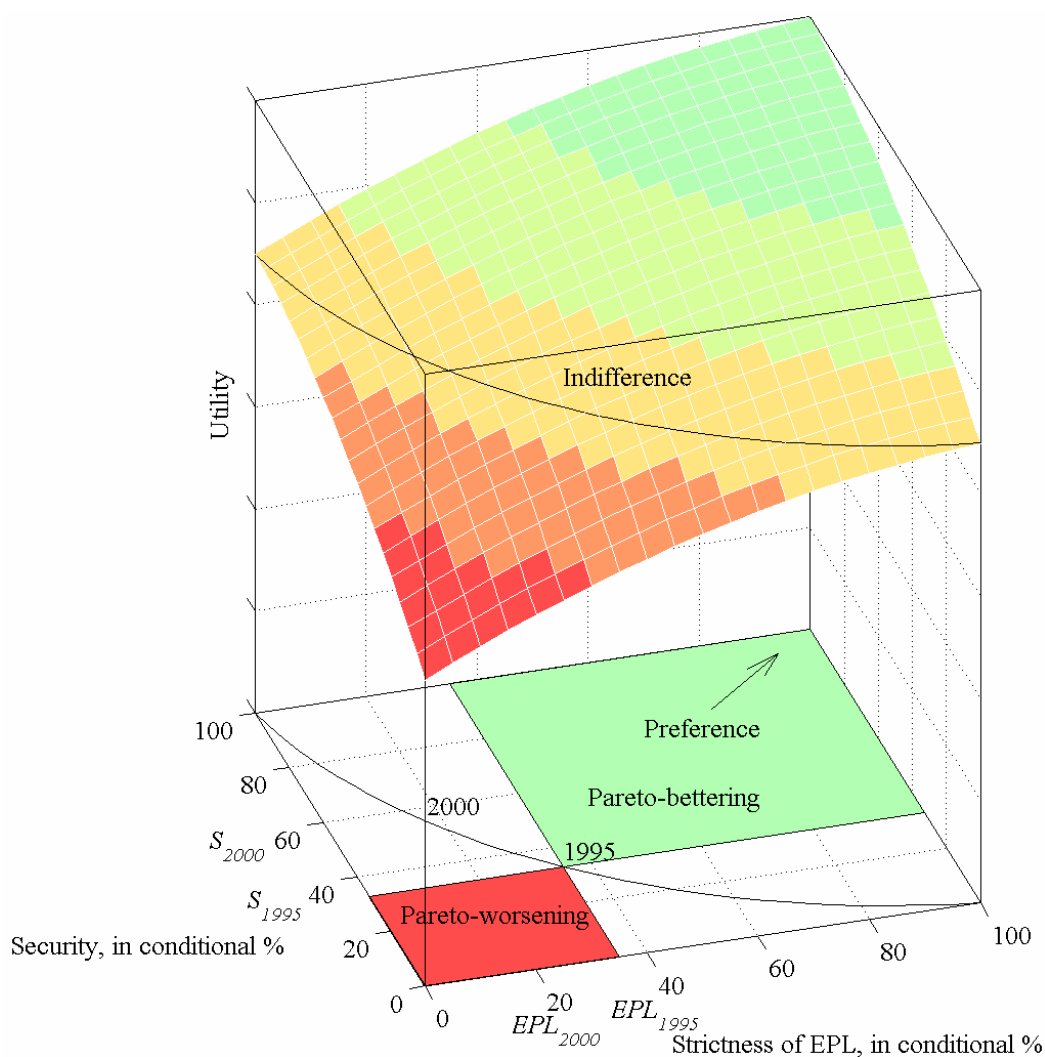
Such a representation allows us to introduce an operational definition of flexicurity.

Definition 3 (instrumental) *A "flexicure" country" is the one which vector is located close to the high flexibility–high security edge of the flexibility–security rectangle. Pursuing a flexicurity policy corresponds to a motion of the country's vector in the plane "Strictness of EPL–Social security" along an indifference curve of social utility towards lower strictness of EPL and higher social security ('North-West').*

This definition covers both static and dynamic aspects of flexicurity. Indifference curves incorporate the flexibility–security compensation rates. Since a vector space can have an arbitrary number of dimensions, several types of flexibility and security can be considered.

The social utility function can reflect different viewpoints with particular compensation rates (= trade-offs, as understood either by the EU, or by national governments, or by trade-unions), emphasize certain aspects of social protection, or it can be a macroeconomic indicator depending on both factors, like unemployment rate or GDP growth (Pissarides 2000–2001, OECD 2004, Blanchard 2004–2006). However, the agreement that flexibility must be compensated by security implicitly means that the more employment and social protection, the better (otherwise what is the compensation for?). In turn it implies that the Pareto-worsening and Pareto-bettering domains (directions of simultaneous deterioration and simultaneous improvement, respectively) are common to all countries, being independent of the shape of utility hill. This property is very important for our future analysis, since we do not know utility functions of European countries, which can be all different.

Figure 1. A flexicurity policy along a tradeoff 'Flexibility versus security'



Empirical investigation 1: Neo-liberal perspective

For modeling the neo-liberal viewpoint, we need first of all two empirical indicators of flexibility and security as they are understood by neo-liberals. For the labour market flexibility, use the OECD (1999b, 2004b) indicator "Strictness of employment protection legislation" (EPL) for evaluating permanent/temporary employment and the easiness of collective dismissals.

The OECD indicator is aimed at reflecting institutional EPL-levels. To trace actual policies

we have to reflect factual rather than intentional state of affairs. The employment protection is often conditioned by the employment status, for instance, permanently employed are generally better protected than temporary employed. Therefore, to estimate the national average, we take the weighted EPL-indicator with weights being proportional to the size of corresponding employment groups (yearly data on their size are available from Eurostat 2004). Thus the national indicator varies due to institutional changes (laws) and due to mobility between employment groups; see Tangian (2004a–b, 2005a) for details².

Define the second indicator, "Social security", basing on the OECD (2002b) summary of social security benefits; for the updated regulation see European Commission (2004). The OECD understands social security as a compound of five social security benefits:

- unemployment insurance,
- public pensions,
- paid sick leave,
- paid maternity leave, and
- paid holidays³.

The eligibility to the benefits depends on the country's laws and on the employment status (= adherence to employment groups), differing for different employment groups. For example, normally employed are better secured than atypically employed. If the first group is large and the second is small then the social security of the society is quite high. However, if the first

² To give an idea of the interaction of institutional and mobility factors consider an example. Suppose that there are two groups of unemployed, of highly aided who get 700 EUR a month, and of low aided who get 300 EUR a month, and that the groups constitute 90% and 10% of unemployed, respectively. Thus the national average is $700*0.9 + 300*0.1 = 660$ EUR/month. Let there be an institutional improvement, that is, all get 10% more aid, but at the same time, due to mobility between the groups, the first group is reduced to 50% and the second increases up to 50%. Then the national average is $770*0.5 + 330*0.5 = 550$ EUR/month, that is, contrary to the general institutional improvement by 10% the national average decreases due to mobility from 660 to 550 EUR/month, that is, by 16.6%.

³ Entitlement to paid holidays is usually not considered within the flexicurity debate. It is not quite logical. Securities are aimed at compensating income losses and exceptional medical and family burdens, including vacations. Therefore, no entitlement to paid holidays discriminates those flexibly employed who work few hours, under short-time contracts, or self-employed, which should be taken into account.

group is small and the second is large then, under the same jurisdiction, the social security level should be considered low. Therefore, the factual rather than institutional social security in a country is the weighted average indicator of social groups with the weights being proportional to their size (see also footnote 2).

Within the flexicurity debate, Klammer and Tillmann (2001, p. 514) and Hoffmann and Walwei (2000) provide a classification of employment types with respect to four dichotomic indicators:

- permanent/fixed-term,
- full-time/part-time,
- employed/self-employed, and
- in agriculture/not in agriculture.

For self-employed the discrimination between "permanent" and "fixed-term" is not relevant, and from $2^4=16$ employment groups it remains eight. Thus we obtain 8 employment groups in each of 16 countries, totally 128 groups⁴.

The idea of the composite indicator of social security is illustrated in Figure 2 for Germany. For each year, the relative size of an employment group is shown by the width of its color rectangle. The indices of five social security benefits are shown by thickness of five color layers, so that the social security level of the employment group is the height of the color rectangle. The black residual indicates the "deficit of security", lacking to attain the 100%-security. The national composite indicator of social security is weighted proportionally to the size of employment groups. In Figure 2 it is exactly the ratio of color area to the total rectangle of the year. For more details see Tangian (2004 and 2005a).

⁴ The authors cited consider no labour market outsiders as suggested by Wilthagen and Tros (2004). Respectively, we do not consider them here, also because flexicurity deals with the flexibility of *employment* relations.

Figure 2. Construction of Security indicator from five benefits for eight employment groups

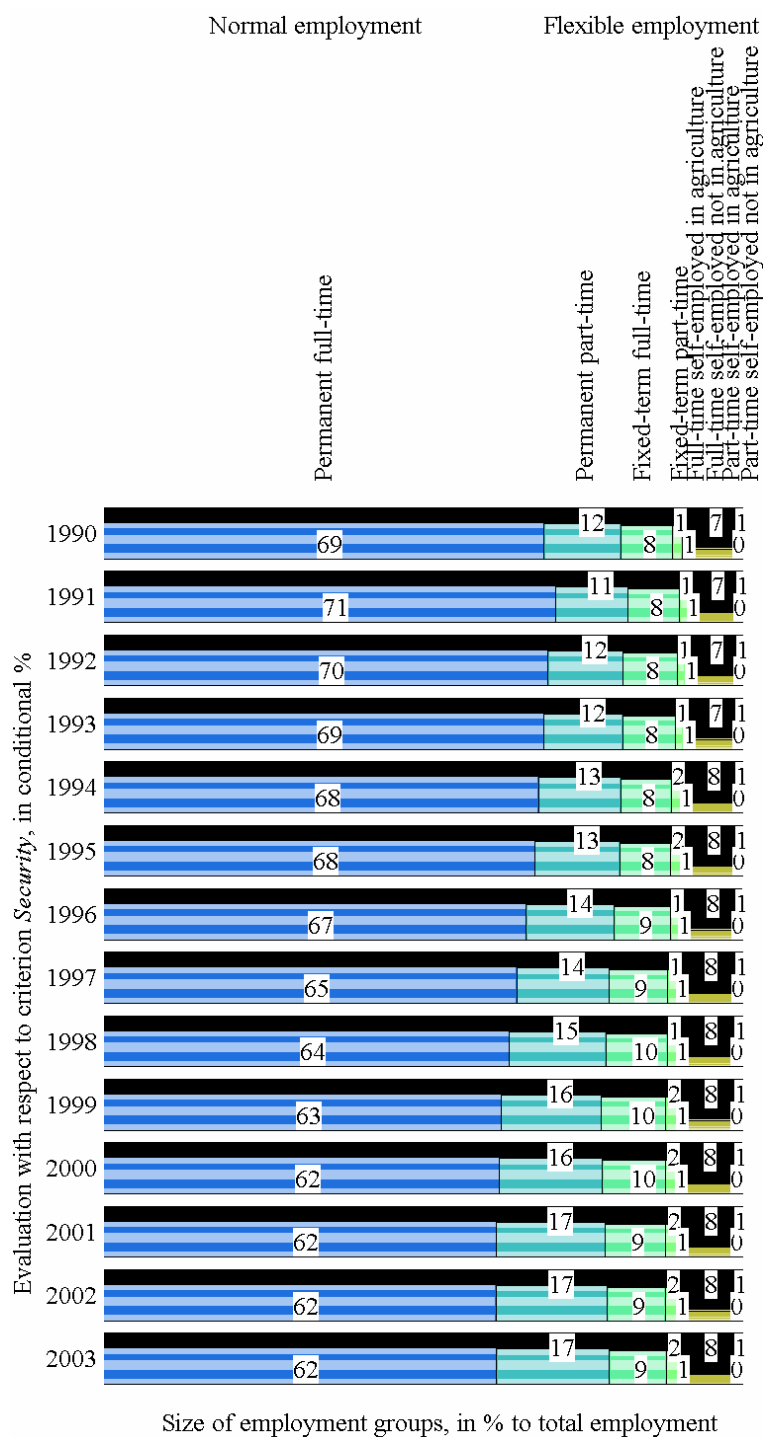
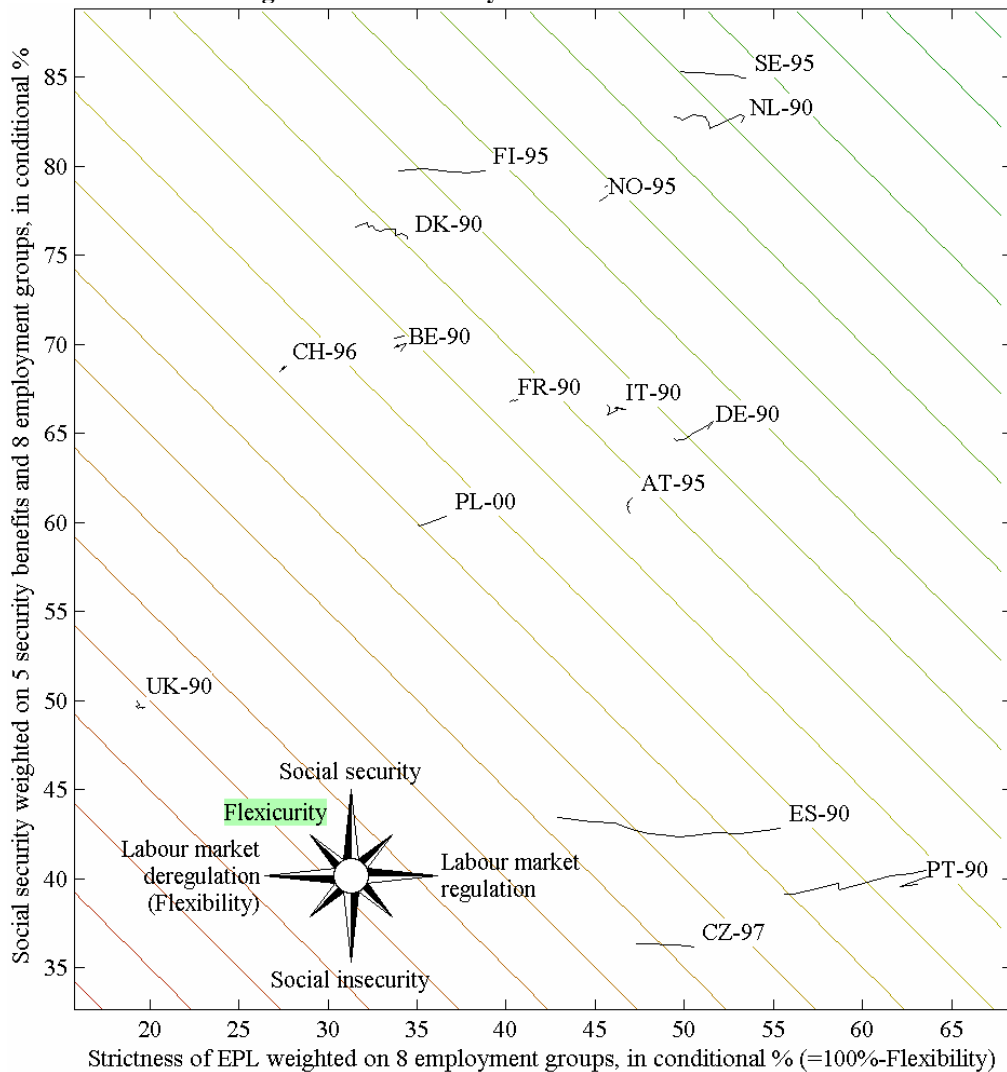


Figure 3. Flexibility-Security country trajectories for all employment groups (neo-liberal perspective) starting in different years (due to data availability) and all ending in 2003. The diagonals in the background conditionally show neo-liberal indifference lines



Thus the indicator of social security so constructed is sensitive both to institutional changes (laws) and mobility between employment groups with different eligibility to social security benefits.

As for country's social utility functions, it is not necessary to define them at the moment. Our main finding is that the country trajectories go into the Pareto-worsening domain (deregulation with no social security compensation), which location is independent of the shape of social utility function.

Figure 3 is a **map** of our policy space. It corresponds to the horizontal plane of Figure 1,

Strictness of EPL–Security. The **compass** in the bottom-left edge of Figure 3 shows the cardinal points. The indicators of strictness of EPL and of social security play the role of **navigation instruments**, with which the location of European countries in the policy space is determined. It allows us to trace their dynamical trajectories (up to the year 2003, starting however at different years, depending on data availability).

The *flexicure* countries with a high flexibility and a high security are located in the top-left corner (Denmark and Finland). The *inflexicure* countries with a low flexibility (= high *Strictness of EPL*) and a high index of *Security* are located in the top-right corner of the chart (Sweden and the Netherlands). The only outlier in the left-bottom corner with high flexibility and low social security indicator is the *flex-insecure* United Kingdom. The bottom-right corner is occupied by *inflex-insecure* countries with a strict employment protection legislation and relatively little advanced social security (Spain, Portugal, and Czech Republic).

The simplest social utility function $u = (\textit{Strictness of EPL} + \textit{Security})/2$ is shown by indifference lines. The social preference increases in the ‘North-East’ direction, decreases in the ‘South-West’ direction, and remains constant along the diagonal indifference lines. The pursuing a flexicurity policy means the direction of a country’s trajectory towards the ‘North-West’. It is inherent in Denmark in the 1990s and the Netherlands in the late 1990s, when the flexicurity debate was initiated. Since the exact slope of indifference curves is not known, it is unclear whether the flexibility-security compensation was ‘deliberate’, but at least a flexicurity development cannot be denied.

All directions between ‘West’ and ‘South’ correspond to Pareto-worsening for all imaginable social utility functions (no improvement in both factors—no compensation comes in question). Since, with the only short-time exceptions for Denmark and Netherlands, all trajectories are directed towards ‘South’, ‘South-West’, or ‘West’, **the deregulation-only policies are unambiguously prevailing, whereas the much promoted flexicurity is practically invisible.**

Empirical investigation 2: Trade-unionist viewpoint

According to the viewpoint so long discussed, the relaxation of the EPL required by employers can be equivalently compensated by better social security benefits to workers.

However, from the viewpoint of trade unions, first of all French and German, flexibilization of employment relations can be hardly compensated by social security benefits, and giving up labour rights for social advantages is not appropriate. Even if each particular compromise seems more or less fair, their succession can lead away from the social status quo and the employees can finally get nothing or very little for their pains. It can run as in the known tale about a man who exchanges a horse for a cow, then the cow for a sheep, and so on until he finds himself with nothing but a needle which he loses on the way home.

Trade unions doubt that better social guarantees can adequately compensate a higher *risk* to lose a job. Apply a simple logical argument. Assume that, indeed, an increment in the risk to lose a job can be compensated by an increment in social benefits. After a number of increments ("equivalent" exchanges), the risk grows into certainty, that is, loss of a job, with the living standard remaining intact. It implies a little motivation to work, resulting in a low employment incapable to cover high social expenditures. This contradiction disproves the equivalence of higher unemployment risks and higher social guarantees, so that the emerging disadvantages can be compensated only partially but never completely.

Besides, entrusting the workers' welfare to the welfare-giver, the state, is unreliable. Every political change may result in social cuts (as now in Germany). Employment protection, on the contrary, guarantees jobs and, consequently, a stable income even during recessions and political crises (Bewley 1999).

The next point is that non-benevolently changing jobs destroys career prospects. Each new employment means that one must begin from the start and establish oneself anew; it can be necessary to move to another place which complicates the family life.

The conception of flexicurity as proposed by neoliberals may look fair: one commodity (labour rights) is exchanged for another commodity (social security), and the exchange rate should be negotiated. The default is however that on the neoliberals' playing field, to which they invite, everything can be bought and sold (which is not always true!). This apparent natural prerequisite leaves trade unions with no chance to win. In a sense, it is suggested that workers' social health (= the right to remain at work) be exchanged for a treatment (= social care in the form of advanced social security benefits). In other words, give your working hand and get prosthesis instead. However: Can prosthesis, whatever its value, substitute a healthy

hand?

From the viewpoint of neo-liberals, flexicurity is a policy to reconcile employees with the actual labour market deregulation. The deregulation is thought to improve the competitiveness of European economy and to enhance the sustainable development. All of these are required to become economically more powerful.

From the trade-unionist viewpoint, the sustainable development is necessary as long as it improves living and working conditions *of employees*. If under "sustainable development" the worker's well-being is not enhanced and a better labour market performance (if any) is attained at the price of stress and lack of confidence in the future then the "sustainable development" can be put in question. Indeed: Do higher industrial productivity and competitiveness constitute the prime human goals? Why sustainable development is put beyond social values? In other words, is it more important to be economically rich rather than socially healthy?

There are also doubts in the social fairness of flexicurity. Every step towards a higher labour flexibility meets interests of employers. Business gets rid of restrictions, managers improve performance by rotating and squeezing personnel, and firms gain higher profits. All expenses are recovered by the state — costly reforms and additional social security benefits. Therefore, such a flexibilization scenario turns out to be a long-running indirect governmental donation to firms. Since the state budget originates from taxpayers, the employees are the ones contributing to the donation.

Finally, it is often emphasized that the flexicurity as a trade-off is advantageous for social beneficiaries. For employees it turns out that the already incomplete social security compensation for their labour rights is further reduced in favor of 'weaker groups' (otherwise, where to take resources from? In fact, all money paid to anybody is subtracted from somebody). Moreover, the compensation for employees in the form of social security looks as a charity rather than as a reward for their contribution to the national economy. This ethical nuance damages the civil image of employees, equalizing them to non-employed.

Therefore, trade unions are inclined to consider flexicurity as a measure to protect weak work forces but not at the price of charging other employees with disadvantages. The specificity of the trade-unionist viewpoint at flexicurity is reflected by the alternative definition below. It is

just the one criticized by Wilthagen and Tros (2004, p. 170):

Definition 4 (trade-unionist). [*Flexicurity is*] *social protection for flexible work forces, understood as "an alternative to pure flexibilization" (Keller and Seifert 2004, p. 226), and "to a deregulation-only policy" (Klammer 2004, p. 283); see also WSI (2000).*

Thus, the preference of trade unions is determined primarily by the strictness of EPL, and the second factor, security, is considered *ceteris paribus*, if only the first factor remains invariable; see Figure 4. The preference can be imagined as a staircase with floors being the EPL strictness levels and each flight of stairs being the full-range ascent along the social security scale. This type of preference is called *lexicographic* by analogy with a lexicon which words are ordered alphabetically letter-by-letter (here, by the strictness of EPL and then by the security level). The lexicographic preference has no indifference curves which degenerate into single points (Tangian 1991, p. 49–50). It means that a shortage of a high-priority factor cannot be compensated by any surplus of lower-priority factors.

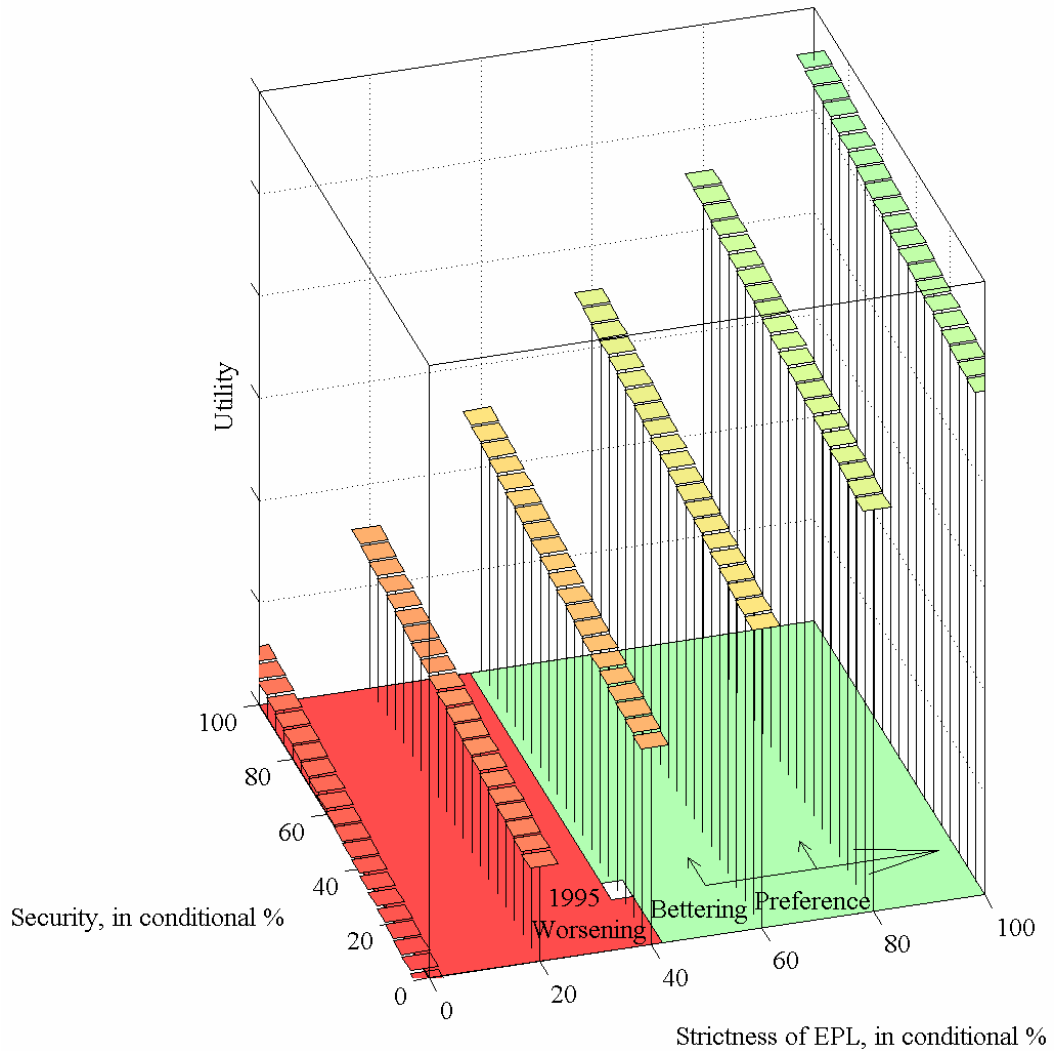
According to the trade-unionist concept of flexicurity, the focus should be made at improving the employment and social security of flexible workers. Figure 5 shows what happens at the market of flexible labour forces, separately of the market of regular employment.

The vertical indifference isolines relate to the first-priority component (EPL) in the trade-unionist lexicographic preference, showing that up-downward changes of security are not important. Any deviation of policy trajectory to the left is unfavorable for trade unions, and an upward increment is appreciated if only the horizontal increment is negligible.

In many cases this increase is not due to a better employment and social protection of flexibly employed. It often results from the increasing share of part-time and temporarily employed (the second and third groups in Figure 2) in the group of flexibly employed (groups 2–8 in Figure 2), where they have superior indices. More and more young people and women, entering labour market, sign part-time contracts, thereby reducing the share of normal employment (Austria, France, Belgium, Poland).

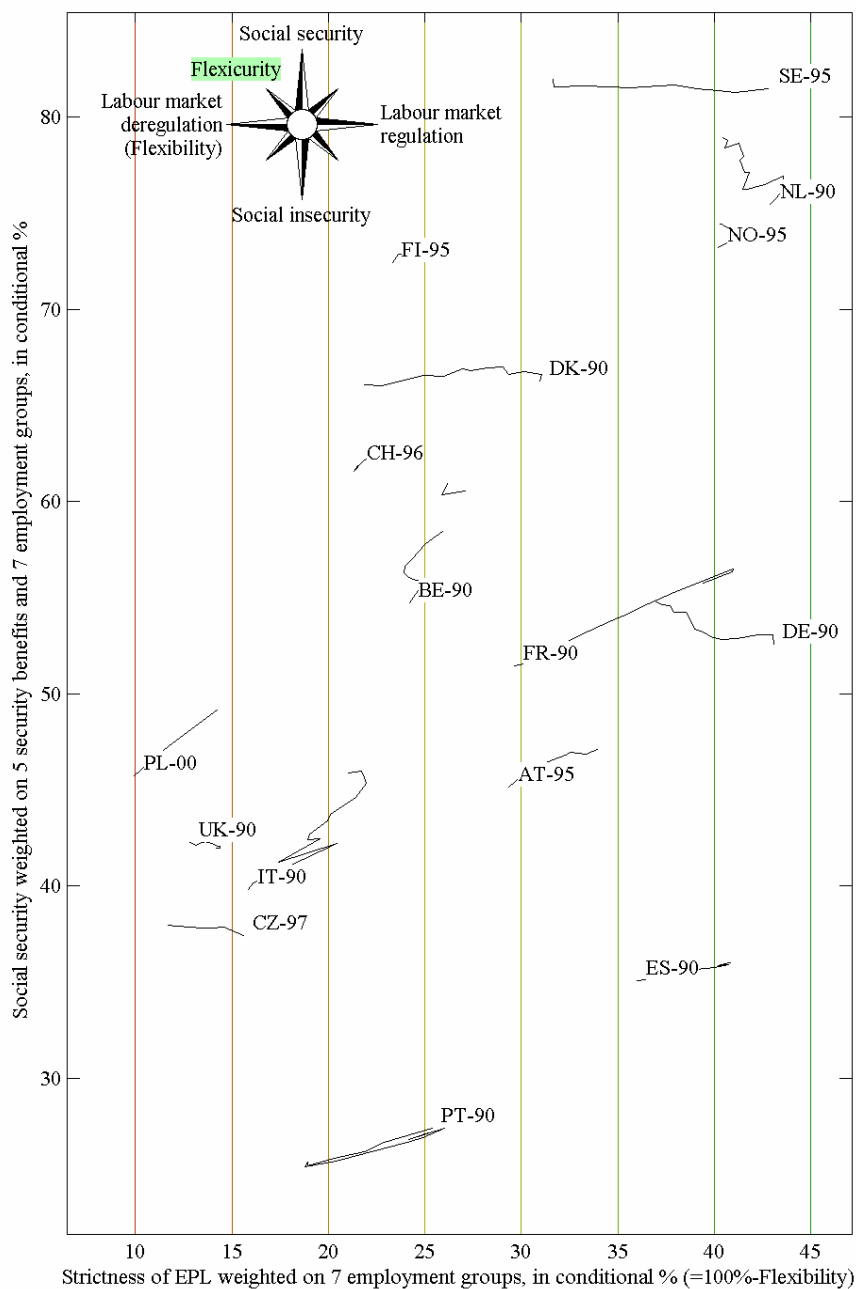
Another factor is the decreasing share of little secured self-employed since they close their business and become employees (France, Austria, Belgium). Thereby the share of better secured within flexibly employed increases and the average security indicator grows.

Figure 4. Lexicographic preference of trade unions with no trade-offs to follow



The greatest decline in social utility due to a decrease in the *Strictness of EPL* (we speak exclusively of flexibly employed!) is inherent in Sweden (from 42.8 to 31.6%), Denmark (from 31.0 to 21.9%), Germany (from 43.1 to 36.9%), Czech Republic (from 15.6 to 11.7%), the Netherlands (from 42.9 to 40.5%), and Portugal (from 25.4 to 24.9%).

Figure 5. Flexibility-Security country trajectories for flexibly employed only (trade-unionist perspective) starting in different years (due to data availability) and all ending in 2003. The verticals in the background show trade unions' indifference lines of first priority



In some countries the decline is caused by transitions between groups of flexibly employed. In Sweden the share of best-protected permanently part-time employed decreased from 18.3 to 14.1%, and in Denmark from 19.5 to 17.3%. In Czech Republic the share of well-protected permanent part-timers decreased not much (from 3.1 to 2.3%) but the share of self-employed, who are not protected by labour laws, increased (from 10.7 to 15.3%).

Some positive changes in the security indicator for flexibly employed should not be misinterpreted. Its growth is mainly due to the reduction of normal employment. It is not necessary to emphasize that such a trend does not make trade unions very happy.

The key problem is that social preferences of neo-liberals and trade unions more than just differ, they differ in the *type* of preference. The former have a hill-shaped utility with gradual ascents/descents in every direction. Trade-unions have a stair-like utility with gradual ascents/descents only along the ‘flight of stairs’ but with leaps in all other directions. The subject for bargaining— determining the slope of social trade-off—is questionable for trade unions whose preference has no indifference curves which might have a slope.

As mentioned by Wilthagen and Tros, (2004, p. 169): "some recent studies are pessimistic that appropriate trade-offs can be found between flexibility and security". The problem is in the very existence of trade-offs: "If these levels ... do not exist, negotiations and trade-offs are hard to envisage, because there is ‘no more/or less’ situation’" (Op. cit, p.181).

Empirical investigation 3: Reference to the European welfare state

The definition of flexicurity as a trade-off assumes a compensation of flexibilization by advantages in social security. From the viewpoint of European welfare state, the key stone of social security is income security aimed at compensating the loss of earnings and providing means of existence for those who do not work. Therefore, we have to evaluate the progress in income security and to judge, whether it compensates the actual deregulation of labour markets, as measured with the EPL-indicator of the OECD used in previous sections.

An evaluation of income security could be based on interviewing unemployed on their in- and out-of-work net income. However, even if such an interview could be performed, it is unlikely that unemployed provided accurate figures because of complicated tax and benefit interactions. Besides, a number of persons may refuse to answer questions on their income.

A possible solution is obtained with a (micro-) census simulating model which combines both empirical and institutional (= rule-based) and empirical (= statistical) features. It uses the OECD Tax-Benefit models (1998, 1999a, 2002a, 2004a, 2005) to normatively derive

individual answers of unemployed from their personal situations (age, family type, number of children, previous earnings, duration of unemployment). The goal is obtaining the net-income replacement rates (NRR) for unemployed persons, which is the previous-to-current net income ratio. The statistics of personal cases is available from Eurostat (2005). It is used to derive the national average NRR which shows the average degree with which social benefits compensate the loss of previous earnings; for details see (Tangian 2005b).

The analysis of national NRR-indicators for 22 European countries reveals that they attain some maximum during the period 1995–2003 and decrease by 2004, meaning “the good times are over”. This viewpoint is illustrated in Figure 6, showing the change of the national NRR by 2004 with respect to its maximum in some previous year. The bottom countries have the largest social security decline. The higher the country in the graph, the less the security decline.

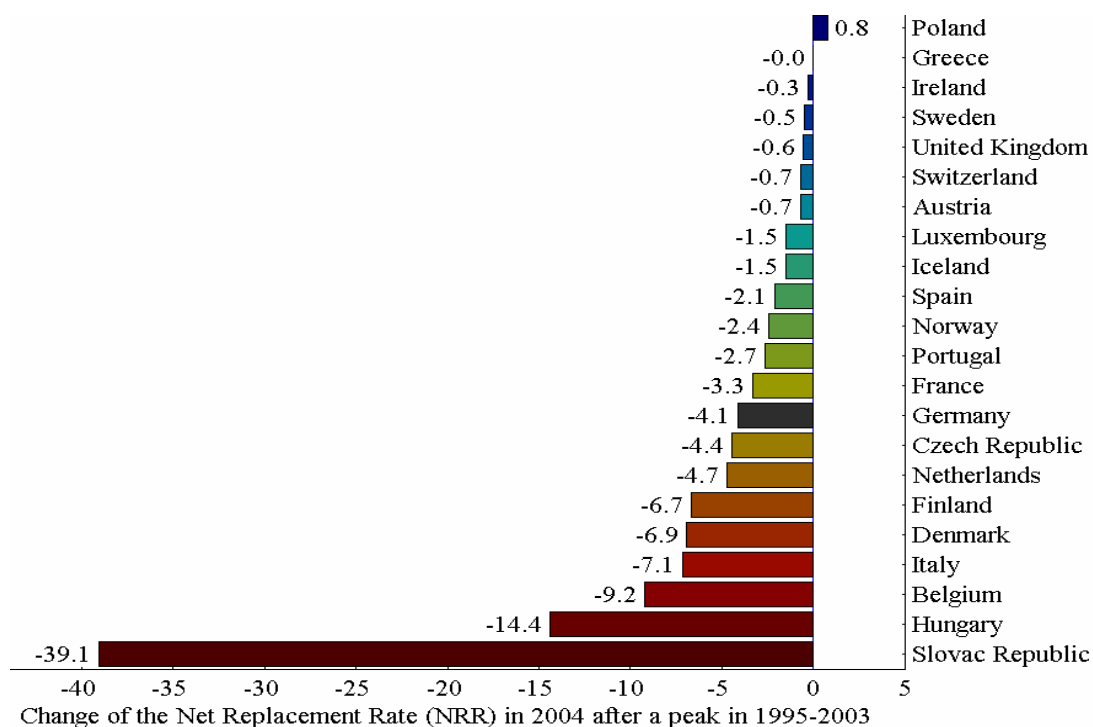
The only exception is Poland which exhibits a minor progress. However, the growth of Polish indicator by 0.8% occurs in the background of devaluation of the APW by 24% (Average production wage — used by the OECD and Eurostat as a reference of the national wage level). Without such devaluation, the Polish social system would decline by about 23%, so that the real position of Poland in Figure 6 should be at the bottom next to Slovak Republic.

What are the causes of the decline of European social security?

In many countries the actual decline of social security occurs under institutional improvements: “Contrary to the decline in benefit amounts seen in earlier period, payment rates were made more generous in several countries” (OECD 2004a, p. 116). Some countries considerably increased their benefits and some relaxed eligibility conditions. Indeed, as reported by Adema and Ladaique (2005, p. 12) the social expenditure in the OECD countries grows with the GDP and in certain years even more rapidly.

For instance, the dynamic of German institutional development is shown in Figure 7. Its six plots correspond to six levels of previous earnings: 40, 50, 67, 100, 150, and 200% APW.

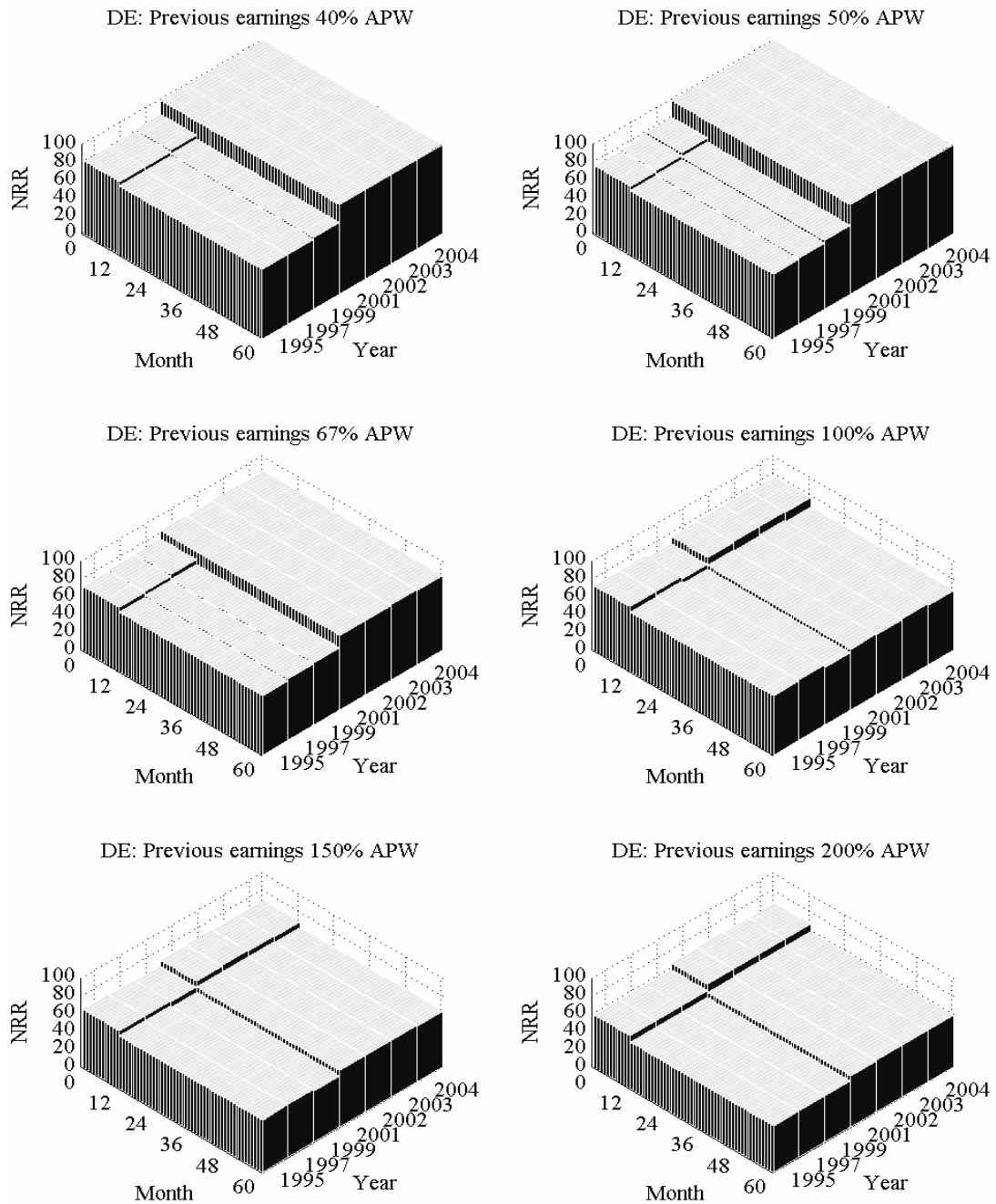
Figure 6. Decline of European social security by 2004 after the highest peak in 1995–2003 shown by reduction of national Net Replacement Rates (NRR). Source: Author’s Census-Simulating Model with the EuroStat Labour Force Survey data and OECD Tax-Benefit Models



Each plot is built from seven yearly curves. All the plots are computed with the OECD Tax-Benefit Models with no statistical data. The abrupt increase in the plot relief in 2001 indicates that social security benefits became more generous for all the six earning levels. At the same time Germany exhibits a decline of social security by 4.1% in Figure 6. A similar situation is inherent in many other countries; see similar plots for other European countries in (Tangian 2005b).

Since no institutional decline is generally observed, the only its cause is a change in personal situations. Recall that the personal situations are specified with family type (single, married couple with one earner, married couple with two earners, number of children), age, and employment parameters like previous earnings and duration of unemployment. According to Eurostat (2005), the dynamics of family types is not much changing in the recent years. The earnings do, but together with the GDP and social expenditure (Eurostat 2005).

Figure 7. Normative Net Replacement Rate (NRR) during 1–60 months of unemployment for one of 75 family situations (one-earner couple with 2 children, 40 year-old earner, 22 years working record) in Germany. Source: Author’s derivation from OECD Tax-Benefit models



The only explanations of the decline of European social security are longer periods of unemployment and shorter periods of employment which disqualify employees from high social benefits. These phenomena follow from the flexibilization of employment relations. Therefore, the **flexibilization results not only in employment insecurity but also in social insecurity**, reducing the NRR due to shorter employment periods.

In this relation, what can be said about flexicurity? As shown with the OECD indicator of strictness of EPL, the labour market deregulation is distinctly progressing. From the viewpoint of European welfarism, social security experiences a decline. Therefore, it cannot compensate the flexibilization as required by flexicurity.

Discussion 1 (futuristic): Unconditional deregulation

The Club of Rome foresees three scenarios of the world future with regard to overpopulation, shortage of resources, and ecological problems (Radermacher 2006a-b):

1. A big war with a drastic reduction of the world population (15% likelihood)
2. The rich benevolently sacrifice their excessive well-being to help the poor (35% likelihood)
3. The "brasilianization" of the world, meaning that the world population splits into a relatively small group of rich (people, countries) and a large group of poor (50% likelihood)

The contemporary development indicates rather at the third scenario (United Nations Development Programme 2002). As mentioned in Introduction, living standards, even in the United States, visibly improve exclusively for top earners (Krugman 2006), the poverty problem is not solved and inequality even increases (Stiglitz 2002). From this standpoint, the "sustainable development" is required to "meet the challenge of India and China" (Coats 2006, p. 5, 23, OECD 2005, p. 25, UK Presidency of the EU 2005), in other words, to protect the superiority of the rich over the poor. The sustainable development is not an objective aimed at supporting the European social model with flexibilization being an instrument, as declared by UK Presidency of the EU (2005), but rather an instrument itself for the goal which is not explicitly formulated. Indeed, if the European well-being was higher before the

"sustainable development", what is the latter for?

If economy is not an objective but an instrument of politics, and if the sustainable development with obligatory flexibilization is really intended to enhance the European social model then flexicurity should be implemented with clear social priorities. However, as follows from our empirical study, the situation is far from being satisfactory. It looks that at the moment flexicurity does not hold up to theoretical expectations and political promises. Instead of deliberate compensation of flexibilization by advantages in social security, the deregulation-only policy is absolutely prevailing. Let us outline briefly what may happen if the labour market deregulation in Europe will remain unconstrained and not sufficiently compensated by advantages in social security.

Career prospects. As already mentioned, flexible employment destroys career prospects. Indeed, each new job means a new start, often implying a starting salary, especially if an employee is little experienced in fulfilling new tasks. Thereby, a higher risk of interrupted employment under flexibilization, or changes of employer increases the risk of remaining at the bottom of professional hierarchy.

Individualism and climate at work. The enhanced mobility with frequent changes of working teams means the non-belonging to any collective. It results in an individualistic psychology with no solidarity. If earnings and competitiveness are becoming the only sense of life, the social climate at work can hardly be good and relations between colleagues are unlikely to be more than formal.

Loss of self-identification and destruction of civil society. Frequent professional reorientations inherent in flexible work lead to the loss of professional identity and of the feeling of social significance. People with no social self-identification can hardly bare social responsibility and are unlikely to constitute a civil society.

Family life. Income insecurity, mobility of the workplace, and individualistic psychology obviously complicate family life. If both partners are flexibly employed then the difficulties are multiplied. The frequent necessity of changing schools is not the best option for children either. Marriages which require settling down are little compatible with professional activities, and the marriage age grows correspondingly.

Demography. Lowering birth quotas caused by fewer marriages due to flexibilization can

create demographic problems. The percentage of aging population will grow, and the fraction of employable population will decrease. The decreasing contributions to social security will sharpen the deficit of retirement funds. On the other hand, the demand for labour force will grow. In turn, it can stimulate additional immigration with a number of social side effects.

Increasing inequality. Destroying career prospects of employees leads to the situation when an increasing fraction of population will be unable to get out of in-work poverty or to reach the middle-class standards. For instance, the actual German debate on poverty highlights 6.5 Mio-large underclass (Gammelin 2006, König 2006, Schmidt 2006). The society will likely fall into top and low classes with the middle class gradually disappearing. In a sense, the society will return to the clan organization with little transitions between them and drastic and sustained inequality.

Thus, we come back to the third scenario of the Club of Rome. If flexibilization will not be constrained and flexicurity will not be implemented appropriately, the European social model will not survive.

Discussion 2 (political): Contradictions between EU policies and possible solutions

Keeping the "apocalyptic visions" of the previous section aside, let us consider more specific and topical problems. Namely, there are several European policies which are inconsistent with each other:

European welfare policy which suggests certain living standards independently of employment. It assumes a stable labour market performance and is backed up by a strong social security system (Esping-Andersen 1990, Auer and Gazier 2002, Ramaux 2006).

Flexibilization of employment relations (3rd guideline for European Employment Strategy; see European Commission 2005) is aimed at improving the competitiveness of European economy and sustainable development. In particular, it means a relaxation of employment protection legislation. This relaxation contradicts to the employment security assumed in the conception of welfare state.

Flexicurity (European Commission 2006) The above mentioned contradiction is hoped to be

resolved by compensating the relaxation of labour protection by advances in social and employment security, imagined as a *flexicurity* trade-off.

Make work pay (8th guideline for European Employment strategy, European Commission 2005) is aimed at stimulating the unemployed to active labour market participation. Similarly to flexicurity, the “make work pay” policy is also a trade-off, but between the social protection and maximizing the gain from moving to work (OECD 2004, p. 92). The policy “make work pay” contradicts flexicurity, because it includes reductions of security benefits which, according to flexicurity, should be improved.

European policy of respecting civil society initiatives should be mentioned. It assumes a significant influence of non-governmental organizations on policy-making. In particular, the opinion of trade unions always played an important role in labour market regulation. In recent (neoliberal) discussions the role of trade unions and collective agreements is often put in question.

Besides, as follows from the very idea of trade-offs (compensation, that is, no possibility of simultaneous improvements), the policies enumerated contradict each other. Since they interact through the social security system, their consistency means the consistency with the social security. Or, the social security should be made consistent with the three policies.

The social security system has been developed for many decades. It is overcomplicated especially in interaction with the tax system, and it is quite difficult to change one of its elements without affecting others. The unprecedented decline of European social security in the background of institutional improvements shows that only a radical reform can make it actually efficient and resolve policy contradictions. It should be also realized that the level of social security reform should match the level of global changes in labour market regulation. Otherwise, there is a risk of following Saltykov-Shchzedrin's (1826–1889) satire "How to make an unprofitable enterprise profitable, not changing anything in it?"

A possible solution could be *flexinsurance* together with elements of the *basic minimum income model*.

The flexinsurance assumes that the employer's contribution to social security should be proportional to the flexibility of the contract (Tangian 2004b). It has the following advantages:

- A higher risk of atypical employees to become unemployed is compensated, and contributions to social security are made adequate.
- Progressive contributions motivate employers to hire employees more favorably, but without rigidly restricting the labour market flexibility.
- Flexinsurance can be a flexible instrument for "regulating the labour market deregulation" which ongoing adjustments (contributions to social security depending on the type of contract, quotas, severance pay, unemployment benefits) need no legislation changes but just administrative decisions.

Note that a kind of "firing insurance" (*Abfertigungsrecht*) has been already introduced in Austria in the form of individual saving accounts (OECD 2006, p. 99). However, their regulation is not conditioned by the type of contract.

The basic minimum income model assumes a flat income paid by the state to all residents regardless of their earnings and property status (Keller and Seifert 2005, p. 320). The traces of this model appear in some social security branches like child care allowances or old-age provisions. For instance, *Kindergeld* in Germany is paid to all parents. Some basic minimum options are practiced in Switzerland for retirement (Brombacher-Steiner 2000). In a sense, the conception of basic minimum income is incorporated in the minimum wage (Schulten et al 2006). The additional budget expenditures for the basic minimum income can be covered by

- flexinsurance,
- higher taxes of high-earners (to subtract the flat income), and
- funds released from reducing the number of civil servants currently working in social security (since the system becomes more simple).

The flexinsurance with the basic minimum income model make the European policies no longer contradictory. Let us see, how flexinsurance and basic income model contribute to each policy mentioned, and how the policies become consistent with each other.

European welfare policy. The basic minimum income model meets the concept of welfare state since it guarantees some unconditional living standards and discharges social tension.

Flexibilization of employment relations. Being no longer restricted by law, flexibilization is

but constrained by financial means within the flexinsurance. Such a constraint is much "softer" than rigid juridical prohibitions.

Flexicurity. The basic minimum income model means a significant progress in social security and therefore meets the idea of the flexicurity trade-off: "more security for more flexibility". At the same time, flexinsurance can "softly" regulate flexibilization to keep the situation at the flexicurity trade-off.

Make work pay. Since the basic minimum model guarantees statutory payments regardless of income, moving to work means a pure net profit. Therefore, there can be no situations when moving to work is little attractive due to losing out-of-work benefits. On the other hand, the lack of social benefits excludes their penalty cuts. The penalty measures of the policy "make work pay" are replaced by a more efficient benevolent motivation to work under the basic income model (cf. with A.Carnegie's "There is no way to force somebody to do something other than to make to wish it"). Thereby the "make work pay" policy gains from the measures proposed and becomes compatible with flexicurity.

Respecting civil society initiatives. Introducing flexinsurance means respecting the trade-unionist position on constraining the total deregulation of labour markets. Besides, the basic minimum income guarantees that unemployed do not accept any job offer, as intended by penalizing measures of the policy "make work pay", and thereby will not become "strike breakers" in the long-running trade union struggle for good working conditions and fair pay. Additionally, it should be emphasized that unifying employment regulation and social security norms will contribute to the European integration.

The last but not least factor in preserving the European welfare state is **constraining the openness of European financial markets**. In fact, easy foreign investments actually mean easily moving jobs from Europe to countries with cheap labour. Thereby, employers get a legal instrument to make pressure on European governments: "If you do not relax employment protection according to our requirements we shall move jobs to developing countries". Thereby, having liberalized finances, European governments paved the way to losing control over labour markets. It is known that the exit should be found where the entrance was. To get the control back, the financial markets have to be somewhat constrained. Certainly, if social priorities are respected sincerely and consistently.

Discussion 3 (instrumental): Monitoring tools for flexicurity

The contradiction between some European policies can hardly be eliminated as long as the situation remains out of operational control and empirical feedback. It can be said that flexicurity is a policy strategy with no map, navigation instruments or even a compass. If flexicurity strategies are on the agenda of the European Union, this gap should be filled in.

For this purpose, it is suggested to do the following

- Operationalize, that is, rigorously define and quantitatively characterize, several types of labour market flexibility and several types of security
- Adequately measure and reflect by indicators their progress with taking into account the mobility of employment groups with different employment protection legislation and eligibility to social security benefits
- Reveal flexibility-security trade-offs
- Compare the real progress of countries with the flexicurity trade-offs and with regard to approaching the "flexicurity edge" in the flexicurity charts
- Visualize the results and present them to European policy makers and broad public

The given paper suggests an example of operational approach to flexicurity and attempts to define a framework for further modelling. Other approaches are in no case excluded and should be regarded as complementary.

It might be reasonable to charge the European Commission with developing a monitoring environment with custom-defined output (similarly to the *New Cronos* internet page which outputs customized extractions from the Eurostat's *Labour Force Survey*). The variety of questions and output options is quite large, and making a preset output may be too restrictive for policy-makers and scholars. Such a project could be launched within the Joint Research Center of the EC and Eurostat.

On the other hand, some common guide-lines and target standards should be adopted by the European Union with a certain phases and transitional periods. The targeting and controlling assumes measurability and the existence of both relevant statistics and composite indicators. It might be reasonable to establish a EU monitoring group for pursuing flexicurity policies.

Finally, it should be emphasized that the success of flexicurity concept is not least due to the catchy word itself which is emotionally associated with two positively-sounded notions of flexibility and security, rather than being linked to the destructive "deregulation of labour markets". However, as shown by our study, it may be risky to rely only on emotions rather than on scientific rigor and empirical knowledge.

Conclusions

In spite of a visible roll-back of European social security from the level of the 1980s (Ramaux 2006), most empirical studies fail to detect its substantial decline (Pettersen 1995, Taylor-Gooby 1998, Roller 1999, Van Oorschot 1999, and Mau 2001). The focus made on governmental expenditures for social support (for references see Adema and Ladaïque 2005) is rather misleading because it does not take into account increasing living costs and flexibilization of employment relations with longer periods of unemployment and lower specific payoffs per capita/months. The illusion that social solidarity remains in force weakens the position of European welfarism and trade unions, making an impression that minor improvements are sufficient to adjust social security to current needs.

Thus we have operationally defined flexicurity policies as flexibility-security directed country trajectories along trade-offs in the flexibility–security vector space. Flexibility is estimated with the OECD indicator of strictness of employment protection legislation. Security is estimated in three ways, depending on the viewpoint. In the neo-liberal perspective, the social security indicator is derived from eligibility conditions to five social security benefits as given by the OECD. Under the trade-unionist viewpoint, the consideration is restricted to atypically employed. Within the conception of European welfare state, the social security indicator focuses on net income replacement rates of unemployed.

Unlike existing studies, the given article attempts to measure the level of social security with respect to the factual rather than institutional changes. In particular, all three models considered reduce the indicators to some national average values and show that institutional improvements do not compensate the growing size of disadvantageous social groups. A kind of debit-credit account shows that wins are smaller than losses and winners are fewer than losers. For instance, minor advantages for flexibly employed turn into great disadvantages for

regularly employed. It results in a negative general balance, so that the concept of flexicurity may not be holding up to its political promises and theoretical declarations.

A possible solution can be attained by *flexinsurance* — easily updatable regulation of labour market in the form of insurance of flexible labour — and basic minimum income model.

Besides their contribution to flexicurity implementation, they could solve some contradictions between actual European policies and between employers and trade unions. Constraining European financial markets could weaken the employers' pressure on European governments.

Annex: Answers to the questions of organizers of the expert meeting in Lisbon 25.09.2006

Conceptual and methodological questions

1. *What are the main differences between labour market de-regulation and flexicurity strategies?*

Flexicurity differs from unconditional deregulation in introducing compensatory measures in social security and employment activation (p. 12, after Definition 1).

2. *What are the main differences between flexicurity approaches and typical “active” welfare state policies?*

Flexicurity is driven by the flexibilization process. Therefore the advantages in social security are "not benevolent" for governments, as "active welfare state policies", but conditioned by the necessity to compensate the deregulation of labour market in a deliberate proportion (Definitions 1–2 in pp. 12–13).

3. *To what extent is it possible to agree on a consensual definition of the concept of “flexicurity”?*

General definitions are quite compatible (see the next paragraph). Specific understandings (definitions) of flexicurity may depend on flexibilization steps suggested, tempo of deregulation, particular social advantages proposed, and estimates of their compensatory equivalence.

A consensus in balancing these factors is not a pure academic question but

rather an issue for bargaining between governments, employers, and trade unions, similarly to collective agreements (p.12, after Definition 1).

How can we define it and which are its core dimensions?

Definition 1 (metaphorical, p.12) Flexicurity is a flexibilization (= deregulation) of labour markets with "a human face", that is, compensated by some social advantages, in particular, for the groups affected.

Definition 2 (conceptual, p.13) [Flexicurity is] a policy strategy that attempts, synchronically and in a deliberate way, to enhance the flexibility of labour markets, work organization and labour relations on the one hand, and to enhance security — employment security and social security — notably for weak groups in and outside the labour market on the other hand (Wilthagen 1998–2004).

Definition 4 (trade-unionist, p.29) [Flexicurity is] social protection for flexible work forces, understood as "an alternative to pure flexibilization" (Keller and Seifert 2004, p. 226), and "to a deregulation-only policy" (Klammer 2004, p. 283); see also WSI (2000).

Definition 3 (instrumental, linked to a specific graphic representation, p. 20) A "flexicure" country" is the one which vector is located close to the high flexibility–high security edge of the flexibility–security rectangle. Pursuing a flexicurity policy corresponds to a motion of the country's vector in the plane "Strictness of EPL–Social security" along an indifference curve of social utility towards lower strictness of EPL and higher social security ('North-West').

Principal flexibility and security dimensions (pp. 13–16):

- External numerical flexibility (ease of "hiring and firing")
- Internal numerical flexibility (variable working hours)
- Functional flexibility (mobility of workers within enterprises)
- Wage flexibility (pay on individual performance basis)
- Externalization flexibility (no employment but commercial contracts)
- Job security (retaining a specific job with a specific employer)
- Employment security (remaining at work)
- Income security (minimum wage, social security, old-age provisions)
- Combination security (compatibility of paid work with other activities)

4. *To what extent can a reduction of Employment Protection Law (EPL) be counterweighted by a reinforcement of active labour market policies (ALMP) and social protection policies (both being redefined in the light of activation principles) without producing an even greater imbalance of labour relations?*

The minimal basic income and flexinsurance, solving contradictions between actual European policies, operate as an activation policy, because the basic income makes any transition to work profitable (unlike the current policy "make work pay"), and at the same time as powerful employment and social protection measures. The flexinsurance contributes to cover higher social expenditures and to flexibly regulate employment relations (pp. 39–41).

5. *In countries with low EPL, which would be the main implications of the adoption of a flexicurity strategy, namely concerning ALMP and Social Protection Policies?*

A flexicurity strategy would imply an enhancement of the European social

model without however restricting the labour market flexibility. As a joint measure it will contribute to the European integration (pp. 39–41).

6. *Is it possible and desirable to create an European index of flexicurity?*

If flexicurity policies are on the EU agenda, one needs monitoring instruments. Their creation is possible, and the given paper suggests an example of operational approach (p. 42–43). Other approaches are in no case excluded and should be regarded as complementary.

7. *Given present constraints and possibilities, what is the margin left by the existing legal framework to political initiative in this domain at the European level?*

Launching flexinsurance and introducing elements of the basic income model can become instruments for flexibly regulating employment relations and social security. Minor improvements in social security in response to the global structural change in the labour markets are not relevant. It should be realized that the level of social security reform should match the level of changes in labour market regulation. We should not follow Saltykov-Shchedrin's (1826–1889) satire "How to make an unprofitable enterprise profitable, not changing anything in it?" (p. 39)

8. *What instruments should be created in order to launch a European integrated system to monitor the situation and progress of the 25 member-states in the development of flexicurity strategies?*

The approach discussed in this paper is exactly an attempt to operationally define flexicurity and to define a framework for further modeling. It is suggested to do the following (p. 42):

Operationalize, that is, rigorously define and quantitatively characterize, several types of labour market flexibility and several types of security enumerated in Question 3

Adequately measure and reflect by indicators their progress with taking into account the mobility of employment groups with different employment protection legislation and eligibility to social security benefits

Reveal flexibility-security trade-offs

Compare the real progress of countries with the flexicurity trade-offs and with regard to approaching the "flexicurity edge" in the flexicurity charts

Visualize the results and present them to European policy makers and broad public

It might be reasonable to charge the European Commission with developing a monitoring environment with custom-defined output (similarly to the New Cronos internet page which outputs customized extractions from the Eurostat's Labour Force Survey). The variety of questions and output options is quite large, and making a preset output may be too restrictive for policy-makers and scholars. Such a project could be launched within the Joint Research Center of the EC and Eurostat.

Political questions

9. *What are the main obstacles for the adoption, at the European level, of flexicurity strategies as a framework for (a) employment policies, (b) labour market regulation policies, (c) social protection policies?*

The main obstacle is the contradiction between European policies (pp. 38–41):

- European welfare policy
- flexibilization of employment relations

- flexicurity
- make work pay
- European policy of respecting civil society initiatives

10. Would it be necessary to promote changes in the European Employment Strategy in order to give adequate answers to these questions? If so, which should be the core points of such changes?

Yes, some corrections should be done. It relates mainly to the replacement of rigid Yes/no employment protection rules by smooth regulation of employment flexibility by adjustable progressive contributions to social security. The penalty measures of the policy "make work pay" should be replaced by a more efficient benevolent motivation to work under the basic income model; cf. with A.Carnegie's "There is no way to force somebody to do something other than to make to wish it" (p. 41).

11. Conversely, would it be necessary to change European social protection policies? If so, which should be the core points of such changes?

See the answer to Question 10

12. What other European instruments should be created to develop synergies between the national and the European Union levels in order to promote flexicurity strategies in the 25 member-states?

Some common guide-lines and target standards should be adopted with a certain phases and transitional periods. The targeting and controlling assumes measurability and the existence of both relevant statistics and composite

indicators. It might be reasonable to establish a EU monitoring group for pursuing flexicurity policies (p. 42).

References

- ADEMA, W., AND LADAIQUE, M. (2005) *Net Social Expenditure, 2005 Edition. More Comprehensive Measures of Social Support*. Paris, OECD Social, Employment and Migration Working Papers 29.
- AUER, P. (2005) *Protected mobility for employment and decent work: labour market security in a globalized world*. Geneva, ILO Employment Strategy Paper 1/2005.
- AUER, P., AND CAZES, S. (EDS.) (2002) *Employment stability in an age of flexibility. Evidence from industrial countries*. Geneva, ILO.
- AUER, P., AND GAZIER, B. (EDS.) (2002) *The Future of Work, Employment and Social Protection. The dynamics of change and the protection of workers*. GENEVE, ILO–IILS.
- BEWLEY, T.F. (1999) *Why Wages Don't Fall during a Recession*. Cambridge MA, Harvard University Press.
- BJÖRKLUND, A. (2000) Going different ways: Labour market policy in Denmark and Sweden. In: Esping-Andersen, G., and Regini, M. (Eds.) *Why Deregulate Labour Markets?* New York, Oxford University Press, 148–180.
- BLANCHARD, O. (2004) Designing labor market institutions. Memo, Cambridge MA, MIT and NBER. http://econ-www.mit.edu/faculty/download_pdf.php?id=927
- BLANCHARD, O. (2006) European unemployment: the evolution of facts and ideas. *Economic Policy.*, 21(45), 5–59.
- BLANCHARD, O., AND TIROLE, J. (2004) *The optimal design of unemployment insurance and employment protection. A first Pass*. NBER Working Papers 10443. <https://palm.nber.org/papers/w10443>
<http://www2.gsb.columbia.edu/faculty/JBoivin/paper/blanchard.pdf>
- BRAUN, T. (2001) Flexibilität und Soziale Sicherung in Dänemark unter besonderer Berücksichtigung von aktiver Arbeitsmarktpolitik und Weiterbildung. In: KLAMMER, U., AND TILLMANN, K. (EDS.) *Flexicurity: Soziale Sicherung und Flexibilisierung der*

- Arbeits- und Lebensverhältnisse*. Düsseldorf, Hans Böckler Stiftung, 637–677.
- BREDGAARD, TH., LARSEN, F., AND MADSEN, P.K. (2005) Opportunities and challenges for flexicurity — the Danish example, *Transfer*, 12 (1), 61–82.
- BROMBACHER-STEINER, M.W. (2000) Die Zweite Säule der Altersvorsorge in der Schweiz. In: FRIEDRICH-EBERT-STIFTUNG (HG.): *Rentenpolitik in Europa. Welches Modell wird zur Leitidee von Reformen*. Bonn, 93–102.
- COATS, D. (2006) *Who's afraid of labour market flexibility?* London, the Work Foundation.
<http://www.theworkfoundation.com/products/publications/azpublications/whosafraidoflabourmarketflexibility.aspx>
- DUPEYROUX, J.-J., AND RUELLAN, R. (1998) *Droit de la sécurité sociale*. Paris, Dalloz.
- ESPING-ANDERSEN C. (1990) *The Three Worlds of Welfare Capitalism*. Princeton, Princeton University Press.
- ESPING-ANDERSEN C. (2000A) Who is harmed by labour market regulations? Quantitative evidence. In: ESPING-ANDERSEN, G., AND REGINI, M. (EDS.) *Why Deregulate Labour Markets?* New York, Oxford University Press, 66–98.
- ESPING-ANDERSEN C. (2000B) Regulation and context: Reconsidering the correlates of unemployment. In: ESPING-ANDERSEN, G., AND REGINI, M. (EDS.) *Why Deregulate Labour Markets?* New York, Oxford University Press, 99–112.
- EUROPEAN COMMISSION (1997) *Green Paper: Partnership for a New Organisation of Work*, COM(97) 128, April 1997. http://europa.eu.int/comm/off/green/index_en.htm
- EUROPEAN COMMISSION (2004) *Mutual Information System on Social Protection (MISSOC)*.
http://europa.eu.int/comm/employment_social/missoc/2003/index_es_en.htm
- EUROPEAN COMMISSION (2005) *Adopted Employment Guidelines 2005–2008*.
http://europa.eu.int/eur-lex/lex/LexUriServ/site/en/oj/2005/l_205/l_20520050806en00210027.pdf
- EUROPEAN COMMISSION (2006) *Informal Council — Employment and Social affairs. Villach (19-21 January 2006)*
http://ec.europa.eu/employment_social/emplweb/news/news_en.cfm?id=115

- EUROSTAT (2004) *EuroStat Databases: NewCronos*. Luxemburg, European Communities.
www.europa.eu.int/comm/eurostat
- EUROSTAT (2005) *Labour Force Survey*. Luxemburg, European Communities.
www.europa.eu.int/comm/eurostat
- FERERA, M., HEMERIK, A., AND RHODES, M. (2001) The future of social Europe: Recasting work and welfare in the new economy. In: GIDDENS, A. (Ed.) *The Global Third Way Debate*. Cambridge, Polity Press, 114–133.
- GAMMELIN, C. (2006) Der lange Weg ins Nichts. *Die Zeit*, 19.10.2006 (No. 43), 28–29.
- GORTER, C. (2000) The Dutch Miracle? In: G. ESPING-ANDERSEN AND M. REGINI (EDS.) *Why deregulate markets?* New York, Oxford University Press, 181–210.
- HOFFMANN, E., AND WALWEI, U. (2000) *Erosion oder Renaissance der Normalarbeit?* IAB Kurzbericht, 16 (6.12.2000), Nürnberg. <http://doku.iab.de/kurzber/2000/kb1600.pdf>
- JESPER, M., AND KLAMMER, U. (EDS.) (2004) *Transfer*, 10 (2) (special issue "Flexicurity: Conceptual issues and political implementation in Europe").
- KELLER, B., AND SEIFERT, H. (2004): Flexicurity—the German trajectory, *Transfer*, 10 (2), 226–247.
- KELLER, B., AND SEIFERT, H. (2005): Atypical Employment and Flexicurity, *Management Revue*, 16 (3), 304–323.
- KLAMMER, U. (2004) Flexicurity in a life-course perspective, *Transfer*, 10 (2), 282–299.
- KLAMMER, U., AND TILLMANN, K. (2001) Flexibilität und Sicherheit in ausgewählten europäischen Ländern: Einführung. In: KLAMMER, U., AND TILLMANN, K. (EDS.) *Flexicurity: Soziale Sicherung und Flexibilisierung der Arbeits- und Lebensverhältnisse*. Düsseldorf, Hans Böckler Stiftung, 513–517.
- KÖNIG, J. (2006) Eine Arme Debatte, *TAZ (Die Tageszeitung)*, 18.10.2006, p. 3.
<http://www.taz.de/pt/2006/10/18/a0124.1/text>
- KOK, W., ET AL. (2004) *Jobs, Jobs, Jobs. Creating more employment in Europe*. Report of the Employment Task Force. Luxembourg, European Communities.

- KORVER, A. (2001) *Rekindling adaptability. Working Papers on Social Quality (1)*. Amsterdam, European Foundation on Social Quality.
- KRONAUER, M., AND LINNE, G. (Eds.) (2005) *Flexicurity. Die Suche nach Sicherheit in der Flexibilität*. Berlin, Sigma.
- KRUGMAN, P. (2006) Whining Over Discontent. *The New York Times*, September 8, 2006. <http://mparent7777.livejournal.com/12163627.html>
- MADSEN, P.K. (2004) The Danish model of "flexicurity". *Transfer*, 10 (2), 187–207.
- MAU, S. (2001) *Patterns of Popular Support for the Welfare State: A Comparison of the United Kingdom and Germany*. WZB Working Paper FS III 01-405. Berlin, WZB.
- OECD (1994) *Jobs Study, Parts I and II*. Paris, OECD.
- OECD (1998) *Benefit Systems and Work Incentives*. Paris, OECD.
- OECD (1999A) *Benefit Systems and Work Incentives*. Paris, OECD.
- OECD (1999B) *Employment Outlook*. Paris, OECD.
- OECD (2002A) *Benefits and Wages*. Paris, OECD.
- OECD (2002B) *Employment Outlook*. Paris, OECD.
- OECD (2003) *Taxing Wages: 2001–2002*. Paris, OECD.
- OECD (2004A) *Benefits and Wages*. Paris, OECD.
- OECD (2004B) *Employment Outlook*. Paris, OECD.
- OECD (2005A) *Benefits and Wages, free material: statistics, country specific files and tax/benefit models*. http://www.oecd.org/document/0/0,2340,en_2649_37419_34053248_1_1_1_37419,00.html
- OECD (2005B) *Employment Outlook*. Paris, OECD.
- OECD (2006) *Employment Outlook*. Paris, OECD.
- OZAKI, M. (ED.) (1999) *Negotiating Flexibility. The Role of Social Partners and the State*. Geneva, International Labour Office.
- PETTERSEN, P. (1995) The Welfare State: The Security Dimension. In: O. BORRE AND E.

- SCARBROUGH (EDS.) *The Scope of Government*. Oxford: Oxford University Press.
- PISSARIDES, C. (2000) *Equilibrium unemployment theory*, Cambridge MA, MIT Press.
- PISSARIDES, C. (2001) Employment protection *Labour Economics*, 8(2), 131–159.
- PONGRATZ, H.J., AND VOß, G.G. (2003) From employee to "entreplooyee": Towards a "self-entrepreneurial" work force? *Concepts and Transformation*, 8 (3), 239–254.
- RADERMACHER, F.J. (2006a) *Globalisierung gestalten: Die neue zentrale Aufgabe der Politik*, Terra Media Verlag, Berlin.
- RADERMACHER, F.J. (2006b) Sustainable development in times of globalization: Balance or destruction. Plenary lecture at the EURO-XXI, Reykjavik, 03.07.2006. Abstract in: *EURO-XXI, University of Island, Reykjavik, July 2–5, 2006*, 48.
- RAMAUX, CH. (2006) *Emploi : éloge de la stabilité. L'état social contre la flexicurité*. Paris. Editions Mille et une Nuits.
- REGINI, M. (2000) The dilemmas of labour market regulations. In: ESPING-ANDERSEN, G., AND REGINI, M. (EDS.) *Why Deregulate Labour Markets?* New York, Oxford University Press, 11–29.
- ROLLER, E. (1999) Shrinking the Welfare State: Citizens, Attitudes towards Cuts in Social Spending in the 1990s. *German Politics*, 8 (1) 21–39.
- SCHMID, G., AND GAZIER, B. (EDS.) (2002) *The Dynamics of Full Employment: Social Integration Through Transitional Labour Markets*. Cheltenham, Edward Elgar.
- SCHMIDT, T. (2006) Reden über die Unbenennbaren. *Die Zeit*. 19.10.2006 (No. 43), p. 4.
- SCHULTEN, TH., BISPINK, R., AND SCHÄFER, C. (EDS.) (2006) *Minimum Wages in Europe*. Brussels, ETUI-REHS.
- STANDING, G. (1999) *Global Labour Flexibility. Seeking Distributive Justice*. London, Macmillan Press.
- SEIFERT, H., AND TANGIAN, A. (2006) *Globalization and deregulation: Does flexicurity protect atypically employed?* WSI Diskussionspapier 143, Hans Böckler Stiftung, Düsseldorf. http://www.boeckler.de/pdf/p_wsi_diskp_143.pdf

- SPERBER, S. (2006) What are the ingredients of "good" flexicurity arrangements? Some ideas for identifying factors that make for success? Manuscript paper distributed at the *1st Meeting of Flexicurity Research Network, Copenhagen, June 8–9, 2006*.
- STIGLITZ, J. (2002) *Globalization and its discontents*, Norton, New York.
- TANGIAN (TANGUIANE), A. (1991) *Aggregation and Representation of Preferences: Introduction to Mathematical Theory of Democracy*, Berlin, Springer.
- TANGIAN A.S. (2004) *Liberal and Trade-Unionist Concepts of Flexicurity: Modelling in Application to 16 European Countries*. WSI Diskussionspapier 131, Hans Böckler Stiftung, Düsseldorf. http://www.boeckler.de/pdf/p_wsi_diskp_131.pdf
- TANGIAN, A. (2005A) *Monitoring flexicurity policies in the EU with dedicated composite indicators*. WSI Diskussionspapier 137, Hans Böckler Stiftung, Düsseldorf. http://www.boeckler.de/pdf/p_wsi_diskp_137.pdf
- TANGIAN, A. (2005B) *European welfare state under the policy "make work pay": Analysis with composite indicators*. WSI Diskussionspapier 141, Hans Böckler Stiftung, Düsseldorf. http://www.boeckler.de/pdf/p_wsi_diskp_141.pdf
- TAYLOR-GOOPY, P. (1998) Commitment to the Welfare State. In: JOWELL ET AL. (EDS.) *Social Attitudes 15th Report. How Britain Differs*. Aldershot: Ashgate.
- TROS, F. (2004) Towards "flexicurity" in policies for the older workers in EU-countries? Paper at the *IREC Conference 2004, Utrecht, August 26–28*. http://www.tilburguniversity.nl/faculties/frw/research/schoordijk/flexicurity/publications/papers/fxp2004-9-tros_irec_utrecht.pdf
- UNITED NATIONS DEVELOPMENT PROGRAMME (2002) *Human Development Report 2002, Deepening democracy in a fragmented world*, New York: Oxford University Press.
- VAN OORSCHOT, W. (1999) *The Legitimacy of Welfare: a Sociological Analysis of the Motives for Contributing to Welfare Schemes*. WORC-paper series 99.11.22, WORC/TISSER, Tilburg.
- VAN OORSCHOT, W. (2001) Flexibilität und soziale Sicherung in den Niederlanden — Politik für Arbeitnehmer und Versorgungspersonen. In: KLAMMER, U., AND TILLMANN, K.

- (EDS.) *Flexicurity: Soziale Sicherung und Flexibilisierung der Arbeits- und Lebensverhältnisse*. Düsseldorf, Hans Böckler Stiftung, 519–584.
- VISSER, J., AND HEMERIJCK, A. (1997) *A Dutch Miracle: Job Growth, Welfare Reform and the Corporatism in the Netherlands*. Amsterdam, Amsterdam University Press.
- VIELLE, P., AND WALTHERY, P. (2003) *Flexibility and Social Protection*. Dublin, European Foundation for the Improvement of Living and Working Conditions.
- UK PRESIDENCY OF THE EU (2005) *Europe needs to meet the challenge of change – Blunkett (11/07/05)*
<http://www.eu2005.gov.uk/servlet/Front?pagename=OpenMarket/Xcelerate/ShowPage&c=Page&cid=1112704221230&a=KArticle&aid=1119523074808>
- WILTHAGEN, T., AND TROS, F. (2004) The concept of "flexicurity": a new approach to regulating employment and labour markets, *Transfer*, 10 (2), 166–186.
- WILTHAGEN, T., TROS, F., AND VAN LIESHOUT, H. (2003) Towards "flexicurity"?: balancing flexibility and security in EU member states, paper for the 13th *World Congress of the International Industrial Relations Association (IIRA)*, Berlin September 2003.
<http://www.tilburguniversity.nl/faculties/frw/research/schoordijk/flexicurity/publications/papers>
- WORLD BANK (2002) *Globalization, Growth, and Poverty: Building an Inclusive World Economy*, Washington.
- WSI (2000) "Flexicurity" — *Arbeitsmarkt und Sozialpolitik in Zeiten der Flexibilisierung*. Special Issue of the *WSI Mitteilungen*, 5/2000.

Seit 2003 erschienene WSI-Diskussionspapiere

- 110 **Sitte, Ralf:** Soziale Sicherung unter Rot-Grün – Zur Entwicklung von Sozialpolitik und Sozialbudget seit 1998, Januar 2003
- 111 **Josten, Stefan Dietrich/ Truger Achim:** The Political Economy of Growth and Distribution. A *Theoretical Critique*, März 2003
- 112 **Ahlers, Elke:** Arbeitsbedingungen, Leistungsdruck, Gesundheit am Arbeitsplatz März 2003
- 113 **Hein, Eckhard:** Die NAIRU – eine post-keynesianische Interpretation, März 2003
- 114 **Ziegler, Astrid:** Synopse wichtiger Positionen zur Reformdebatte der Europäischen Strukturpolitik nach 2006, April 2003
- 115 **Tangian, Andranik:** An Econometric decision model for equalizing regional unemployment in West and East Germany, July 2003
- 116 **Ziegler, Astrid:** Die europäische Strukturpolitik nach 2006 – Anforderungen an ein neues Konzept der europäischen Strukturpolitik im Zeitraum 2007-2013, August 2003
- 117 **Bäcker, Gerhard/ Koch Angelika:** Mini- und Midi-Jobs als Niedrigeinkommensstrategie in der Arbeitsmarktpolitik. „Erfolgsstory“ oder Festschreibung des geschlechtsspezifisch segregierten Arbeitsmarktes?, August 2003
- 118 **Truger, Achim:** Germany's Poor Economic Performance in the Last Decade: It's the Macroeconomy, not Institutional Sclerosis, September 2003
- 119 **Tangian, Andranik S.:** Optimizing German regional policy-2004: A study based on empirical data from 1994 to 2001, December 2003
- 120 **Truger, Achim:** Verteilungs- und beschäftigungspolitische Risiken aktueller Steuerreformkonzepte: Eine Analyse mit Steuerbelastungsvergleichen für konkrete Haushaltstypen, Februar 2004
- 121 **Niechoj, Torsten:** Gewerkschaften und keynesianische Koordinierung in Europa. Chancen, Risiken und Umsetzungshürden, März 2004
- 122 **Tangian, Andranik, S.:** Defining the flexicurity index in application to European countries, April 2004
- 123 **Niechoj Torsten:** Fünf Jahre Makroökonomischer Dialog – Was wurde aus den ursprünglichen Intentionen?, April 2004
- 124 **Hein, Eckhard/ Schulten, Thorsten/ Truger, Achim:** Wage trends and deflation risks in Germany and Europe, Juni 2004
- 125 **Hein, Eckhard/ Truger, Achim:** Macroeconomic co-ordination as an economic policy concept – opportunities and obstacles in the EMU, Juni 2004
- 126 **Hein, Eckard/Niechoj, Torsten:** Leitlinien für ein dauerhaftes Wachstum in der EU?, Juli 2004
- 127 **Seifert, Hartmut:** Arbeitszeitpolitischer Modellwechsel: Von der Normalarbeitszeit zu kontrollierter Flexibilität, Juli 2004
- 128 **Hein, Eckhard/Schulten, Thorsten:** Unemployment, Wages and Collective Bargaining in the European Union, September 2004.
- 129 **Schulten, Thorsten:** Foundations and Perspectives of Trade Union Wage Policy in Europe, August 2004
- 130 **Seifert, Hartmut:** Flexibility through working time accounts: reconciling economic efficiency and individual time requirements, Juni 2004

- 131 **Tangian, Andranik, S.:** Liberal and trade-Unionist concepts of flexicurity: Modelling in application to 16 European Countries, October 2004
- 132 **Tangian, Andranik, S.:** Constructing the composite indicator “Quality of work” from the third European survey on working conditions, November 2004
- 133 **Hein Eckhard,** Interest rate, debt, distribution and capital accumulation in a post-Kaleckian model, Dezember 2004
- 134 **Bothfeld, Silke; Gronbach Sigrid; Seibel Kai:** Eigenverantwortung in der Arbeitsmarktpolitik: zwischen Handlungsautonomie und Zwangsmaßnahmen; Dezember 2004.
- 135 **Tangian, Andranik, S.:** A composite indicator of working conditions in the EU – 15 for policy monitoring an analytical purposes; März 2005. - Deutsche Fassung -
Tangian, Andranik, S.: Ein zusammengesetzter Indikator der Arbeitsbedigungen in der EU-15 für Politik-Monitoring und analytische Zwecke; August 2005 - deutsche Übersetzung -
- 136 **Dribbusch, Heiner:** Trade Union Organising in Private Sector Services; April 2005
- 137 **Tangian, Andranik, S.:** Monitoring flexicurity policies in the EU with dedicated composite indicators; Juni 2005
- 138 **Tangian, Andranik, S.:** Composite indicator of German regional policy and its use for optimizing subsidies to regional labour markets, Juli 2005
- 139 **Tangian, Andranik, S.:** Bundestagswahl 2005: Ergebnisse im Spiegel der Parteiprogramme, September 2005. – Englische verbesserte und erweiterte Fassung: **Tangian, Andranik, S.:** German parliamentary elections 2005 in the mirror of party manifestos, January 2006.
- 140 **Ellguth, Peter/Kirsch, Johannes/Ziegler, Astrid:** Einflussfaktoren der öffentlichen Förderung in Ostdeutschland – eine Auswertung des IAB-Betriebspanels -, November 2005
- 141 **Tangian, Andranik, S.:** European welfare state under the policy „make work pay“: Analysis with composite indicators, Dezember 2005
- 142 **Brandt, Torsten:** Mini- und Midijobs im Kontext aktivierender Arbeitsmarkt- und Sozialpolitik, Dezember 2005
- 143 **Seifert, Hartmut/Tangian, Andranik:** Globalization and deregulation: Does flexicurity protect atypically employed? März 2006
- 144 **Ziegler, Astrid:** Zur Vorbereitung auf die neue Förderphase der Europäischen Strukturfonds – Synopse zu den zentralen Ergebnissen der Aktualisierungsberichte zur Halbzeitbewertung der OP in Ostdeutschland, März 2006. Englische Übersetzung: **Ziegler, Astrid:** Preparing for the European Structural Funds’ next funding period – Synopsis of the central findings of the updates of the mid-term evaluation of the Operational Programmes in East Germany, März 2006
- 145 **Tangian, Andranik, S.:** Monitoring flexicurity policies in Europe from three different viewpoints, Juni 2006
- 146 **Leiber, Simone/Zwiener, Rudolf:** Zwischen Bürgerversicherung und Kopfpauschale: Vorschläge für eine tragfähige Kompromisslösung, Juni 2006
- 147 **Frericks, Patricia/Maier, Robert:** Rentenreformen und ArbeitnehmerInnenrechte im EU-Vergleich - Zwischen Eigenverantwortung und Solidarität -, August 2006
- 148 **Tangian, Andranik, S.:** European flexicurity: concepts (operational definitions), methodology (monitoring instruments), and policies (consistent implementations), Oktober 2006