

African and Caribbean Adolescents in Britain: Ethnic Identity and Britishness

Lam, Virginia; Smith, Gordon

Postprint / Postprint

Zeitschriftenartikel / journal article

Zur Verfügung gestellt in Kooperation mit / provided in cooperation with:

www.peerproject.eu

Empfohlene Zitierung / Suggested Citation:

Lam, V., & Smith, G. (2009). African and Caribbean Adolescents in Britain: Ethnic Identity and Britishness. *Ethnic and Racial Studies*, 32(7), 1248-1270. <https://doi.org/10.1080/01419870802298421>

Nutzungsbedingungen:

Dieser Text wird unter dem "PEER Licence Agreement zur Verfügung" gestellt. Nähere Auskünfte zum PEER-Projekt finden Sie hier: <http://www.peerproject.eu> Gewährt wird ein nicht exklusives, nicht übertragbares, persönliches und beschränktes Recht auf Nutzung dieses Dokuments. Dieses Dokument ist ausschließlich für den persönlichen, nicht-kommerziellen Gebrauch bestimmt. Auf sämtlichen Kopien dieses Dokuments müssen alle Urheberrechtshinweise und sonstigen Hinweise auf gesetzlichen Schutz beibehalten werden. Sie dürfen dieses Dokument nicht in irgendeiner Weise abändern, noch dürfen Sie dieses Dokument für öffentliche oder kommerzielle Zwecke vervielfältigen, öffentlich ausstellen, aufführen, vertreiben oder anderweitig nutzen.

Mit der Verwendung dieses Dokuments erkennen Sie die Nutzungsbedingungen an.

gesis
Leibniz-Institut
für Sozialwissenschaften


Terms of use:

This document is made available under the "PEER Licence Agreement". For more information regarding the PEER-project see: <http://www.peerproject.eu> This document is solely intended for your personal, non-commercial use. All of the copies of this documents must retain all copyright information and other information regarding legal protection. You are not allowed to alter this document in any way, to copy it for public or commercial purposes, to exhibit the document in public, to perform, distribute or otherwise use the document in public.

By using this particular document, you accept the above-stated conditions of use.

Mitglied der

Leibniz-Gemeinschaft



African and Caribbean Adolescents in Britain: Ethnic Identity and Britishness

Journal:	<i>Ethnic and Racial Studies</i>
Manuscript ID:	RERS-2007-0047.R3
Manuscript Type:	Original Manuscript
Keywords:	adolescence, Ethnic Identity, British Identity, Gender, Africa, Caribbean
Note: The following files were submitted by the author for peer review, but cannot be converted to PDF. You must view these files (e.g. movies) online.	
Virginia Lam.doc	



Table 1. Mean British and ethnic identity scores by ethnic, gender and age groups.

	African (N = 67)	Caribbean (N = 70)	Boys (N = 91)	Girls (N = 46)	Younger (N = 70)	Older (N = 67)
MEIM (scale 1-4)	3.15 (0.45)	3.15 (0.51)	3.06 (0.46)**	3.32 (0.47)	3.15 (0.45)	3.15 (0.51)
British self-description (scale 1-4)	2.63 (0.78)	2.59 (0.84)	2.65 (0.84)	2.52 (0.75)	2.63 (0.88)	2.58 (0.72)
British/ethnic self-description (scale 1-5)	2.88 (1.02)	3.04 (1.08)	2.98 (1.06)	2.93 (1.04)	2.89 (0.99)	3.04 (1.12)
British stereotypes (scale 1-5)	3.04 (0.55)	3.08 (0.51)	3.08 (0.56)	3.03 (0.47)	3.30 (0.59)	3.39 (0.51)
Ethnic Stereotypes (scale 1-5)	3.29 (0.47)	3.29 (0.62)	3.35 (0.56)	3.32 (0.54)	3.02 (0.57)	3.11 (0.48)
British Pride (scale 1-5)	3.75 (1.04)	3.63 (1.23)	3.80 (1.01)*	3.46 (1.33)	3.81 (1.03)	3.55 (1.23)
Ethnic Pride (scale 1-5)	4.51 (0.73)	4.37 (1.12)	4.40 (0.99)	4.52 (0.86)	4.31 (1.10)	4.57 (0.74)
Internalisation of Britishness (scale 1-5)	3.54 (0.83)	3.51 (0.84)	3.57 (0.85)	3.43 (0.81)	3.69 (0.87)**	3.36 (0.76)
Importance of Britishness (scale 1-4)	2.72 (0.88)	2.73 (0.82)	3.52 (1.52)**	2.87 (0.84)	2.84 (0.91)	2.60 (0.76)
Affect towards the British (scale 1-5)	3.75 (1.42)	3.97 (1.32)	4.03 (1.26) *	3.52 (1.52)	3.83 (1.40)	3.90 (1.34)

* significant at $p < .05$, ** $p < .01$.

African and Caribbean Adolescents in Britain

Table 2. Mean ranks of age, gender, British and ethnicity by participant ethnicity, gender and age groups (lower ranks mean higher relative subjective importance).

	Mean rank (scale 1-4) for				Friedman χ_r^2	N
	Age	Gender	British	Ethnicity		
Ethnicity						
African	2.98	2.70	2.86	1.46	58.54***	66
Caribbean	2.93	2.51	2.99	1.54	56.49***	70
Gender						
Boys	2.97	2.66	2.82	1.52	71.80***	91
Girls	2.91	2.49	3.13	1.47	44.23***	45
Age group						
Younger	2.80	2.54	3.06	1.57	52.86***	69
Older	3.10	2.67	2.79	1.43	65.06***	67
Total						
	2.95	2.60	2.93	1.50	113.75***	136

*** Significant at $p < .001$.

Table 3. Correlations between British identity components.

	British self-description	British/ethnic self-description	British pride	Internalisation of Britishness	Importance of Britishness	British stereotyping
British/ethnic self-description	.46***					
British pride	.25**	.26**				
Internalisation of Britishness	.09	.08	.37***			
Importance of Britishness	.12	.05	.35***	.39***		
British Stereotypes	.04	.01	.31***	.28**	.31***	
Affect towards the British	.11	.07	.26**	.27**	.34***	.33***

** significant at $p < .01$; *** $p < .001$ (1-tailed).

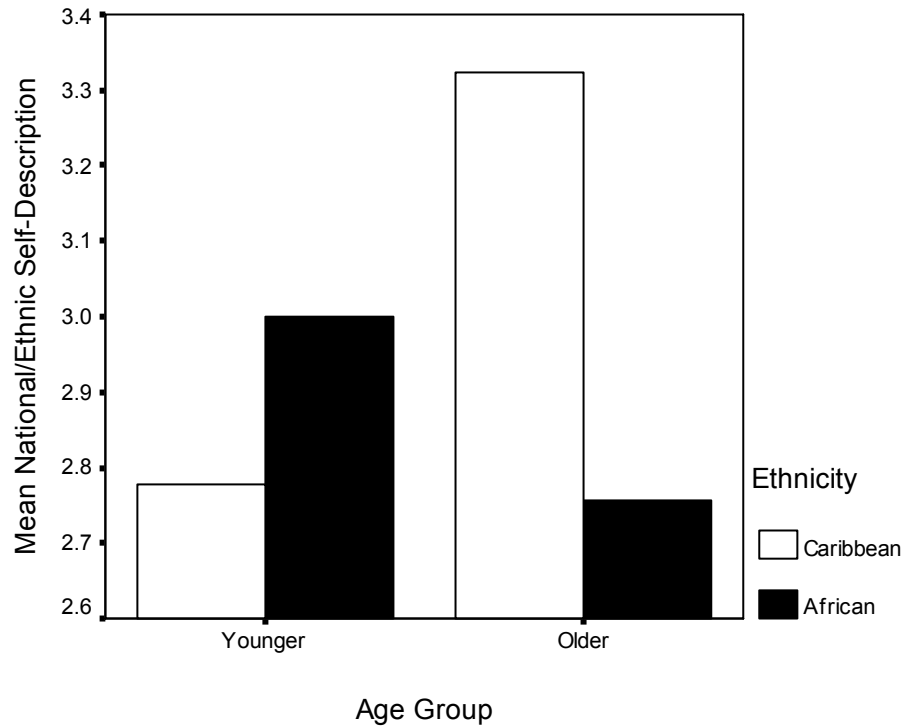
African and Caribbean Adolescents in Britain

Figure 1. Mean national/ethnic self-description by younger versus older Caribbean and African adolescents (higher scores more 'British', lower scores more 'Caribbean/African').

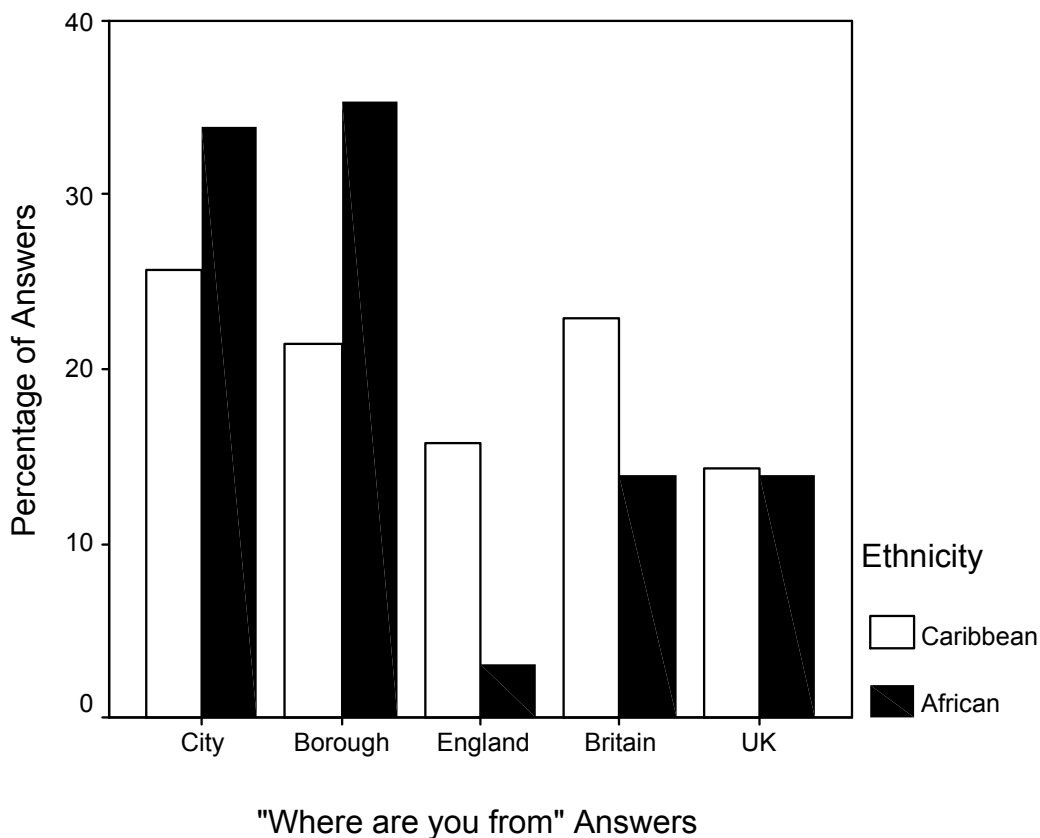


Figure 2. Answers to “where are you from” by Caribbean and African adolescents.

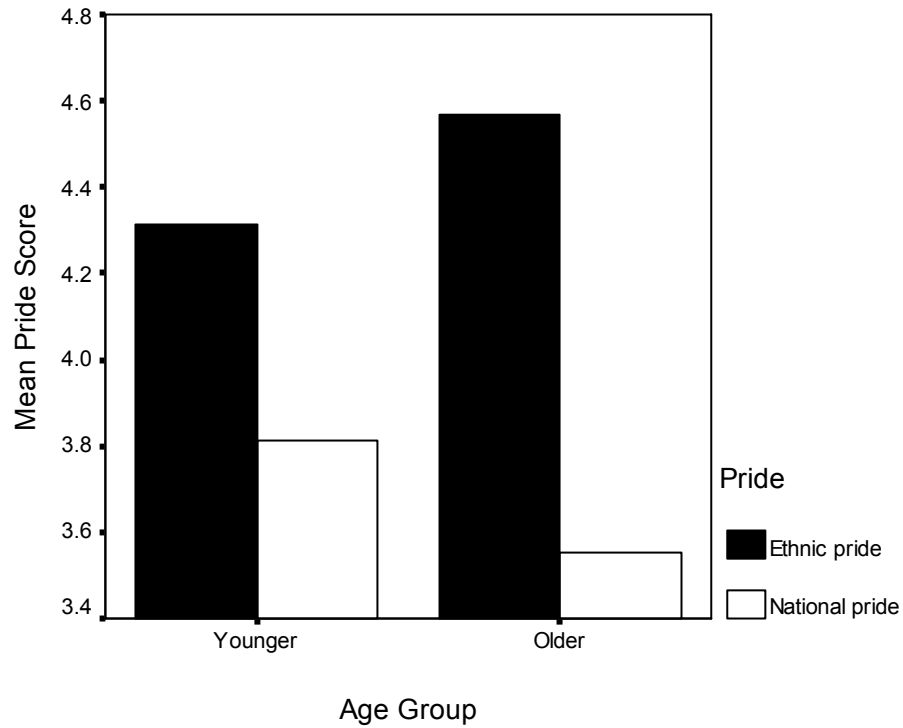
African and Caribbean Adolescents in Britain

Figure 3. Mean ethnic and national pride scores of younger and older African-Caribbean adolescents.